


# KVM/CONSOLE SOLUTIONS



## KVM Switches, Rack Consoles and Console Servers

*Control multiple servers and other devices from a single console (keyboard, mouse and monitor).*

- Consolidate device management
- Improve security and system availability
- Access devices from any location



Control multiple servers and other devices from a single console. Consolidate device

management. Improve security and system availability. Access devices from a

Control multiple servers and other devices from a single console. Consolidate

availability. Access devices from a

from a single console. Consolidate

availability. Access devices from a

Control multiple servers and other devices from a single console. Consolidate

and system availability. Access devices from a

and other

device management. Improve security and

location. Control multiple servers and other

device management. Improve security and

location. Control multiple servers and other

device management. Improve security and

location. Control multiple servers and other

device management. Improve security and

location. Control multiple servers and other

device management. Improve security and

location. Control multiple servers and other devices from a single console. Consolidate

### CONTENTS

Console Servers 2-3

Console KVMs 4-7

Rack Consoles 8-9

IP Remote  
Access KVMs 10-11

Multiuser KVMs 12-13

Cat5 KVMs 14-15

Standard &  
Secure KVMs 16-17

Desktop KVMs 18

Accessories 19-20

## CONSOLE SERVERS



- Up to 48 RJ45 Serial Ports in 1U
- In-Band and Out-of-Band Access to Serial- and Network-Connected Devices
- Support 3G Cellular Out-of-Band Access
- Secure Tunneling to All Devices
- Integrated Management Tools
- 1,000+ Devices per Console Server
- Embedded Linux® with Shell Access
- UPS/PDU Monitoring and Control
- Flash RAM for Logs and Configurations
- Standard Cisco® Pinouts



### CONSOLIDATE DEVICE MANAGEMENT

Tripp Lite Console Servers provide secure in-band and out-of-band remote access to serial- and network-connected servers, routers, network switches, KVM switches, firewalls, PBX systems, UPS systems, RPC units, PDUs and other devices. Console Servers allow you to manage diverse server and device platforms using a local console, network connection or dial-up connection. Cisco-compatible RJ45 serial ports provide direct connection (without the need for an adapter) to a wide variety of serial devices. Secure tunneling connections allow up to 50 concurrent users to access more than 1,000 devices through a single IP address from any location.

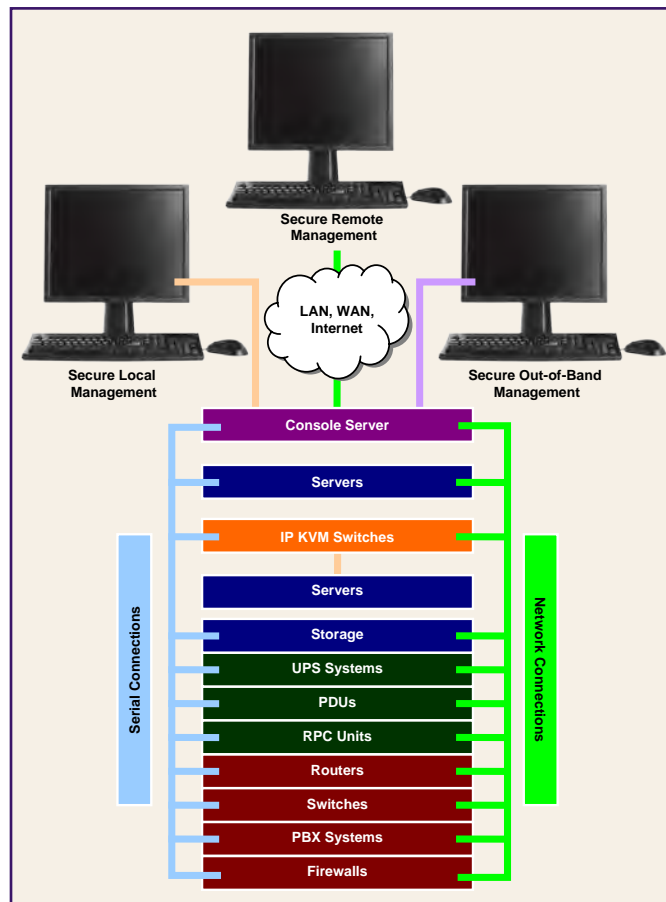
### INCREASE SYSTEM AVAILABILITY

Out-of-band access with automatic failover provides a fail-safe alternative channel for managing and troubleshooting critical systems if your local network or Internet connection goes down, eliminating a crucial point of failure. Real-time alerts, integrated power management, environmental monitoring options, service processor access and convenient management tools help you correct problems before they impair productivity. Console Server USB ports are compatible with a variety of Sierra Wireless™ USB modems for 3G cellular out-of-band access. Console Server Management Switches also include redundant power supplies and Ethernet ports for additional fault tolerance.

### SECURE EVERY CONNECTION

Access all your devices securely with SSH encrypted tunnels, remote authentication (RADIUS, TACACS+, LDAP, Active Directory, Kerberos), multi-level access rights management, detailed logging and compliant audit trails. Secure tunneling software and unlimited licenses are included.

Most Console Servers include FIPS 140-2 cryptography and IPSec VPN support. Console Server Management Switches also include a built-in DHCP server, firewall and router to host a separate management LAN for your most critical traffic.



Console Servers provide secure in-band and out-of-band access to serial- and network-connected devices, including IP KVM switches.

## INTEGRATE MANAGEMENT TOOLS

Console Servers have a programmable Linux core closely integrated with powerful management tools:

- Nagios® remote monitoring (NSCA, NRPE)
- Command line access (SSH, Telnet)
- Browser access (HTTP, HTTPS, SSL)
- Remote GUI access (VNC, RDP, ICA, X11)
- BMC/service processor access (IPMI, iLO, ALOM, DRAC, RSA, AMT)
- Serial-over-LAN (BIOS, EMS and ACS access)
- Power management (NUT, PowerMan)
- Custom alerts (E-mail, SMS, SNMP, Nagios)
- Easily add your preferred TCP or UDP tools

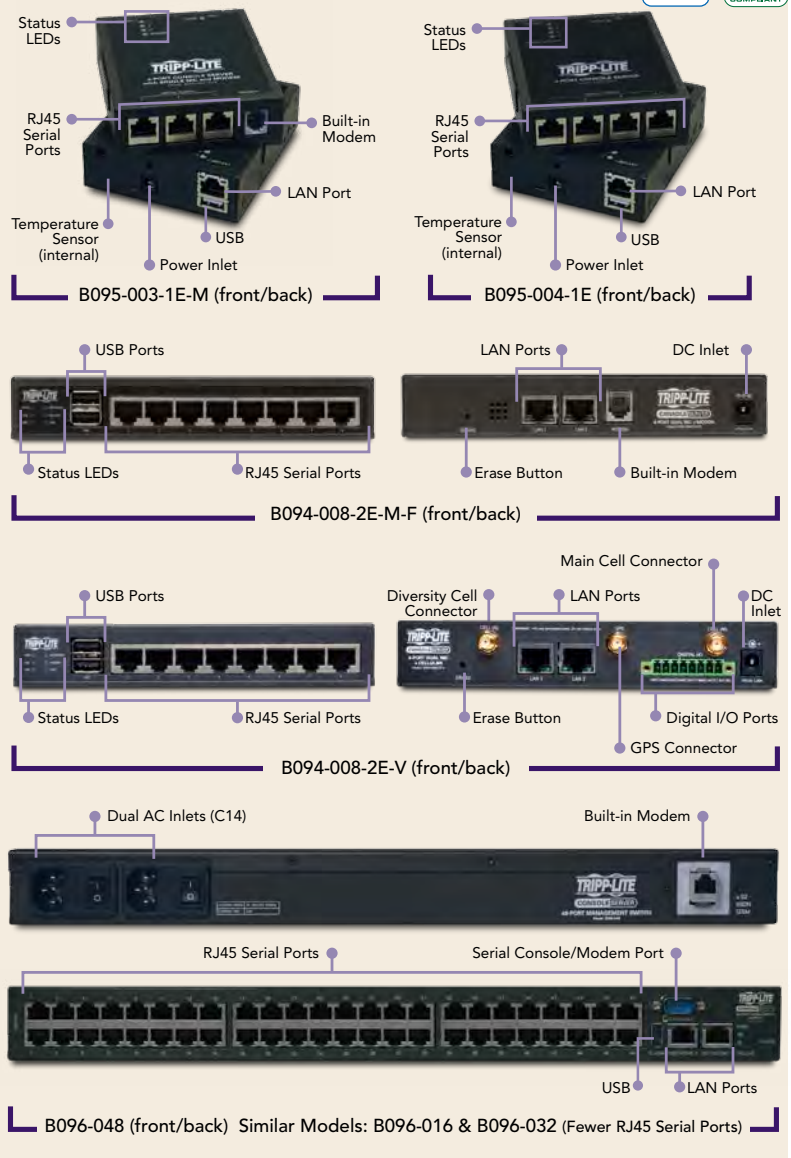
## REDUCE COSTS

Manage diverse platforms and widely dispersed IT assets with fewer personnel and less equipment. Solve complex problems before they cause downtime that hurts your bottom line. Reduce costly service calls by configuring, troubleshooting and rebooting devices remotely. Extend the management capabilities of your existing KVM switches without replacing and reinstalling. Implement Nagios monitoring at remote sites without installing distributed Nagios servers. Embedded tools and client software ship fully enabled and do not require additional licensing fees.

## EXPAND ON DEMAND

Console Servers can access 1,000+ devices, adding new connections on demand. Multiple units can share a single IP address to consolidate additional serial connections at remote sites. You can add new Console Servers at any time, allowing you to start with only what you need and manage growth without disruption.

## FEATURE FOCUS



### Console Servers

Model	RJ45 Serial Ports (RS-232) (1)	Maximum Devices (2)	Concurrent Users	Form Factor	Power Supplies	LAN Ports	USB Ports	Built-in Modem	3G USB Modem Capable	Internal Flash Memory
<b>Compact IP Console Servers</b>										
B095-003-1E-M	3	1,000+	Up to 50	<1U	1	1	1	Yes	Yes	2 GB
B095-004-1E	4	1,000+	Up to 50	<1U	1	1	1	—	Yes	2 GB
B094-008-2E-M-F	8	1,000+	Up to 50	<1U	1	2	2	Yes	Yes	4 GB
B094-008-2E-V	8	1,000+	Up to 50	<1U	1	2	2	Yes (Cellular)	Yes (4G)	4 GB
<b>IP Console Server Management Switches</b>										
B096-016	16	1,000+	Up to 50	1U	2	2	3	Yes	Yes	16 GB
B096-032	32	1,000+	Up to 50	1U	2	2	3	Yes	Yes	16 GB
B096-048	48	1,000+	Up to 50	1U	2	2	3	Yes	Yes	16 GB

Certifications vary by model. All models include mounting hardware for installation in standard 19-inch racks. All models are compatible with 100-240 VAC, 50/60 Hz input and include a detachable power cord or AC adapter with a standard North American plug (5-15P). Connect a user-supplied power cord or plug adapter for compatibility in other regions. (1) Sun®/Solaris® break-safe. B090-series adapters required to connect to serial devices that do not have Cisco-compatible RJ45 serial ports. See page 20 for more information. (2) Includes both serial- and network-connected devices. Connecting more serial devices than the number of built-in serial ports requires additional units.



## CONSOLE KVM SWITCHES



B070-016-19

- Keyboard, Touchpad and Color LCD Monitor in 1U
- 8 or 16 KVM Ports
- With or Without Built-in IP Remote Access
- Multi-Platform Compatibility
- Plug-and-Play Setup
- Expand to Control Additional Servers

### STORE YOUR WORKSTATION IN 1U


Console KVM Switches include a full-size keyboard, touchpad, 17- or 19-inch color LCD and 8- or 16-port KVM switch. The entire package folds like a laptop and slides into a 1U rack drawer, providing compact storage and easy access without compromising your control over connected servers. A heavy-duty enclosure, high-quality LCD, premium connectors and uncomplicated controls ensure trouble-free operation in demanding high-availability environments. The dual-rail model allows the LCD to remain open while the keyboard is stored out of the way.

### ACCESS SERVERS ANYWHERE

Console KVM Switches with built-in IP remote access (also known as KVM over IP) allow you to access your connected servers over the local network or Internet. Whether you're in the next room or halfway around the world, you'll be able to monitor and control servers through a standard Web browser or multi-platform client software. Models without built-in IP remote access allow you to add an optional IP Remote Access Unit. In addition, you can extend local console connections by adding an optional Cat5 Console Extender. (See page 19 for more information.)

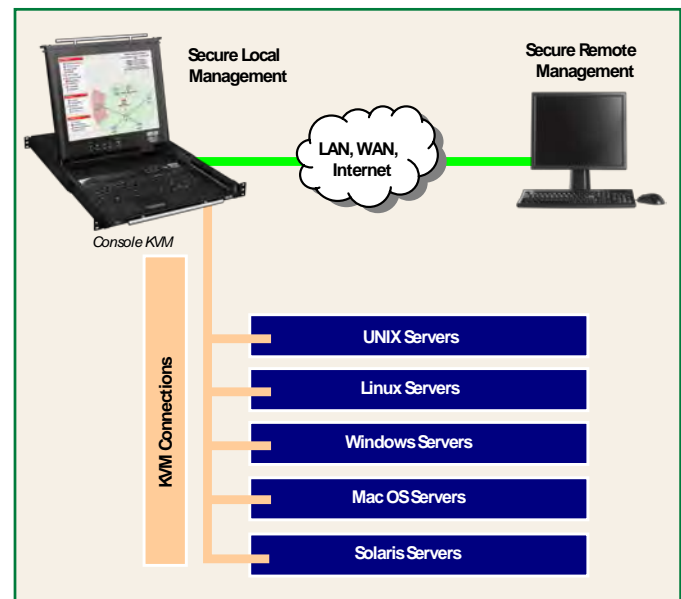


Fully Open



Fully Closed

Console KVM Switches fold like a laptop and slide into a 1U rack drawer.



Console KVM Switches with IP remote access allow you to access connected servers over the local network or the Internet.

## MANAGE CRITICAL SYSTEMS

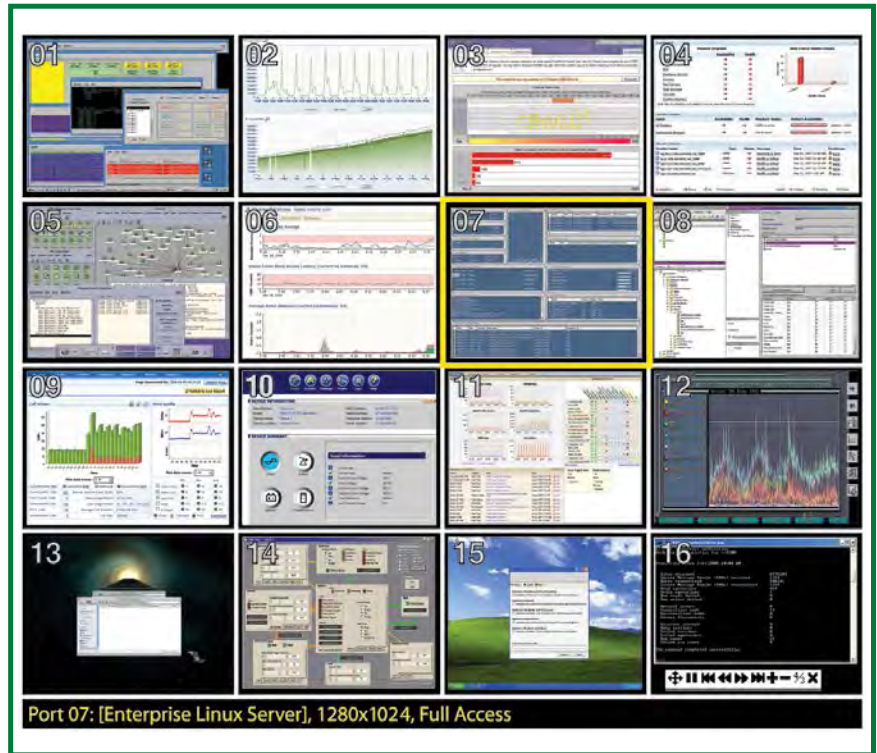
Console KVM Switches are ideal for managing your critical systems. No server-resident software is required, so server performance and reliability are never compromised. BIOS-level access allows you to solve complex problems efficiently and restore service before downtime hurts productivity. Automatic port configuration and an advanced on-screen display (OSD) with convenient features like custom port labeling, auto-scanning and panel array mode ease multi-server management in data centers, server rooms and other high-density environments. Upgradable firmware fine-tunes compatibility with emerging standards. 0SU52091 and B070-series models use efficient Cat5 cabling that reduces clutter, improves rack airflow, leverages existing resources and allows local server connections to extend up to 100 ft.

## SUPPORT MULTIPLE PLATFORMS

Console KVM Switches support PS/2 and USB connections and high-resolution VGA video up to 1280 x 1024 (B020-series models) or 1366 x 768 (B040- and B070-series models). Because compatibility is based on common hardware standards rather than system software dependencies, almost any platform can be accommodated. Connect multiple versions of multiple platforms in any combination, including UNIX®, Linux, Windows®, Mac OS®, Solaris and more.

## SECURE EVERY CONNECTION

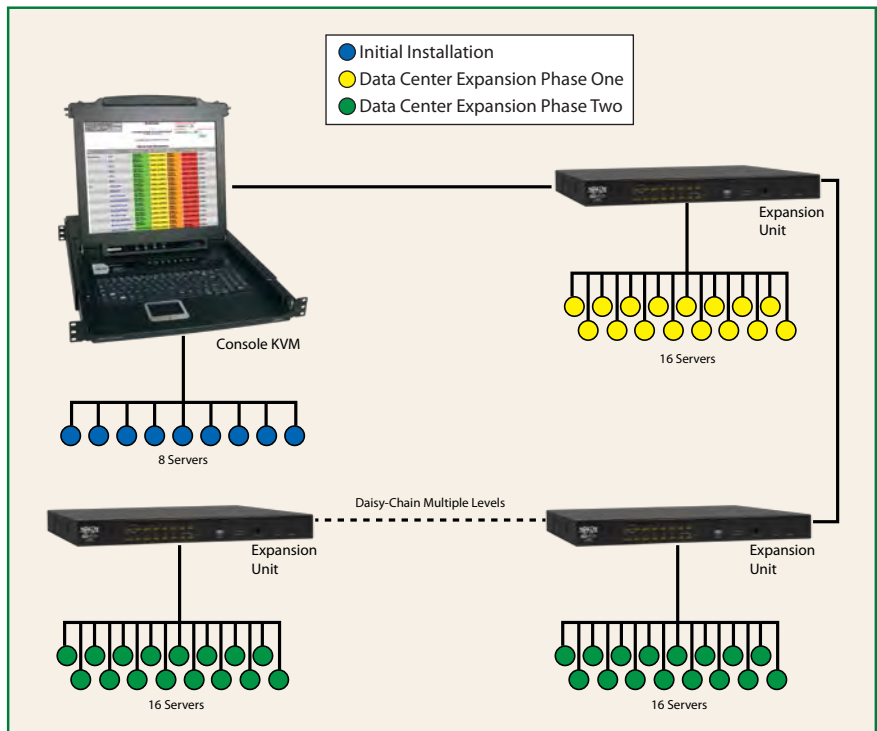
Whether you access Console KVM Switches locally or remotely, up to three levels of password security accommodate user and administrator accounts. Remote access is further protected with technologies such as advanced encryption, access rights management, remote authentication and detailed activity logging.



An advanced on-screen display (OSD) facilitates multi-server management with a graphical user interface and convenient features like custom port labeling, auto-scan and panel array mode (shown).

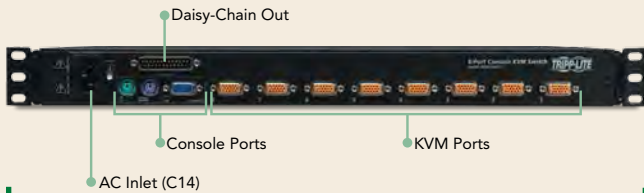
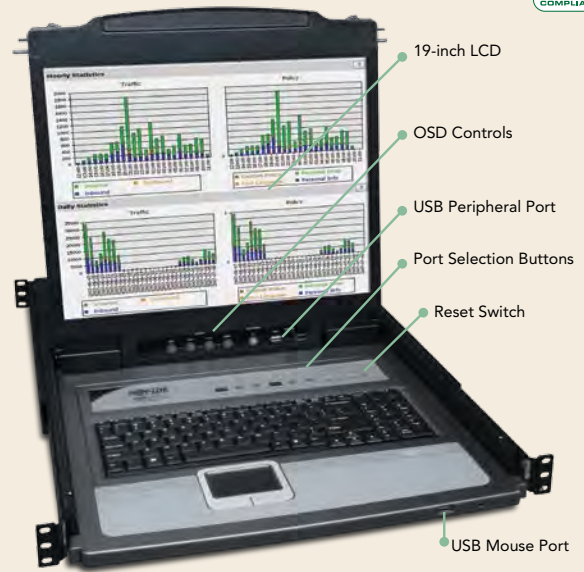

## EXPAND ON DEMAND

Access additional servers by connecting one or more cost-effective expansion units. You can add capacity whenever you need it, allowing you to start with a smaller initial investment and accommodate your growing data center without disrupting existing equipment.



Connect cost-effective expansion units to increase server capacity at any time.

# FEATURE FOCUS

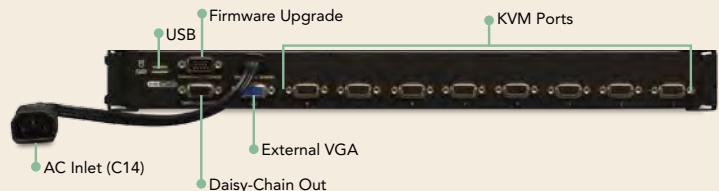




B020-008-17 (front/back)

Similar Model: B020-016-17 (More KVM Ports)

B020-U08-19-IP (front/back)

Similar Models: B020-U08-19-K (No Built-in IP Access),  
 B020-U08-19KTAA (No Built-in IP Access, TAA Compliant)  
 B020-U16-19-IP (More KVM Ports)  
 B020-U16-19-K (More KVM Ports, No Built-in IP Access),



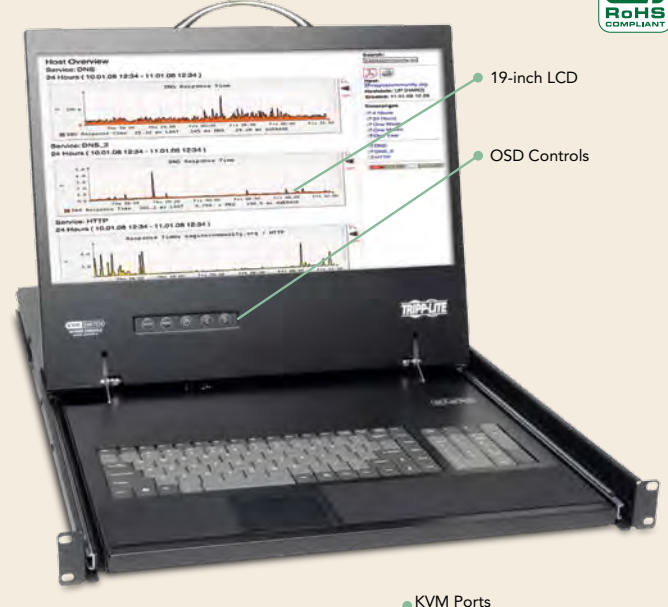


B020-016-17-IP (front/back)

B040-008-19 (front/back)

Similar Model: B040-016-19 (More KVM Ports)





**B070-016-19 (front/back)**  
Similar Model: B070-008-19 (Fewer KVM Ports)

**B070-016-19-IP (front/back)**  
Similar Model: B070-008-19-IP (Fewer KVM Ports)

### Console KVMs

Model	KVM Ports	LCD	IP Remote Access	Security Levels	KVM Cable Kits, Adapters or Server Interface Modules <sup>(1)</sup>		KVM Port Selection Buttons	Hot Keys, Auto Scan & OSD	Panel Array Mode	Dual Rail	TAA
					PS/2	USB					
<b>SmartRack® Cat5 Console KVM Switch</b>											
OSU52091	16	17 in.	—	3	OSU51078	B078-101-USB-1	—	Yes	—	—	Yes
<b>NetDirector® Console KVM Switches</b>											
B020-008-17	8	17 in.	Yes, w/ Optional B051-000 <sup>(2)</sup>	2	P774-Series (Includes 1)	P776-Series (Includes 1)	Yes	Yes <sup>(3)</sup>	—	—	—
B020-U08-19-IP	8	19 in.	Built-in	3	P778-Series (Includes 2 x 6 ft. Kits)		Yes	Yes <sup>(3)</sup>	Yes	—	—
B020-U08-19-K	8	19 in.	Yes, w/ Optional B051-000 <sup>(2)</sup>	2	P778-Series (Includes 8 x 6 ft. Kits)		Yes	Yes <sup>(3)</sup>	Yes	—	—
B020-U08-19KTAA	8	19 in.	Yes, w/ Optional B051-000 <sup>(2)</sup>	2	P778-Series (Includes 8 x 6 ft. Kits)		Yes	Yes <sup>(3)</sup>	Yes	—	Yes
B020-016-17	16	17 in.	Yes, w/ Optional B051-000 <sup>(2)</sup>	2	P774-Series (Includes 1)	P776-Series (Includes 1)	Yes	Yes <sup>(3)</sup>	—	—	—
B020-016-17-IP	16	17 in.	Built-in	3	P774-Series (Includes 1)	P776-Series (Includes 1)	Yes	Yes <sup>(3)</sup>	Yes	Yes	Yes
B020-U16-19-IP	16	19 in.	Built-in	3	P778-Series (Includes 2 x 6 ft. Kits)		Yes	Yes <sup>(3)</sup>	Yes	—	—
B020-U16-19-K	16	19 in.	Yes, w/ Optional B051-000 <sup>(2)</sup>	2	P778-Series (Includes 8 x 6 ft. Kits)		Yes	Yes <sup>(3)</sup>	Yes	—	—
<b>NetController® Console KVM Switches</b>											
B040-008-19	8	19 in.	Yes, w/ Optional B051-000 <sup>(2)</sup>	1	P780-Series	P780-Series	Yes	Yes	—	—	—
B040-016-19	16	19 in.	Yes, w/ Optional B051-000 <sup>(2)</sup>	1	P780-Series	P780-Series	Yes	Yes	—	—	—
<b>NetCommander® Cat5 Console KVM Switches</b>											
B070-008-19	8	19 in.	Yes, w/ Optional B051-000 <sup>(2)</sup>	3	OSU51078	B078-101-USB-1	—	Yes	—	—	Yes
B070-008-19-IP	8	19 in.	Built-in	2	OSU51078	B078-101-USB-1	—	Yes <sup>(4)</sup>	—	—	Yes
B070-016-19	16	19 in.	Yes, w/ Optional B051-000 <sup>(2)</sup>	3	OSU51078	B078-101-USB-1	—	Yes	—	—	Yes
B070-016-19-IP	16	19 in.	Built-in	2	OSU51078	B078-101-USB-1	—	Yes <sup>(4)</sup>	—	—	Yes

Certifications vary by model. All models include mounting hardware for 1U installation in standard 19-inch racks. (Add a B019-000 adapter for 2-post racks.) All models are compatible with 100-240 VAC, 50/60 Hz input (C14 inlet) and include a detachable power cord with a standard North American plug (5-15P). Connect a user-supplied power cord for compatibility in other regions. (1) KVM switches require one KVM cable kit, adapter or server interface module per server. See page 20 for more information. (2) The B051-000 IP Remote Access Unit adds secure IP remote access without requiring additional rack space. See page 19 for more information. (3) Multilingual OSD. (4) Does not feature Auto Scan.

Visit [www.tripplite.com](http://www.tripplite.com) for complete, up-to-date product listings and specifications.


## RACK CONSOLES



B021-000-17

### STORE YOUR WORKSTATION IN 1U

Rack Consoles include a full-size keyboard, touchpad and 17- or 19-inch color LCD monitor. The entire package folds like a laptop and slides into a 1U rack drawer, providing compact storage and easy access. A heavy-duty enclosure, high-quality LCD, premium connectors and uncomplicated controls ensure trouble-free operation in demanding high-availability environments. The dual-rail model allows the LCD to remain open while the keyboard is stored out of the way.



Rack Consoles fold like a laptop and slide into a 1U rack drawer.

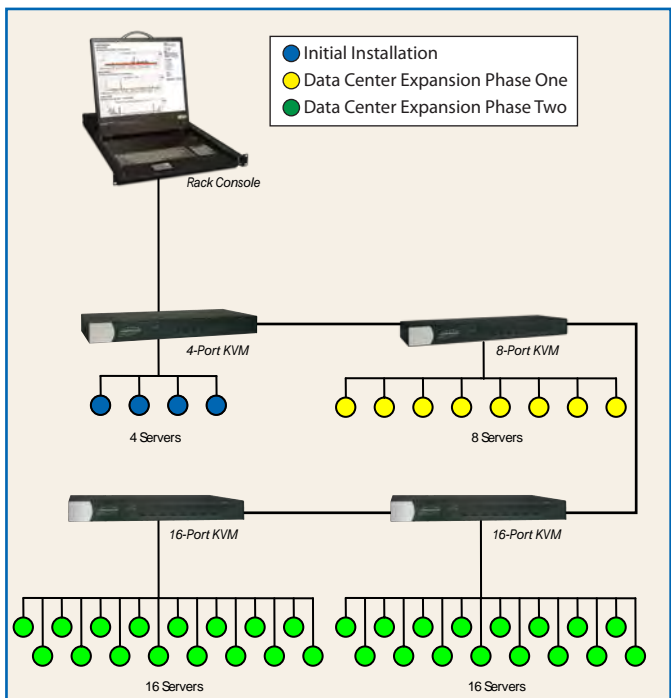
### ADD CONVENIENT RACK-SIDE ACCESS

Rack Consoles connect directly to your KVM switch or server to add convenient rack-side access to your equipment. In addition, you can extend console connections by adding an optional Cat5 Console Extender. (See page 19 for more information.)

- Keyboard, Touchpad and Color LCD Monitor in 1U
- Connect to KVM Switch or Server
- Plug-and-Play Setup
- Multi-Platform Compatibility
- Cable Kits Included

### CONNECT TO KVM SWITCHES OR SERVERS

Rack Consoles support PS/2 and USB connections and high-resolution VGA video up to 1280 x 1024 or 1366 x 768 (varies by model). Because compatibility is based on common hardware standards rather than system software dependencies, almost any server or KVM switch from any vendor can be accommodated. See the specifications chart on the next page for compatibility information.



Connect Rack Consoles to KVM switches for convenient rack-side server control. Scale to control additional servers by adding expansion units whenever required.

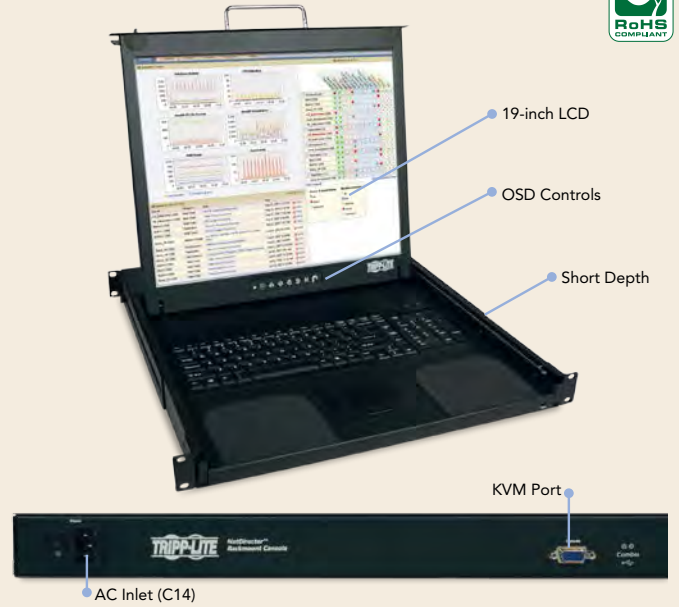


# FEATURE FOCUS



B021-000-19 (front/back)


Similar Models: B021-000-17, B021-000-19-HD (DVI Port)



B021-000-19-SH (front/back)



B021-02R-17 (front/back)



## Rack Consoles

Model	KVM Ports	LCD	Maximum Resolution	KVM Cable Kits or Adapters		Other Features	TAA
				PS/2	USB		
<b>NetDirector Rack Consoles</b>							
B021-000-17	1	19 in.	1366 x 768	Includes 6 ft. Cable Kit	Includes Adapter	—	Yes
B021-02R-17	1	17 in.	1280 x 1024	Includes 6 ft. Cable Kit		Dual Rail, Short Depth (22 to 34 in.)	—
B021-000-19	1	19 in.	1366 x 768	Includes 6 ft. Cable Kit	Includes Adapter	—	Yes
B021-000-19-HD	1	19 in.	1366 x 768	Includes 6 ft. Cable Kit		DVI-I to VGA Adapter	Yes
B021-000-19-SH	1	19 in.	1280 x 1024	Includes 6 ft. Cable Kit		Short Depth (22 to 34 in.)	—

### Compatibility

#### Connect NetDirector Rack Consoles to:

- Any Tripp Lite KVM Switch or Console Extender.
- Third-party equipment with VGA or DVI (analog) video output<sup>(1)</sup> and PS/2 or USB keyboard/mouse connectors.

Certifications vary by model. All models include mounting hardware for 1U installation in standard 19-inch racks. (Add a B019-000 adapter for installation in 2-post racks.) All models are compatible with 100-240 VAC, 50/60 Hz input (C14 inlet) and include a detachable power cord with a standard North American plug (5-15P). Connect a user-supplied power cord for compatibility in other regions. (1) Add a P120-000 adapter to support DVI analog video.

Visit [www.tripplite.com](http://www.tripplite.com) for complete, up-to-date product listings and specifications.

## IP REMOTE ACCESS KVM SWITCHES



B070-016-19-IP



B072-032-IP4

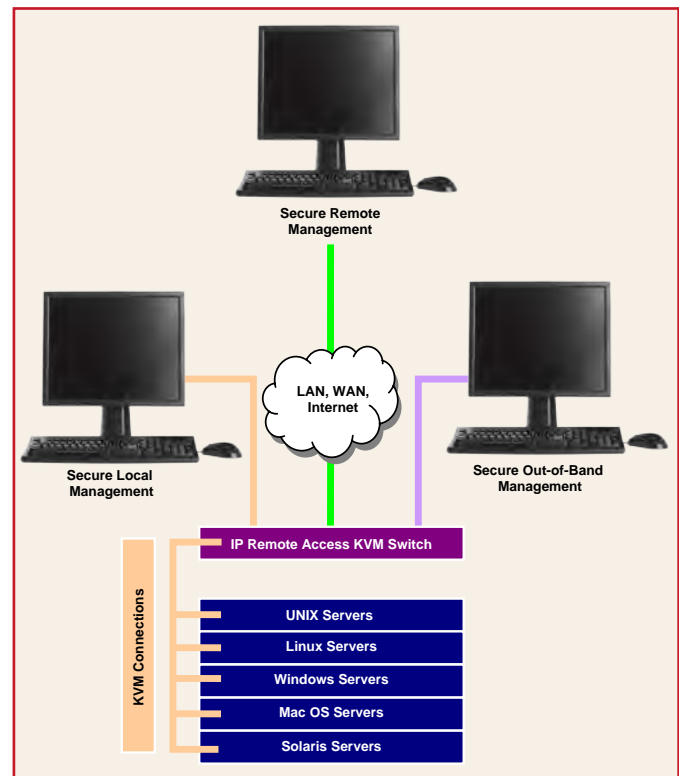
- Built-in IP Remote Access
- With or Without LCD Console
- 8, 16 or 32 KVM Ports in 1U
- Multi-Platform Compatibility
- Up to 5 Concurrent Users
- Expand to Control Additional Servers

### ACCESS SERVERS ANYWHERE

IP Remote Access KVM Switches include built-in IP remote access (also known as KVM over IP), allowing you to monitor and control connected equipment over the local network or Internet. Whether you're in the next room or halfway around the world, you'll be able to access your servers through a standard Web browser or multi-platform client software. Select models also support out-of-band dial-up connections to provide fail-safe access to your servers if the network or Internet connection goes down.

### MANAGE CRITICAL SYSTEMS

IP Remote Access KVM Switches are ideal for managing your critical systems. No server-resident software is required, so server performance and reliability are never compromised. BIOS-level remote access allows you to solve complex problems efficiently and restore service before downtime hurts productivity. Automatic port configuration and an on-screen display (OSD) with convenient features like custom port labeling, auto-scanning and panel array mode ease management of large installations in data centers, server rooms and other high-density environments. Upgradable firmware fine-tunes compatibility with emerging standards. Cat5 models use efficient Cat5/5e/6 cabling that reduces clutter, improves airflow in rack enclosures, leverages existing resources and allows local server connections to extend up to 165 ft. Multi-user models include dual power supplies and Ethernet ports for additional fault tolerance. Select models also allow users to remotely control connected PDUs. Individual ports on the KVM can be assigned to a port on the PDU, allowing you to power cycle or power ON/OFF connected servers without leaving the KVM session screen.



IP Remote Access KVM Switches allow one or more authorized users to access connected servers over the local network or the Internet.

### EXPAND ON DEMAND

Access additional servers by connecting cost-effective expansion units. You can add capacity whenever you need it, allowing you to start with a smaller initial investment and accommodate your growing data center without disrupting existing equipment.



## SUPPORT MULTIPLE PLATFORMS

IP Remote Access KVM Switches support PS/2 or USB keyboards and high-resolution VGA video up to 1920 x 1080 over IP (varies by model). LCDs on console models support video resolutions up to 1366 x 768 (varies by model). Because compatibility is based on common hardware standards rather than system software dependencies, almost any type of computer can be used. Connect multiple versions of multiple platforms in any combination, including UNIX, Linux, Windows, Mac OS, Solaris and more.


## STORE YOUR ENTIRE WORKSTATION IN 1U

IP Remote Access KVM Switches are available with or without a built-in console. Console models include a full-size keyboard, touchpad and color LCD monitor. The entire package folds like a laptop and slides into a 1U rack drawer, providing compact storage and easy access without compromising control features.

## SECURE EVERY CONNECTION


Whether you access IP Remote Access KVM Switches locally or remotely, multiple levels of password security accommodate user and administrator accounts. Remote access is further protected with advanced encryption, access rights management, remote authentication and detailed activity logging.

## FEATURE FOCUS




B064-032-04-IPG (front/back)

Similar Models: B064-032-02-IPG (Fewer Concurrent Users),  
B064-016-02-IPG (Fewer Concurrent Users & Fewer KVM Ports)



B072-032-IP4 (front/back)



B055-001-USB USB Server Interface Module

B055-001-USB-V2 USB Server Interface Module with Virtual Media

See pages 6-7 for B020-series and B070-series KVM features.  
See page 15 for more B072-series KVM features.

## IP Remote Access KVMs

Model	KVM Ports	LCD	Cat5	Concurrent Users	Security Levels	KVM Cable Kits or Server Interface Modules <sup>(1)</sup>		LAN Ports	Modem Port	KVM Port Selection Buttons	Hot Keys, Auto Scan & OSD	Panel Array Mode	TAA
						PS/2	USB						
<b>NetDirector IP Console KVM Switches</b>													
B020-U08-19-IP	8	19 in.	—	1	3	P778-Series (Includes 2 x 6 ft. Kits)		1	—	Yes	Yes <sup>(2)</sup>	Yes	—
B020-U16-19-IP	16	19 in.	—	1	3	P778-Series (Includes 2 x 6 ft. Kits)		1	—	Yes	Yes <sup>(2)</sup>	Yes	—
B020-016-17-IP	16	17 in.	—	2 (1 Remote, 1 Local)	3	P774-Series (Includes 1)	P776-Series (Includes 1)	1	—	Yes	Yes <sup>(2)</sup>	Yes	Yes
<b>NetDirector IP KVM Switches</b>													
B022-U08-IP	8	—	—	1	3	P778-Series (Includes 2 x 6 ft. Kits)		1	—	Yes	Yes <sup>(2)</sup>	Yes	—
B022-U16-IP	16	—	—	1	3	P778-Series (Includes 2 x 6 ft. Kits)		1	—	Yes	Yes <sup>(2)</sup>	Yes	—
<b>NetDirector IP Cat5 KVM Switches</b>													
B064-016-02-IPG	16	—	Yes	3 (2 Remote, 1 Local)	3	B055-001-PS2	B055-001-USB	2	Yes	Yes	Yes <sup>(2)</sup>	Yes	Yes
B064-032-02-IPG	32	—	Yes	3 (2 Remote, 1 Local)	3	B055-001-PS2	B055-001-USB	2	Yes	Yes	Yes <sup>(2)</sup>	Yes	Yes
B064-032-04-IPG	32	—	Yes	5 (4 Remote, 1 Local)	3	B055-001-PS2	B055-001-USB	2	Yes	Yes	Yes <sup>(2)</sup>	Yes	Yes
<b>NetCommander Multiuser IP Cat5 Console KVM Switches</b>													
B070-008-19-IP	8	19 in.	Yes	2 (1 Remote, 1 Local)	2	OSU51078	B078-101-USB-1	2	—	—	Yes <sup>(3)</sup>	—	Yes
B070-016-19-IP	16	19 in.	Yes	2 (1 Remote, 1 Local)	2	OSU51078	B078-101-USB-1	2	—	—	Yes <sup>(3)</sup>	—	Yes
<b>NetCommander Multiuser IP Cat5 KVM Switches</b>													
B072-008-1-IP	8	—	Yes	2 (1 Remote, 1 Local)	2	OSU51078	B078-101-USB-1	2	—	—	Yes <sup>(3)</sup>	—	—
B072-016-1-IP	16	—	Yes	2 (1 Remote, 1 Local)	2	OSU51078	B078-101-USB-1	2	—	—	Yes <sup>(3)</sup>	—	—
B072-016-IP2	16	—	Yes	3 (2 Remote, 1 Local)	2	OSU51078	B078-101-USB-1	2	—	—	Yes <sup>(3)</sup>	—	—
B072-016-IP4	16	—	Yes	5 (4 Remote, 1 Local)	2	OSU51078	B078-101-USB-1	2	—	—	Yes <sup>(3)</sup>	—	—
B072-032-IP2	32	—	Yes	3 (2 Remote, 1 Local)	2	OSU51078	B078-101-USB-1	2	—	—	Yes <sup>(3)</sup>	—	—
B072-032-IP2-K	32	—	Yes	3 (2 Remote, 1 Local)	2	B078-101-USB-1 (x16) Included		2	—	—	Yes <sup>(3)</sup>	—	—
B072-032-IP4	32	—	Yes	5 (4 Remote, 1 Local)	2	OSU51078	B078-101-USB-1	2	—	—	Yes <sup>(3)</sup>	—	—
B072-032-IP4-K	32	—	Yes	5 (4 Remote, 1 Local)	2	B078-101-USB-1 (x16) Included		2	—	—	Yes <sup>(3)</sup>	—	—

Certifications vary by model. All models include mounting hardware for 1U installation in standard 19-inch racks. All models are compatible with 100-240 VAC, 50/60 Hz input (C14 inlet or C6 inlet) and each power supply includes a detachable power cord with a standard North American plug (5-15P). Connect a user-supplied power cord for compatibility in other regions. (1) KVM switches require one KVM cable kit or server interface module per server. Additional server interface modules not listed allow B064-series KVM switches to connect to DB9 serial ports with VT100 emulation (B055-001-SER) or support USB connections with virtual media (B055-001-USB-V2). See page 20 for more information. (2) Multilingual OSD. (3) Does not feature Auto Scan.

Visit [www.tripplite.com](http://www.tripplite.com) for complete, up-to-date product listings and specifications.



## MULTIUSER KVM SWITCHES



B020-016-17-IP



B064-016-02-IPG

B072-032-IP4

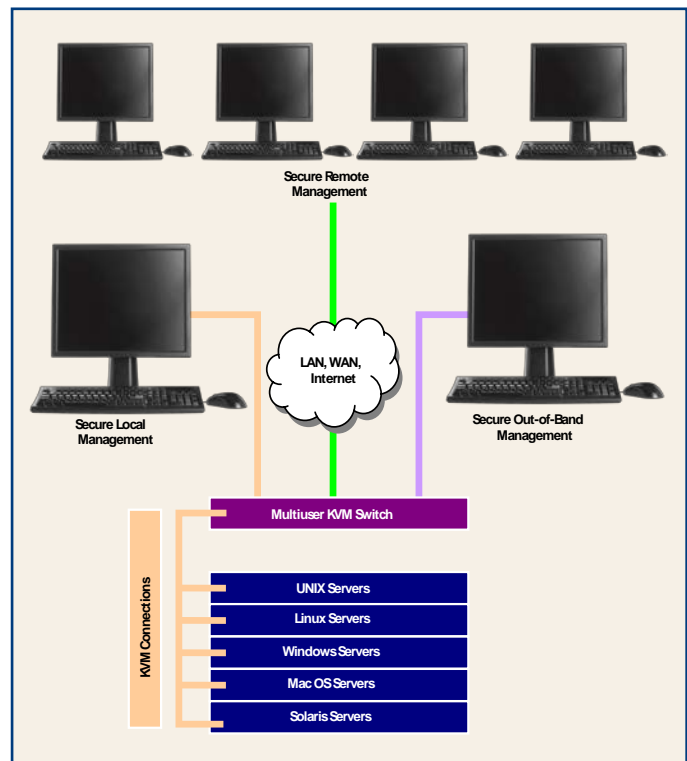
- Up to 5 Concurrent Users
- With or Without Built-in IP Remote Access
- With or Without LCD Console
- 8, 16 or 32 KVM Ports in 1U
- Multi-Platform Compatibility
- Expand to Control Additional Servers

### ACCOMMODATE MULTIPLE USERS

Multuser KVM Switches allow up to five concurrent users to access connected servers through a single gateway. Models with built-in IP remote access (also known as KVM over IP) allow multiple users to access servers over the local network or Internet. Whether in the next room or halfway around the world, they can monitor and control servers through a standard Web browser or multi-platform client software. Select models also support out-of-band dial-up connections to provide fail-safe access to servers if the network or Internet connection goes down. Cat5 models use efficient Cat5/5e/6 cabling that reduces clutter, improves rack airflow and leverages existing resources.

### MANAGE CRITICAL SYSTEMS

Multuser KVM Switches are ideal for managing your critical systems. No server-resident software is required, so server performance and reliability are never compromised. BIOS-level access allows you to solve complex problems efficiently and restore service before downtime hurts productivity. Automatic port configuration and an on-screen display (OSD) with convenient features like custom port labeling, auto-scanning and panel array mode ease management of large installations in data centers, server rooms and other high-density environments. Upgradable firmware fine-tunes compatibility with emerging standards. Select models include dual power supplies and Ethernet ports for additional fault tolerance. Select models also allow users to remotely control connected PDUs. Individual ports on the KVM can be assigned to a port on the PDU, allowing you to power cycle or power ON/OFF connected servers without leaving the KVM session screen.



Multuser KVM Switches with IP remote access allow up to four remote users and one local user to access servers concurrently.

### EXPAND ON DEMAND

Control additional servers by connecting expansion units. You can add capacity whenever you need it, allowing you to start with a smaller initial investment and accommodate your growing data center without disrupting existing equipment.



## SUPPORT MULTIPLE PLATFORMS

Multuser KVM Switches support PS/2 or USB keyboards and high-resolution VGA video up to 1920 x 1080 (varies by model). Compatibility is based on common hardware standards rather than system software dependencies, so almost any type of computer can be connected. Connect multiple versions of multiple platforms in any combination, including UNIX, Linux, Windows, Mac OS, Solaris and more.


## STORE YOUR ENTIRE WORKSTATION IN 1U

Multuser KVM Switches are available with or without a built-in console. Console models include a full-size keyboard, touchpad and color LCD monitor. The entire package folds like a laptop and slides into a 1U rack drawer, providing compact storage and easy access without compromising your control over connected servers.

## SECURE EVERY CONNECTION


Whether you access Multuser KVM Switches locally or remotely, multiple levels of password security accommodate user and administrator accounts. Remote access is further protected with technologies such as advanced encryption, access rights management, remote authentication and detailed activity logging.

## FEATURE FOCUS




B064-016-02-IPG

Similar Models: B064-032-02-IPG (More KVM Ports), B064-032-04-IPG (More KVM Ports and More Concurrent Users)



B072-032-IP4



B055-001-USB Server Interface Module

B055-001-USB-V2 USB Server Interface Module with Virtual Media

See pages 6-7 for B020-series and B070-series KVM features.  
See page 15 for more B072-series KVM features.

## Multuser KVMs

Model	KVM Ports	LCD	Cat5	IP Remote Access	Concurrent Users	Security Levels	KVM Cable Kits or Server Interface Modules (PS/2, USB & More) <sup>(3)</sup>	Modem Port	KVM Port Selection Buttons	Hot Keys, Auto Scan & OSD	Panel Array Mode	TAA
<b>Minicom by Tripp Lite Multuser Cat5 KVM Switch</b>												
B05U22091	32	—	Yes	Optional <sup>(1)</sup>	2 (Local)	3	0SU51078/B078-101-USB-1	—	—	Yes <sup>(2)</sup>	—	Yes
<b>NetDirector IP Console KVM Switch</b>												
B020-016-17-IP	16	17 in.	—	Built-in	2 (1 Remote, 1 Local)	3	P774/P776-Series (Includes 1 of each)	—	Yes	Yes <sup>(4)</sup>	Yes	Yes
<b>NetDirector Matrix Cat5 KVM Switch</b>												
B060-016-2	16	—	Yes	Optional <sup>(1)</sup>	2 (Local)	3	B054/B062-Series	—	—	Yes	—	Yes
<b>NetDirector IP Cat5 KVM Switches</b>												
B064-016-02-IPG	16	—	Yes	Built-in	3 (2 Remote, 1 Local)	3	B055-Series	Yes	Yes	Yes <sup>(4)</sup>	Yes	Yes
B064-032-02-IPG	32	—	Yes	Built-in	3 (2 Remote, 1 Local)	3	B055-Series	Yes	Yes	Yes <sup>(4)</sup>	Yes	Yes
B064-032-04-IPG	32	—	Yes	Built-in	5 (4 Remote, 1 Local)	3	B055-Series	Yes	Yes	Yes <sup>(4)</sup>	Yes	Yes
<b>NetCommander IP Cat5 Console KVM Switches</b>												
B070-008-19-IP	8	19 in.	Yes	Built-in	2 (1 Remote, 1 Local)	2	0SU51078/B078-101-USB-1	—	—	Yes <sup>(2)</sup>	—	Yes
B070-016-19-IP	16	19 in.	Yes	Built-in	2 (1 Remote, 1 Local)	2	0SU51078/B078-101-USB-1	—	—	Yes <sup>(2)</sup>	—	Yes
<b>NetCommander IP Cat5 KVM Switches</b>												
B072-008-1-IP	8	—	Yes	Built-in	2 (1 Remote, 1 Local)	2	0SU51078/B078-101-USB-1	—	—	Yes <sup>(2)</sup>	—	—
B072-016-1-IP	16	—	Yes	Built-in	2 (1 Remote, 1 Local)	2	0SU51078/B078-101-USB-1	—	—	Yes <sup>(2)</sup>	—	—
B072-016-IP2	16	—	Yes	Built-in	3 (2 Remote, 1 Local)	2	0SU51078/B078-101-USB-1	—	—	Yes <sup>(2)</sup>	—	—
B072-016-IP4	16	—	Yes	Built-in	5 (4 Remote, 1 Local)	2	0SU51078/B078-101-USB-1	—	—	Yes <sup>(2)</sup>	—	—
B072-032-IP2	32	—	Yes	Built-in	3 (2 Remote, 1 Local)	2	0SU51078/B078-101-USB-1	—	—	Yes <sup>(2)</sup>	—	—
B072-032-IP2-K	32	—	Yes	Built-in	3 (2 Remote, 1 Local)	2	B078-101-USB-1 (x16) Included	—	—	Yes <sup>(2)</sup>	—	—
B072-032-IP4	32	—	Yes	Built-in	5 (4 Remote, 1 Local)	2	0SU51078/B078-101-USB-1	—	—	Yes <sup>(2)</sup>	—	—
B072-032-IP4-K	32	—	Yes	Built-in	5 (4 Remote, 1 Local)	2	B078-101-USB-1 (x16) Included	—	—	Yes <sup>(2)</sup>	—	—

Certifications vary by model. All models include mounting hardware for 1U installation in standard 19-inch racks. All models are compatible with 100-240 VAC, 50/60 Hz input (C14 inlet or C6 inlet) and each power supply includes a detachable power cord with a standard North American plug (5-15P). Connect a user-supplied power cord for compatibility in other regions. (1) Add an IP remote access unit. See page 19 for available models. (2) Does not feature Auto Scan. (3) KVM switches require one KVM cable kit or server interface module per server. All KVM models support USB & PS/2 connections. B060-series KVM models also support Sun server connections and require one B062-series interface module per console (PS/2 or USB). Additional server interface modules not listed allow B064-series KVM models to connect to DB9 serial ports with VT100 emulation (B055-001-SER), support USB connections with virtual media (B055-001-USB-V2) or support USB connections with virtual media and CAC support (B055-001-UV2CAC). (4) Multilingual OSD.

Visit [www.tripplite.com](http://www.tripplite.com) for complete, up-to-date product listings and specifications.

## CAT5 KVM SWITCHES



- Efficient Cat5/5e/6 Cabling
- Up to 5 Concurrent Users
- With or Without Built-in IP Remote Access
- With or Without LCD Console
- 8, 16 or 32 KVM Ports in 1U
- Multi-Platform Compatibility
- Expand to Control Additional Servers

### MANAGE CRITICAL SYSTEMS

Cat5 KVM Switches are ideal for managing your critical systems. No server-resident software is required, so server performance and reliability are never compromised. BIOS-level access allows you to solve complex problems efficiently and restore service before downtime hurts productivity. Automatic port configuration and an on-screen display (OSD) with convenient features like custom port labeling, auto-scanning and panel array mode ease management of large installations in data centers, server rooms and other high-density environments. Upgradable firmware fine-tunes compatibility with emerging standards. Efficient Cat5/5e/6 cabling reduces clutter, improves airflow in rack enclosures and leverages existing resources. Select models include dual power supplies and Ethernet ports for additional fault tolerance.

### SUPPORT MULTIPLE USERS

Multuser models allow concurrent users to access connected servers with up to five simultaneously active connections. Whether users access them locally or remotely, all Cat5 KVM Switches support multiple levels of password security to accommodate user and administrator accounts. Each user can be granted full access or varying levels of restricted access, depending on the privileges defined by the administrator. Remote access is further protected with technologies such as advanced encryption, remote authentication and detailed activity logging.

### SUPPORT MULTIPLE PLATFORMS

Cat5 KVM Switches support PS/2 or USB keyboards and high-resolution VGA video up to 1920 x 1080 (varies by model). Because compatibility is based on common hardware standards rather than system software dependencies, almost any type of computer can be accommodated. Connect multiple versions of multiple platforms in any combination, including UNIX, Linux, Windows, Mac OS, Solaris and more.

### ACCESS SERVERS ANYWHERE


KVM switches with built-in IP remote access (also known as KVM over IP) allow you to access your connected servers over the local network or Internet. Whether you're in the next room or halfway around the world, you'll be able to monitor and control your servers through a standard Web browser or multi-platform client software. Models without built-in IP remote access allow you to add it through an optional IP Remote Access Unit. In addition, you can extend local console connections for select models by adding an optional Cat5 Console Extender. (See page 19 for more information.)

### EXPAND ON DEMAND

Access additional servers by connecting cost-effective expansion units. You can add capacity whenever you need it, allowing you to start with a smaller initial investment and accommodate your growing data center without disrupting existing equipment.



# FEATURE FOCUS




B060-016-2 (front/back)



B072-008-1 (front/back)

Similar Models: B072-008-1A (PS/2 to USB Adapter), B072-016-1 (More KVM Ports), B072-016-1A (More KVM Ports, PS/2 to USB Adapter)



B072-016-1-IP (front/back)

See pages 11 and 13 for B064-series KVM features. See page 7 for B070-series KVM features.

## Cat5 KVM Switches

Model	KVM Ports	LCD	IP Remote Access	Concurrent Users	Security Levels	KVM Cable Kits or Server Interface Modules (PS/2, USB & More) <sup>(2)</sup>	Max Distance (Switch to Server)	Modem Port	KVM Port Selection Buttons	Hot Keys, Auto Scan & OSD	Panel Array Mode	TAA
<b>Minicom by Tripp Lite Multiuser Cat5 KVM Switch</b>												
0SU22091	32	—	Optional <sup>(1)</sup>	2 (Local)	3	0SU51078/B078-101-USB-1	100 ft.	—	—	Yes <sup>(4)</sup>	—	Yes
<b>NetDirector Matrix Cat5 KVM Switch</b>												
B060-016-2	16	—	Optional <sup>(1)</sup>	2 (Local)	3	B054/B062-Series	500 ft. <sup>(3)</sup>	—	—	Yes	—	Yes
<b>NetDirector IP Cat5 KVM Switches</b>												
B064-016-02-IPG	16	—	Built-in	3 (2 Remote, 1 Local)	3	B055-Series	165 ft.	Yes	Yes	Yes <sup>(5)</sup>	Yes	Yes
B064-032-02-IPG	32	—	Built-in	3 (2 Remote, 1 Local)	3	B055-Series	165 ft.	Yes	Yes	Yes <sup>(5)</sup>	Yes	Yes
B064-032-04-IPG	32	—	Built-in	5 (4 Remote, 1 Local)	3	B055-Series	165 ft.	Yes	Yes	Yes <sup>(5)</sup>	Yes	Yes
<b>NetCommander IP Cat5 Console KVM Switches</b>												
B070-008-19	8	19 in.	Optional <sup>(1)</sup>	1	3	0SU51078/B078-101-USB-1	100 ft.	—	—	Yes	—	Yes
B070-008-19-IP	8	19 in.	Built-in	2 (1 Remote, 1 Local)	2	0SU51078/B078-101-USB-1	100 ft.	—	—	Yes <sup>(4)</sup>	—	Yes
B070-016-19	16	19 in.	Optional <sup>(1)</sup>	1	3	0SU51078/B078-101-USB-1	100 ft.	—	—	Yes	—	Yes
B070-016-19-IP	16	19 in.	Built-in	2 (1 Remote, 1 Local)	2	0SU51078/B078-101-USB-1	100 ft.	—	—	Yes <sup>(4)</sup>	—	Yes
<b>NetCommander Cat5 KVM Switches</b>												
B072-008-1	8	—	Optional <sup>(1)</sup>	1	3	0SU51078/B078-101-USB-1	100 ft.	—	Yes	Yes	—	—
B072-008-1A <sup>(6)</sup>	8	—	Optional <sup>(1)</sup>	1	3	0SU51078/B078-101-USB-1	100 ft.	—	Yes	Yes	—	—
B072-016-1	16	—	Optional <sup>(1)</sup>	1	3	0SU51078/B078-101-USB-1	100 ft.	—	Yes	Yes	—	—
B072-016-1A <sup>(6)</sup>	16	—	Optional <sup>(1)</sup>	1	3	0SU51078/B078-101-USB-1	100 ft.	—	Yes	Yes	—	—
<b>NetCommander Multiuser IP Cat5 KVM Switches</b>												
B072-008-1-IP	8	—	Built-in	2 (1 Remote, 1 Local)	2	0SU51078/B078-101-USB-1	100 ft.	—	—	Yes <sup>(4)</sup>	—	—
B072-016-1-IP	16	—	Built-in	2 (1 Remote, 1 Local)	2	0SU51078/B078-101-USB-1	100 ft.	—	—	Yes <sup>(4)</sup>	—	—
B072-016-IP2	16	—	Built-in	3 (2 Remote, 1 Local)	2	0SU51078/B078-101-USB-1	100 ft.	—	—	Yes <sup>(4)</sup>	—	—
B072-016-IP4	16	—	Built-in	5 (4 Remote, 1 Local)	2	0SU51078/B078-101-USB-1	100 ft.	—	—	Yes <sup>(4)</sup>	—	—
B072-032-IP2	32	—	Built-in	3 (2 Remote, 1 Local)	2	0SU51078/B078-101-USB-1	100 ft.	—	—	Yes <sup>(4)</sup>	—	—
B072-032-IP2-K	32	—	Built-in	3 (2 Remote, 1 Local)	2	B078-101-USB-1 (x16) Included	100 ft.	—	—	Yes <sup>(4)</sup>	—	—
B072-032-IP4	32	—	Built-in	5 (4 Remote, 1 Local)	2	0SU51078/B078-101-USB-1	100 ft.	—	—	Yes <sup>(4)</sup>	—	—
B072-032-IP4-K	32	—	Built-in	5 (4 Remote, 1 Local)	2	B078-101-USB-1 (x16) Included	100 ft.	—	—	Yes <sup>(4)</sup>	—	—

Certifications vary by model. All models include mounting hardware for 1U installation in standard 19-inch racks. All models are compatible with 100-240 VAC, 50/60 Hz input (C14 inlet or C6 inlet) and each power supply includes a detachable power cord with a standard North American plug (5-15P). Connect a user-supplied power cord for compatibility in other regions. (1) Add an IP remote access unit. See page 19 for available models. (2) KVM switches require one interface module per server. All KVM models support USB & PS/2 connections. B060-series KVM models also support Sun server connections and require one B062-series interface module per console (PS/2 or USB). Additional server interface modules not listed allow B064-series KVM switches to connect to DB9 serial ports with VT100 emulation (B055-001-SER) or support USB connections with virtual media (B055-001-USB-V2). See page 20 for more information. (3) Also supports 500 ft. distance from switch to console. (4) Does not feature Auto Scan. (5) Multilingual OSD. (6) Includes a PS/2 to USB input adapter.

## STANDARD KVM SWITCHES



B042-008

- 2, 4, 8 or 16 KVM Ports in 1U
- Multi-Platform Compatibility

### MANAGE MULTIPLE SERVERS

Standard KVM switches allow you to access multiple servers from a single console (keyboard, mouse and monitor). No server-resident software is required. BIOS-level access allows you to solve complex problems efficiently and restore service before downtime hurts productivity.

### SUPPORT MULTIPLE PLATFORMS

Standard KVM Switches support PS/2 or USB keyboards and high-resolution VGA or DVI video up to 2048 x 1536 (varies by model). Because compatibility is based on common hardware standards rather than system software dependencies, almost any type of computer can be connected. Connect multiple versions of multiple platforms in any combination, including UNIX, Linux, Windows, Mac OS and Solaris.

### EXPAND ON DEMAND

Access additional servers by connecting cost-effective expansion units. You can add capacity at any time, allowing you to start with only what you need and manage growth without disruption.

### CONNECT TO CONSOLE KVM SWITCHES AND RACK CONSOLES

Use Standard KVM Switches to expand the number of servers you can connect to more expensive models, such as Console KVM Switches. Refer to the specifications in each section for compatibility information. In addition, all models connect to Rack Consoles, which do not have a built-in KVM switch.

## SECURE KVM SWITCHES



B002-DUA4

- NIAP-Certified to Meet Common Criteria EAL2+ Security Requirements
- Superior Security and Data Protection for Highly Secure Networks
- Safely Switch Among Up to 4 DVI/USB Computers

### HIGHLY SECURE ACCESS

Secure KVM Switches allow you to use a single console (keyboard, mouse and monitor) to safely switch between computers operating on different secure networks. They are certified by the National Information Assurance Partnership (NIAP) to meet Common Criteria EAL2+ security requirements. These KVMs do not require software installation. They support Windows, Linux, Mac and Sun computing platforms. The dual-link DVI signal supports digital video resolutions up to 2560 x 1600 and analog video resolutions up to 2048 x 1536. Both models connect to Rack Consoles, which do not have a built-in KVM switch.

### SECURITY FEATURES


- **Isolated Data Channels:** Each KVM port is an electronically isolated channel, making it impossible for data to be transferred between connected computers through the KVM.
- **Tamper-Warning Labels:** Adhesive labels provide clear visual evidence if the enclosure has been compromised.

- **Housing Intrusion Detection:** If the housing is opened, the KVM becomes inoperable and the LEDs flash repeatedly.
- **Fixed Firmware:** Firmware cannot be reprogrammed, preventing attempts to alter the logic of the KVM.
- **Tamper-Proof Logic Board:** All internal electronic components are soldered directly to the board.
- **Safe Buffer Design:** The KVM does not have a memory buffer, and the keyboard buffer is automatically cleared after data transmission, preventing transfer of keystrokes or other data when switching between computers.
- **Selective USB Access:** The KVM only recognizes HID USB devices (such as keyboards and mice) to prevent inadvertent and insecure data transfer.
- **Push-Button Control:** Switching between connected computers requires physical access to the KVM.


# FEATURE FOCUS



**B004-DUA2-HR-K (front/back)**  
 Similar Model: B004-DUA4-HR-K (More KVM Ports & Only Speaker and Mic Audio; No Surround Sound)

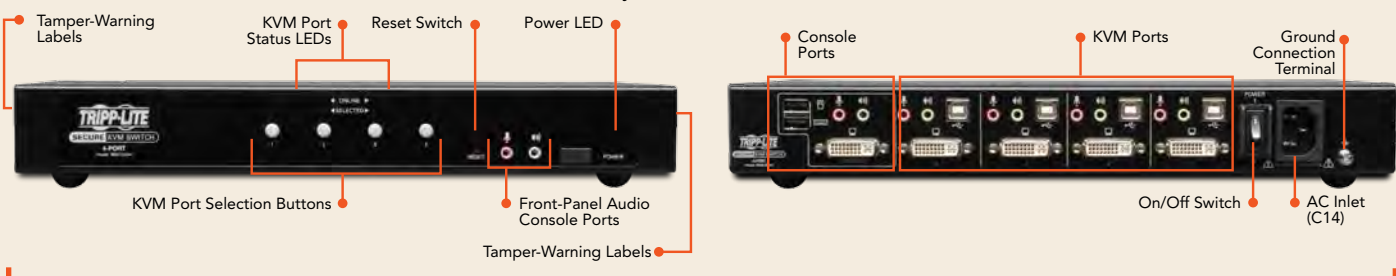


**B043-DUA8-SL (front/back)**



**B042-008 (front/back)**

Similar Models: B004-008 (PS/2 Console Only), B042-004 (Fewer KVM Ports), B042-016 (More KVM Ports)



**B002-DUA4 (front/back)**

See page 18 for B006-VUA4-K-R features.

## Standard KVMs

Model	KVM Ports	KVM Cable Kits <sup>(1)</sup>		IP Remote Access	Video	Maximum Resolution	KVM Port Selection Buttons	Hot Keys & Auto Scan	OSD	TAA
		PS/2	USB							
<b>Basic KVM Switches</b>										
B004-DUA2-HR-K	2	—	Includes 2 Kits <sup>(2)</sup>	—	DVI-I	2048 x 1536 Analog, 2560 x 1600 Digital	Yes	Yes	—	Yes
B004-DUA4-HR-K	4	—	Includes 4 Kits <sup>(3)</sup>	—	DVI-I	2048 x 1536 Analog, 2560 x 1600 Digital	Yes	Yes	—	Yes
B006-VUA4-K-R	4	P757-010	Includes 4 Kits <sup>(4)</sup>	Optional <sup>(6)</sup>	VGA	2048 x 1536	Yes	Yes	Yes	—
B004-008	8	P750-Series <sup>(5)</sup>		Optional <sup>(6)</sup>	VGA	1920 x 1440	Yes	Yes	—	—
B007-008	8	P753-Series <sup>(5)</sup>		Optional <sup>(6)</sup>	VGA	1920 x 1440	Yes	Yes	Yes	—
B043-DUA8-SL	8	—	P759-Series	Optional <sup>(6)</sup>	DVI-I	2048 x 1536 Analog, 1920 x 1200 Digital	Yes	Yes	—	—
<b>Dual Display KVM Switches</b>										
B004-2DUA2-K	2	—	Includes 2 x 6 ft. Kits	—	Dual DVI-I	2048 x 1536 Analog, 2560 x 1600 Digital	Yes	Yes	—	Yes
B004-2DUA4-K	4	—	Includes 4 x 6 ft. Kits	—	Dual DVI-I	2048 x 1536 Analog, 2560 x 1600 Digital	Yes	Yes	—	Yes
<b>NetController KVM Switches</b>										
B042-004	4	P780-Series		Optional <sup>(6)</sup>	VGA	2048 x 1536	Yes	Yes	Yes	—
B042-008	8	P780-Series		Optional <sup>(6)</sup>	VGA	2048 x 1536	Yes	Yes	Yes	—
B042-016	16	P780-Series		Optional <sup>(6)</sup>	VGA	2048 x 1536	Yes	Yes	Yes	—

Certifications vary by model. All models include mounting hardware for 1U installation in standard 19-inch racks. All models are compatible with 100-240 VAC, 50/60 Hz input and include an AC adapter with a standard North American plug (5-15P). Connect a user-supplied power cord for compatibility in other regions. (1) KVM switches require one cable kit and/or adapter per server. See page 20 for more information. (2) Includes 2 x 6 ft. USB cable kits and 2 x 6 ft. surround-sound cables. (3) Includes 4 x 6 ft. USB cable kits. (4) Includes 2 x 4 ft. and 2 x 6 ft. cable kits. 10 ft. cable kits (P756-010) are also available. (5) Add B015-000 adapter for USB compatibility. (6) Add an IP remote access unit. See page 19 for available models.

Secure KVMs	KVM Ports	Max Connected Computers	Console Connection Ports	KVM Connection Ports	TAA
B002-DUA2	2	2	DVI-I Female, 2 x USB-A Female (Keyboard/Mouse), 4 x 3.5 mm Audio Female* (Speaker/Microphone)	2 x USB-B Female, 2 x DVI-I Female, 4 x 3.5 mm Audio Female (Speaker/Microphone)	Yes
B002-DUA4	4	4		4 x USB-B Female, 4 x DVI-I Female, 8 x 3.5 mm Audio Female (Speaker/Microphone)	Yes

Models are compatible with 100-240 VAC, 50/60 Hz, 0.5 A input and include an AC adapter with a standard North American plug (5-15P). Connect a user-supplied power cord for compatibility in other regions. \* The KVM switch has console audio ports on the front and back; user chooses the connection point for speakers and microphone. Console audio ports on the back take precedence over ports on the front.

Visit [www.tripplite.com](http://www.tripplite.com) for complete, up-to-date product listings and specifications.



## DESKTOP KVM SWITCHES



B022-002-KT-R

- Control Up to 4 Computers
- Multi-Platform Compatibility
- Plug-and-Play Setup
- Compact Form Factor

### CONTROL MULTIPLE COMPUTERS

Desktop KVM Switches allow you to control up to four computers from a single console (keyboard, mouse and monitor). Switch between computers with hot keys, optional software or convenient port selection buttons. Plug-and-play setup does not require software installation. Select models allow you to share audio components between computers. Dual display models control computers from a keyboard, mouse and two monitors.

### SUPPORT A VARIETY OF PLATFORMS

Desktop KVM Switches support PS/2 or USB keyboards and mice (including wireless keyboards and mice) and high-resolution VGA or DVI video up to 2048 x 1536. Because compatibility is based on common hardware standards, you can connect almost any type of computer.



### FEATURE FOCUS

Port Selection Buttons

Console Ports (Keyboard and Mouse)

Console Ports

Audio

Console Port (Video)

Power Inlet

KVM Ports

B004-DUA2-K-R (front/back)  
Similar Model: B004-DUA4-K-R (More KVM Ports)

B004-VUA2-K-R (front/back)  
Similar Model: B004-VPA2-K-R (PS/2 Version)

B006-VU4-R (front/back)

Port Selection Buttons

USB Peripheral Port

Console Ports

Power Inlet

KVM Ports

Port LEDs

Port LEDs

Console Audio Connectors

B006-VUA4-K-R (front/back)

B022-004-R (front/back)  
Similar Model: B022-002-KT-R (Fewer KVM Ports)

B004-2DUA4-K (front/back)

### Desktop KVMs

Model	KVM Ports	KVM Cable Kits <sup>(1)</sup>		Video	Maximum Resolution	Audio	KVM Port Selection Buttons	Hot Keys & Auto Scan	TAA	
		PS/2	USB							
<b>Compact Desktop KVM Switches</b>										
B004-DUA2-K-R	2	—	Includes 2 x 6 ft. Kits	DVI-I	2048 x 1536 Analog, 1920 x 1200 Digital	Yes	Yes	Yes	—	
B004-DUA2-HR-K	2	—	Includes 2 x 6 ft. Kits	DVI-I	2048 x 1536 Analog, 2560 x 1600 Digital	Yes	Yes	Yes	Yes	
B004-DUA4-K-R	4	—	Includes 4 x 6 ft. Kits	DVI-I	2048 x 1536 Analog, 1920 x 1200 Digital	Yes	Yes	—	—	
B004-DUA4-HR-K	4	—	Includes 4 x 6 ft. Kits	DVI-I	2048 x 1536 Analog, 2560 x 1600 Digital	Yes	Yes	Yes	Yes	
B004-VPA2-K-R	2	Includes 2 x 6 ft. Kits	—	VGA	2048 x 1536	Yes	Yes	Yes	—	
B004-VUA2-K-R	2	—	Includes 2 x 6 ft. Kits	VGA	2048 x 1536	Yes	Yes	Yes	—	
B022-002-KT-R	2	Includes 2 x 6 ft. Kits	Add B015-000	VGA	2048 x 1536	—	Yes	Yes	—	
B006-VU4-R	4	—	P758-Series	VGA	2048 x 1536	—	Yes	Yes	—	
B006-VUA4-K-R	4	P757-010	Includes 4 Kits <sup>(2)</sup>	VGA	2048 x 1536	Yes	Yes	Yes	—	
B022-004-R	4	P774-Series	P776-Series	VGA	2048 x 1536	Yes	Yes	Yes	—	
<b>Dual Display KVM Switches</b>										
B004-2DUA2-K	2	—	Includes 2 x 6 ft. Kits	Dual DVI-I	2048 x 1536 Analog, 2560 x 1600 Digital	Yes	Yes	Yes	Yes	
B004-2DUA4-K	4	—	Includes 4 x 6 ft. Kits	Dual DVI-I	2048 x 1536 Analog, 2560 x 1600 Digital	Yes	Yes	Yes	Yes	

Certifications vary by model. Models B004-DUA2-K-R, B004-DUA2-HR-K, B004-DUA4-K-R, B004-DUA4-HR-K, B006-VU4-R, B006-VUA4-K-R, B004-2DUA2-K and B004-2DUA4-K are compatible with 100-240 VAC, 50/60 Hz input and include an AC adapter with a standard North American plug (5-15P). Connect a user-supplied plug adapter for compatibility in other regions. Other models do not require external power. (1) KVM switches require one cable kit and/or adapter per computer. See page 20 for more information. (2) Includes 2 x 4 ft. and 2 x 6 ft. cable kits. 10 ft. cable kits (P756-010) are also available.

Visit [www.tripp-lite.com](http://www.tripp-lite.com) for complete, up-to-date product listings and specifications.

## CAT5 CONSOLE EXTENDERS



B013-330

- Place Consoles Up to 500 ft. Away
- Local and Remote Console Connections
- Efficient Cat5/5e/6 Cabling


### EXTEND CONSOLE CONNECTIONS

Cat5 Console Extenders allow you to place your console up to 500 ft. away from your computer or KVM switch. A local module connects directly to the computer or KVM switch and transmits keyboard, video and mouse data to a remote module via user-supplied Cat5/5e/6 cabling. Your console connects directly to the remote module. You can also connect a console to the local module, giving

you two separate points of access. Efficient Cat5/5e/6 cabling reduces clutter, improves airflow in rack enclosures and leverages existing resources. Cat5 Console Extenders are available with VGA, PS/2 and USB compatibility. Select models also support the connection of a second computer or KVM.



### FEATURE FOCUS



### Console Extenders

Model	Maximum Distance (1)	KVM/Server Compatibility (2)	# of Consoles	# of PCs/KVMs	Maximum Resolution	TAA
ODT23001	360 ft.	VGA + PS/2	2	2	1600 x 1200	Yes
ODT23008	230 ft.	VGA + PS/2	1	1	1600 x 1200	Yes
ODT23010	230 ft.	VGA + PS/2 (Console), VGA + USB (PC/KVM)	1	1	1600 x 1200	Yes
ODT60001	500 ft.	VGA + USB	2	2	1600 x 1200	Yes
B013-330	330 ft.	VGA + PS/2 (Console), VGA + PS/2 or USB (PC/KVM)	2	1	1600 x 1200	—

Models are compatible with 100-240 VAC, 50/60 Hz input and include an AC adapter with a standard North American plug (5-15P). Connect a user-supplied plug adapter for compatibility in other regions. (1) Cat5 KVMs use standard Cat5e/6 cabling. (2) PS/2 keyboard and mouse required for console.

## IP REMOTE ACCESS UNITS



B051-000

- Add IP Remote Access to a KVM Switch
- Up to 32 Concurrent Logins
- Optional Dial-Up Access
- Virtual Media Support

### ACCESS KVMS AND SERVERS ANYWHERE

IP Remote Access Units add secure IP remote access to your KVM switch or server without requiring additional rack space. They can be used for system administration, BIOS-level troubleshooting, installing GUI applications, rebooting equipment and more. They

include password protection, encryption, bandwidth-optimized video, USB virtual media access and a modem port for optional out-of-band dial-up access to equipment when the local network or Internet connection goes down.



### FEATURE FOCUS



B051-000 (front/back)

### IP Remote Access Units

Model	Concurrent Logins	Security Levels	KVM/Server Compatibility	Modem Port	OSD	USB Virtual Media Access	Maximum Resolution
B051-000	32	3	VGA + PS/2 or USB	Yes	Yes	Yes	1600 x 1200
B051-000-AC	32	3	VGA + PS/2 or USB	Yes	Yes	Yes	1600 x 1200

Models are compatible with 100-240 VAC, 50/60 Hz input and include an AC adapter with a standard North American plug (5-15P). Connect a user-supplied plug adapter for compatibility in other regions.

Visit [www.tripplite.com](http://www.tripplite.com) for complete, up-to-date product listings and specifications.

## Cable Kits, Adapters and Accessories

Model	Description	Model	Description
<b>ODT60002</b>	Minicom PS/2 to USB Converter	<b>P005-006-14LA</b>	Heavy-Duty 14 AWG Power Cord (IEC-320-C13 to Left-Angle IEC-320-C14) - 6 ft.
<b>OSU51078</b>	Minicom ROC PS/2 Server Interface Module	<b>P005-006-14RA</b>	Heavy-Duty 14 AWG Power Cord (IEC-320-C13 to Right-Angle IEC-320-C14) - 6 ft.
<b>B015-000</b>	USB to PS/2 Adapter (Connects USB server to PS/2 cable kit)	<b>P005-010-14LA</b>	Heavy-Duty 14 AWG Power Cord (IEC-320-C13 to Left-Angle IEC-320-C14) - 10 ft.
<b>B019-000</b>	2-Post Rack Adapter for Console KVMs and Rack Consoles	<b>P005-010-14RA</b>	Heavy-Duty 14 AWG Power Cord (IEC-320-C13 to Right-Angle IEC-320-C14) - 10 ft.
<b>B055-001-SER</b>	DB9 Serial Interface Module for B064-Series	<b>P006-Series</b>	18 AWG Power Cord (NEMA 5-15P to IEC-320-C13) - 1 ft. to 25 ft.
<b>B055-001-USB</b>	USB Server Interface Module for B064-Series	<b>P013-Series</b>	18 AWG Power Cord (NEMA 5-15P to C5) - 3 ft. to 10 ft.
<b>B055-001-USB-V2</b>	USB Server Interface Module with Virtual Media Support for B064-Series	<b>P054-006</b>	Power Cord (IEC-320-C13 to Schuko CEE 7/7) - 6 ft.
<b>B055-001-UV2CAC</b>	USB Server Interface Module with Virtual Media & CAC Support for B064-Series	<b>P056-006</b>	Power Cord (IEC-320-C13 to BS-1363 UK Plug) - 6 ft.
<b>B062-002-PS2</b>	PS/2 Console Interface Module for B060-Series	<b>P058-006</b>	Power Cord (C5 to Schuko CEE 7/7) - 6 ft.
<b>B062-002-USB</b>	USB Console Interface Module for B060-Series	<b>P060-006</b>	Power Cord (C5 to BS-1363 UK Plug) - 6 ft.
<b>B078-101-USB-1</b>	USB Server Interface Module for B070/B072-Series - 100 ft.	<b>P120-000</b>	VGA Female to DVI-A Male Adapter (Connects DVI video card to VGA input)
<b>B078-101-USB-8</b>	USB Server Interface Module for B070/B072-Series, 8 Pack - 100 ft.	<b>P126-000</b>	VGA Male to DVI-I Female Adapter (Connects DVI monitor to VGA input)
<b>B078-101-USB2</b>	USB Server Interface Module with Virtual Media Support for B070/B072-Series - 100 ft.	<b>P556-Series</b>	DVI to VGA Cable (DVI-A Male to HD15 Male) - 3 ft. to 10 ft.
<b>B090-A9F</b>	IP Console Server Straight-Through Adapter -- Cisco RJ45 Female to DB9 Female	<b>P750-Series</b>	PS/2 Cable Kit for B004-008 - 6 ft. to 15 ft. (1)
<b>B090-A9F-X</b>	IP Console Server Crossover Adapter -- Cisco RJ45 Female to DB9 Female	<b>P756-010</b>	USB Cable Kit for B006-VUA4-K-R - 10 ft.
<b>B090-A9M</b>	IP Console Server Straight-Through Adapter -- Cisco RJ45 Female to DB9 Male	<b>P757-010</b>	PS/2 Cable Kit for B006-VUA4-K-R - 10 ft.
<b>N001-010-GY</b>	Cat5e 350 MHz Snagless Molded Patch Cable (RJ45 M/M) - 10 ft./Gray	<b>P758-Series</b>	USB Cable Kit for B006-VU4-R - 6 ft. to 10 ft.
<b>N001-025-GY</b>	Cat5e 350 MHz Snagless Molded Patch Cable (RJ45 M/M) - 25 ft./Gray	<b>P759-Series</b>	Cable Kit for B002-DUA2 & B002-DUA4 - 6 ft. to 15 ft.
<b>N001-050-GY</b>	Cat5e 350 MHz Snagless Molded Patch Cable (RJ45 M/M) - 50 ft./Gray	<b>P772-Series</b>	Daisy-Chain Cable for B020/B022-Series - 2 ft. to 15 ft.
<b>N105-010-GY</b>	Cat5e 350 MHz Molded Shielded Patch Cable - 10 ft./Gray	<b>P774-Series</b>	PS/2 Cable Kit for B020/B022-Series - 6 ft. to 25 ft.
<b>N105-025-GY</b>	Cat5e 350 MHz Molded Shielded Patch Cable - 25 ft./Gray	<b>P776-Series</b>	USB Cable Kit for B020/B022-Series - 6 ft. to 19 ft.
<b>N105-050-GY</b>	Cat5e 350 MHz Molded Shielded Patch Cable - 50 ft./Gray	<b>P778-Series</b>	USB & PS/2 Cable Kit for B020-U-Series - 6 ft. to 15 ft.
<b>N105-100-GY</b>	Cat5e 350 MHz Molded Shielded Patch Cable - 100 ft./Gray	<b>P780-Series</b>	USB & PS/2 Cable Kit for B040/B042-Series - 6 ft. to 15 ft.
<b>N201-010-GY</b>	Cat6 Gigabit Snagless Molded Patch Cable (RJ45 M/M) - 10 ft./Gray	<b>P781-Series</b>	Daisy-Chain Cable for B040/B042-Series - 3 ft. to 16 ft. (2)
<b>N201-025-GY</b>	Cat6 Gigabit Snagless Molded Patch Cable (RJ45 M/M) - 25 ft./Gray		
<b>N201-050-GY</b>	Cat6 Gigabit Snagless Molded Patch Cable (RJ45 M/M) - 50 ft./Gray		
<b>P005-002-14LA</b>	Heavy-Duty 14 AWG Power Cord (IEC-320-C13 to Left-Angle IEC-320-C14) - 2 ft.		
<b>P005-002-14RA</b>	Heavy-Duty 14 AWG Power Cord (IEC-320-C13 to Right-Angle IEC-320-C14) - 2 ft.		

(1) Add B015-000 adapter for USB compatibility. (2) Each B042-series KVM includes an 8 in. daisy-chain cable.

### ABOUT TRIPP LITE

Since 1922, Tripp Lite has established a global reputation for quality manufacturing, superior value and excellent service. Tripp Lite makes more than 3,000 products to power, protect and connect electronic equipment, including UPS systems, replacement batteries, power distribution units, rack systems, cooling solutions, surge suppressors, KVM switches, cables, laptop accessories, power strips and inverters. Learn more at [www.tripplite.com](http://www.tripplite.com).

Distributed By:



Tripp Lite World Headquarters  
1111 W. 35th Street  
Chicago, IL 60609 USA  
773.869.1234  
[www.tripplite.com](http://www.tripplite.com)



Copyright © 2015 Tripp Lite. Tripp Lite participates in the Cisco Solution Partner Program. Cisco, the Cisco logo and Cisco Systems are trademarks or registered trademarks of Cisco Systems, Inc. and/or its affiliates in the United States and certain other countries. All other trademarks are the sole property of their respective owners. Tripp Lite has a policy of continuous improvement. Specifications are subject to change without notice. Photos and illustrations may differ slightly from actual products.



For more information, visit [www.tripplite.com/kvm](http://www.tripplite.com/kvm)