

Overview

HPE Networking Comware Switch Series 5550 HI

The HPE Networking Comware Switch Series 5550 HI is a family of stackable L3 access and aggregation switches powered by HPE Comware OS delivering scalability and resiliency for medium and large enterprise campus networks.

With 36 and 48 MACsec-256 enabled 1 GbE downlink ports, 10/25 GbE uplinks, combo ports, expansion slots for dual 100 GbE modules, and up to 90W of 802.3bt PoE per port, this flexible series delivers security, modularity, and performance for your network. Intelligent Resilient Fabric (IRF) stacking up to 9-members adds scale and high availability while Intelligent Network Quality Analyzer (iNQA) supports real-time visibility into network health and performance.

Network visibility, management, and operation tools for this series include standard CLI and the Smart Management Center (SmartMC), embedded and ready to use at no additional cost. The series integrates with HPE Aruba Networking IMC, delivering a centralized point of control for your entire network.




HPE NW CW Sw 48F 4Y 1-slot 5550HI (S5T55A)



HPE NW CW Sw 32G 4P 4Y 1-slot 5550HI (S5T56A)

Overview



HPE NW CW Sw 48G 4Y 1-slot 5550HI (S5T57A)



HPE NW CW Sw 32G PoE8 4P 4Y 1s 5550HI (S5T58A)



HPE NW CW Sw 48G PoE8 4Y 1-slot 5550HI (S5T59A)



Overview

Key Features

- Stackable gigabit L3 access switches with 10/25 GbE uplinks, supporting MPLS, VPLS, L3 multicast, VXLAN/EVPN, OSPF, VRRP, VRRPE, RIP, and routed access. 802.3bt up to 90 watts per port on PoE models.
 - 36 and 48 port options with larger 128K MAC tables, up to 744 Gbps of switching capacity and 553 Mpps of forwarding. Scales up to 9-members with Intelligent Resilient Fabric (IRF) stacking. PoE+ for up to 30 Watts of PoE power per port on all ports simultaneously
 - Adds VXLAN and EVPN for isolation and scalability of L2/L3 overlay and multicast services, containerization for application hosting, and industry-standard MACsec 256 encryption.
 - Intelligent Network Quality Analyzer (iNQA) measures network packet loss performance and provides visibility into real-time application performance and health.
 - DRNI combines multiple physical switches into one virtual distributed-relay (DR) system for doubling aggregate bandwidth, faster forwarding, resiliency, and high availability.
 - Standard CLI and Smart Management Center (SmartMC) embedded and ready to use, delivering network visibility, management, and operations at no additional cost.
-



Standard Features

Software-defined networking

OpenFlow

Supports OpenFlow 1.3 specification to enable SDN by allowing separation of the data (packet forwarding) and control (routing decision) paths

Quality of Service (QoS)

Advanced classifier based QoS

Classifies traffic using multiple match criteria based on Layer 2, 3, and 4 information; applies QoS policies such as setting priority level and rate limit to selected traffic on a per-port or per-VLAN basis

VXLAN hardware support

VXLAN L2/L3 gateway support for up to 1024 unicast tunnels with 511 VXLAN/per tunnel.

EVPN support

Used as overlay control plane and provides virtual connectivity between different Layer 2/3 domains over an IP or MPLS network

Powerful QoS feature

Creates traffic classes based on access control lists (ACLs), IEEE 802.1p precedence, IP, and DSCP or Type of Service (ToS) precedence; supports filter, redirect, mirror, or remark; supports the following congestion actions: strict priority (SP) queuing, weighted round robin (WRR), weighted fair queuing (WFQ), weighted random early discard (WRED), weighted deficit round robin (WDRR), SP+WDRR, and SP+WFQ

Supports IPv6 and fully featured L3 functionality, including RIP, OSPF, ISIS, BGP, and PIM without additional software licensing.

Storm restraint and Broadcast control

Allows limitations of broadcast, multicast, and unknown unicast traffic rate to reduce unwanted network broadcast traffic

Management

Friendly port names

Allows assignment of descriptive names to ports

sFlow

Provides scalable ASIC-based wirespeed network monitoring and accounting with no impact on network performance that allows network operators to gather a variety of sophisticated network statistics and information for capacity planning and real-time network monitoring

Complete session logging

Provides detailed information for problem identification and resolution

Remote configuration and management

Enables configuration and management through a CLI located on a remote device

Manager and operator privilege levels

Provides read-only (operator) and read/write (manager) access on CLI management interfaces

Management VLAN

Segments traffic to and from management interfaces, including CLI/Telnet and SNMP

Command authorization

Leverages RADIUS/HWTACACS to link a custom list of CLI commands to an individual network administrator's login; also provides an audit trail



Standard Features

Remote monitoring (RMON)

Uses standard SNMP to monitor essential network functions; supports events, alarm, history, and statistics group plus a private alarm extension group

Multiple configuration files

Stores easily to the flash image

Remote intelligent mirroring

Mirrors ingress/egress ACL-selected traffic from a switch port or VLAN to a local or remote switch port anywhere on the network

Network Management

SNMP v1/v2c/v3, MIB-II with Traps, and RADIUS Authentication Client MIB (RFC 2618); embedded HTML management tool with secure access

IPv6 management

Provides future-proof networking as the switch is capable of being managed whether the attached network is running IPv4 or IPv6; supports pingv6, tracertv6, Telnetv6, TFTPv6, DNSv6, syslogv6, FTPv6, SNMPv6, DHCPv6, and RADIUS for IPv6

Troubleshooting

Ingress and egress port monitoring enables network problem-solving; virtual cable tests provide visibility into cable problems

HPE Intelligent Management Center (IMC)

Integrates fault management, element configuration, and network monitoring from a central vantage point; built-in support for third-party devices enables network administrators to centrally manage all network elements with a variety of automated tasks, including discovery, categorization, baseline configurations, and software images; the software also provides configuration comparison tools, version tracking, change alerts, and more.

Connectivity

Auto-MDIX

Automatically adjusts for straight-through or crossover cables on all 10/100/1000 ports

Packet storm protection

Protects against broadcast, multicast, or unicast storms with user-defined thresholds

Ethernet operations, administration and maintenance (OAM)

Detects data link layer problems that occurred in the "last mile" using the IEEE 802.3ah OAM standard; monitors the status of the link between two devices

Flow control

Provides back pressure using standard IEEE 802.3x, reducing congestion in heavy traffic situations

Fixed 10GbE ports

Provides four fixed SFP+ ports for a 20 GbE connection to the network without the need for additional extension interface modules

Jumbo packet support

Supports up to 10000-byte frame size to improve the performance of large data transfers

IEEE 802.3at Power over Ethernet (PoE+)

Provides up to 30 W per port that allows support of the latest PoE+-capable devices such as IP phones, wireless access points, and security cameras, as well as any IEEE 802.3af-compliant end device; eliminates the cost of additional electrical cabling and circuits that would otherwise be necessary in IP phone and WLAN deployments



Standard Features

Performance

Supports Equal-Cost Multipath

Enables multiple equal-cost links in a routing environment to increase link redundancy and scale bandwidth.

Hardware-based wirespeed access control lists (ACLs)

Help provide high levels of security and ease of administration without impacting network performance with a feature-rich TCAM-based ACL implementation

Intelligent Network Quality Analyser (iNQA)

Helps in Advanced packet loss and delay measurement, measures network packet loss performance, forward, reverse, and two-way packet loss, including lost Number of messages and bytes, message loss and byte loss rate

Nonblocking architecture

Delivers up to 336 Gb/s of wire-speed switching with a nonblocking switching fabric and up to 180 million pps throughput

Virtual Private Network (VPN)

Generic Routing Encapsulation (GRE)

Transports Layer 2 connectivity over a Layer 3 path in a secured way; enables the segregation of traffic from site to site

Resiliency and High Availability

Separate data and control paths

Separate control from services and keeps service processing isolated; increases security and performance

Distributed Resilient Network Interconnection (DRNI)

Enables link aggregation from multiple switches to implement device-level link backup for node redundancy. DRNI also simplifies network topology by virtualizing multiple physical devices into one logical device.

Device Link Detection Protocol (DLDP)

Monitors link connectivity and shuts down ports at both ends if unidirectional traffic is detected, preventing loops in STP-based networks

Intelligent Resilient Fabric (IRF)

Creates virtual resilient switching fabrics, where upto nine switches perform as a single L2 switch and L3 router; switches do not have to be co-located and can be part of a disaster-recovery system; servers or switches can be attached using standard LACP for automatic load balancing and high availability; can eliminate need for complex protocols like Spanning Tree Protocol, Equal-Cost Multipath (ECMP), or VRRP, thereby simplifying network operation

Rapid Ring Protection Protocol (RRPP)

Connects multiple switches in a high-performance ring using standard Ethernet technology; traffic can be rerouted around the ring in less than 50 ms, reducing the impact on traffic and applications

Smart Link

Allows under 100ms failover between links

Virtual Router Redundancy Protocol (VRRP)

Allows groups of two routers to dynamically back each other up to create highly available routed environments

IRF Capability

Provides single IP address management for a resilient virtual switching fabric of up to nine switches with stacking bandwidth of up to 160 Gbps to enhance performance and reliability with uninterrupted L2 switching and L3 forwarding., It delivers simpler, flatter, and more agile networks by reducing the need for complex protocols.

Spanning Tree/PVST+, MSTP, RSTP

Provides redundant links while preventing network loops



Standard Features

Internal Dual Redundant Power Supply

Provides high reliability by keeping network up while delivering up to 1440 Watts of PoE+

Manageability

Dual flash images

Provides independent primary and secondary operating system files for backup while upgrading

Multiple configuration files

Allow multiple configuration files to be stored to a flash image

Troubleshooting

Allows ingress and egress port monitoring, enabling network problem solving; virtual cable tests provide visibility into cable problems

IPv6 management

Future-proofs networking, as the switch is capable of being managed whether the attached network is running IPv4 or IPv6; supports pingv6, tracertv6, Telnetv6, SSH2 v6 and SFTP v6

Layer 2 Switching

IP multicast snooping and data-driven IGMP

Automatically prevents flooding of IP multicast traffic

Internet Group Management Protocol (IGMP) and Multicast Listener Discovery (MLD) protocol snooping

Controls and manages the flooding of multicast packets in a Layer 2 network

32K MAC addresses

Provide access to many Layer 2 devices

IEEE 802.1ad QinQ and selective QinQ

Increase the scalability of an Ethernet network by providing a hierarchical structure; connect multiple LANs on a high-speed campus or metro network

10GbE port aggregation

Allows grouping of ports to increase overall data throughput to a remote device

Spanning Tree/MSTP, RSTP, and STP root guard

Prevent network loops

64 MSTP instances

Allow multiple configurations of STP per VLAN group

Isolation at data link layer with private VLANs

Provides, through a two-tier VLAN structure, an additional layer of protection, simplifying network configuration while saving VLAN resources

VLAN support and tagging

Supports the IEEE 802.1Q (4K VLAN IDs)



Standard Features

Layer 3 Services

Longest Prefix Match (LPM)

Helps in enabling and scaling multipathing, larger switch route forwarding table, faster destination resolution

Address Resolution Protocol (ARP)

Determines the MAC address of another IP host in the same subnet; supports static ARPs; gratuitous ARP allows detection of duplicate IP addresses; proxy ARP allows normal ARP operation between subnets or when subnets are separated by a Layer 2 network

Dynamic Host Configuration Protocol (DHCP)

Simplifies the management of large IP networks; supports client; DHCP Relay enables DHCP operation across subnets

Loopback interface address

Defines an address that can always be reachable, improving diagnostic capability

User Datagram Protocol (UDP) helper function

Allows UDP broadcasts to be directed across router interfaces to specific IP unicast or subnet broadcast addresses and prevents server spoofing for UDP services such as DHCP

Route maps

Provide more control during route redistribution; allow filtering and altering of route metrics

DHCP server

Centralizes and reduces the cost of the IPv4 address management

Layer 3 Routing

IPv4 routing protocols

Support static routes, RIP, OSPF, ISIS, and BGP

IPv6 routing protocols

Provide routing of IPv6 at wire speed; support static routes, RIPng, OSPFv3, IS-ISv6, and BGP4+ for IPv6

PIM-SSM, PIM-DM, and PIM-SM (for IPv4 and IPv6)

Support IP Multicast address management and inhibition of DoS attacks

MPLS support

Provides extended support of MPLS, including MPLS VPNs and MPLS Traffic Engineering (MPLS TE)

Virtual Private LAN Service (VPLS)

Establishes point-to-multipoint Layer 2 VPNs across a provider network

Bidirectional Forwarding Detection (BFD)

Enables link connectivity monitoring and reduces network convergence time for RIP, OSPF, BGP, IS-IS, VRRP, MPLS, and IRF

Policy-based routing

Makes routing decisions based on policies set by the network administrator

Equal-Cost Multipath (ECMP)

Enables multiple equal-cost links in a routing environment to increase link redundancy and scale bandwidth

IPv6 tunneling

Allows a smooth transition from IPv4 to IPv6 by encapsulating IPv6 traffic over an existing IPv4 infrastructure



Standard Features

Security

Access control lists (ACLs)

Provide IP Layer 2 to Layer 4 traffic filtering; support global ACL, 4K VLAN ACL table size, port ACL, and IPv6 ACL; up to 2K ingress ACLs and 512 egress ACLs are supported

IEEE 802.1X

Defines an industry-standard method of user authentication using an IEEE 802.1X supplicant on the client in conjunction with a RADIUS server

MACsec encryption

Secures connected devices by establishing bi-directional encrypted links after an exchange and verification of security keys. Increased demand for PoE connected devices and a dramatic growth in sophistication and frequency of cyber security threats makes this feature highly relevant

Supports IPSec VPN for secure communications at the network layer

MAC-based authentication

Client is authenticated with the RADIUS server based on the client's MAC address

Identity-driven security and access control

- **Per-user ACLs**
Permits or denies user access to specific network resources based on user identity and time of day, allowing multiple types of users on the same network to access specific network services without risking network security or providing unauthorized access to sensitive data
- **Automatic VLAN assignment**
Automatically assigns users to the appropriate VLAN based on their identities

Port security

Allows access only to specified MAC addresses, which can be learned or specified by the administrator

Secure FTP/ SCP

Allows secure file transfer to and from the switch; protects against unwanted file downloads or unauthorized copying of a switch configuration file

STP BPDU port protection

Blocks Bridge Protocol Data Units (BPDUs) on ports that do not require BPDUs, preventing forged BPDU attacks

DHCP protection

Blocks DHCP packets from unauthorized DHCP servers, preventing denial-of-service attacks

DHCP snooping

Helps ensure that DHCP clients receive IP addresses from authorized DHCP servers and maintain a list of DHCP entries for trusted ports; prevents reception of fake IP addresses and reduces ARP attacks, improving security

DHCPv6 snooping

Ensures that DHCPv6 clients obtain IPv6 addresses from authorized DHCPv6 servers and record IP-to-MAC mappings of DHCPv6 clients

Dynamic ARP protection

Blocks ARP broadcasts from unauthorized hosts, preventing eavesdropping or theft of network data

STP root guard

Protects the root bridge from malicious attacks or configuration mistakes



Standard Features

Guest VLAN

Provides a browser-based environment to authenticated clients similar to IEEE 802.1X

Port isolation

Secures and adds privacy, and prevents malicious attackers from obtaining user information

Endpoint Admission Defense (EAD)

Provides security policies to users accessing a network

RADIUS/HWTACACS

Eases switch management security administration by using a password authentication server

Simplified and Secure Management

Management access is provided via CLI, SNMP, Netconf, Yang and RestAPIs

Unicast Reverse Path Forwarding (URPF)

Allows normal packets to be forwarded correctly, but discards the attaching packet due to lack of reverse path route or incorrect inbound interface; prevents source spoofing and distributed attacks; supports distributed URPF

IP source guard

Helps prevent IP spoofing attacks

IPv6 source guard

Help prevent IPv6 spoofing attacks using ND Snooping as well as DHCPv6 Snooping

ND Snooping

Allows only packets with a legally obtained IPv6 address to pass

Convergence

LLDP-MED (Media Endpoint Discovery)

Defines a standard extension of LLDP that stores values for parameters such as QoS and VLAN to automatically configure network devices such as IP phones

Internet Group Management Protocol (IGMP)

Utilizes Any-Source Multicast (ASM) or Source-Specific Multicast (SSM) to manage IPv4 multicast networks; supports IGMPv1, v2, and v3

IEEE 802.1AB Link Layer Discovery Protocol (LLDP)

Facilitates easy mapping using network management applications with LLDP automated device discovery protocol

Multicast Source Discovery Protocol (MSDP)

Allows multiple PIM-SM domains to interoperate; is used for inter-domain multicast applications

Multicast VLAN

Allows multiple VLANs to receive the same IPv4 or IPv6 multicast traffic, lessening network bandwidth demand by reducing or eliminating multiple streams to each VLAN

Link Layer Discovery Protocol (LLDP)

It is vendor-neutral and enables the use of heterogenous network devices by advertising their identity, capabilities, and neighbors on a local area network based on IEEE 802 technology



Standard Features

IEEE 802.3at Power over Ethernet (PoE+)

Provides up to 30 W per port that allows support of the latest PoE+-capable devices such as IP phones, wireless access points, and security cameras, as well as any IEEE 802.3af-compliant end device; eliminates the cost of additional electrical cabling and circuits that would otherwise be necessary in IP phone and WLAN deployments

PoE allocations

Supports multiple methods (automatic, IEEE 802.3af class, LLDP-MED, or user-specified) to allocate PoE power for more efficient energy savings

Voice VLAN

Automatically assigns VLAN and priority for IP phones, simplifying network configuration and maintenance

IP multicast snooping (data-driven IGMP)

Prevents flooding of IP multicast traffic

Additional Information

Green IT and power

Improves energy efficiency through the use of the latest advances in silicon development; shuts off unused ports and utilizes variable-speed fans, reducing energy costs

Unified Hewlett Packard Enterprise Comware operating system with modular architecture

Provides an easy-to-enhance-and-extend feature set, which doesn't require whole-scale changes; all switching, routing, and security platforms leverage the Comware OS, a common unified modular operating system

Energy Efficient Ethernet (EEE) support

Reduces power consumption in accordance with IEEE 802.3az

Warranty and support

Limited Lifetime Warranty

See <http://www.hpe.com/networking/warrantysummary> for warranty and support information included with your product purchase.

Software releases

To find software for your product, refer to <http://www.hpe.com/networking/support>; for details on the software releases available with your product purchase, refer to <http://www.hpe.com/networking/warrantysummary>



Configuration Information

BTO Models

Rule #	Switch Chassis Description	SKU
1, 2, 3	<p>HPE Networking Comware Switch 48p SFP 1G 4p SFP28 10G/25G 1-slot 5550HI</p> <ul style="list-style-type: none"> • 48 SFP 1GbE ports (min=0 \ max=48 SFP XCVR) • 4 SFP28 10/25GbE ports (min=0 \ max=4 SFP+/SFP28 XCVR) • 1 port expansion module slot • Must select min 1/ max 2 power supply • Must select min 2/ max 2 Fan Trays • 1U - Height 	S5T55A
1, 2, 3	<p>HPE Networking Comware Switch 32p 10M/100M/1G 4p SFP+ 1G/10G 4p SFP28 10G/25G 1-slot 5550HI</p> <ul style="list-style-type: none"> • 32 RJ-45 autosensing 10/100/1000 BASE-T ports • Duplex: ports 1-32 support 10BASE-T/100BASE-TX, 1000BASE-T (full only); • 4 SFP+ 1/10GbE ports (min=0 \ max=4 SFP/SFP+ XCVR) • 4 SFP28 10/25GbE ports (min=0 \ max=4 SFP+/SFP28 XCVR) • 1 port expansion module slot • Must select min 1/ max 2 power supply • Must select min 2/ max 2 Fan Trays • 1U - Height 	S5T56A
2, 3	<p>HPE Networking Comware Switch 48p 10M/100M/1G 4p SFP28 10G/25G 1-slot 5550HI</p> <ul style="list-style-type: none"> • 48 RJ-45 autosensing 10/100/1000 BASE-T ports • Duplex: ports 1-48 support 10BASE-T/100BASE-TX, 1000BASE-T (full only); • 4 SFP28 10/25GbE ports (min=0 \ max=4 SFP+/SFP28 XCVR) • 1 port expansion module slot • Must select min 1/ max 2 power supply • Must select min 2/ max 2 Fan Trays • 1U - Height 	S5T57A
1, 2, 3	<p>HPE Networking Comware Switch 32p 10M/100M/1G PoE8 4p SFP+ 1G/10G 4p SFP28 10G/25G 1-slot 5550HI</p> <ul style="list-style-type: none"> • 32 RJ-45 autosensing 10/100/1000 BASE-T PoE++ ports; • Duplex: ports 1-32 support 10BASE-T/100BASE-TX (half or full), 1000BASE-T (full only); • 4 SFP+ 1/10GbE ports (min=0 \ max=4 SFP/SFP+ XCVR) • 4 SFP28 10/25GbE ports (min=0 \ max=4 SFP+/SFP28 XCVR) • 1 port expansion module slot • Must select min 1/ max 2 power supply • Must select min 2/ max 2 Fan Trays • 1U - Height 	S5T58A
2, 3	<p>HPE Networking Comware Switch 48p 10M/100M/1G PoE8 4p SFP28 10G/25G 1-slot 5550HI</p> <ul style="list-style-type: none"> • 48 RJ-45 autosensing 10/100/1000 BASE-T PoE++ ports • Duplex: ports 1-48 support 10BASE-T/100BASE-TX (half or full), 1000BASE-T (full only); • 4 SFP28 10/25GbE ports (min=0 \ max=4 SFP+/SFP28 XCVR) • 1 port expansion module slot • Must select min 1/ max 2 power supply • Must select min 2/ max 2 Fan Trays • 1U - Height 	S5T59A

Configuration Rules

Rule #	Description
1	The following Transceivers install into this Switch: (SFP Ports)



Configuration Information

	HPE Networking X120 1G SFP LC SX Transceiver	JD118B
	HPE Networking X120 1G SFP LC LX Transceiver	JD119B
	HPE Networking X120 1G SFP RJ45 T Transceiver	JD089B
	HPE Networking X120 1G SFP LC BX 10-U Transceiver	JD098B
	HPE Networking X120 1G SFP LC BX 10-D Transceiver	JD099B
	HPE Networking X120 1G SFP LC LH100 Transceiver	JD103A
2	The following Transceivers install into this Switch: (SFP+ Ports)	
	HPE Networking X130 10G SFP+ LC BiDi 40km-Downlink Transceiver	JL740A
	HPE Networking X130 10G SFP+ LC ER 40km Transceiver	JG234A
	HPE Networking X130 10G SFP+ LC BiDi 40km-Uplink Transceiver	JL739A
	HPE Networking X130 10G SFP+ LC LH 80km Transceiver	JG915A
	HPE Networking X130 10G SFP+ LC SR Transceiver	JD092B
	HPE Networking X130 10G SFP+ LC LR Transceiver	JD094B
	HPE Networking X130 10G SFP+ LC BiDi 10km-Uplink Transceiver	JL737A
	HPE Networking X130 10G SFP+ LC BiDi 10km-Downlink Transceiver	JL738A
	HPE Networking X240 10G SFP+ SFP+ 3m DAC Cable	JD097C
	HPE Networking X240 10G SFP+ SFP+ 5m DAC Cable	JG081C
	HPE Networking X240 10G SFP+ SFP+ 0.65m DAC Cable	JD095C
	HPE Networking X240 10G SFP+ SFP+ 1.2m DAC Cable	JD096C
	HPE Networking X2A0 10G SFP+ to SFP+ 7m Active Optical Cable	JL290A
	HPE Networking X2A0 10G SFP+ to SFP+ 10m Active Optical Cable	JL291A
	HPE Networking X2A0 10G SFP+ to SFP+ 20m Active Optical Cable	JL292A
3	The following 25G Transceivers install into this Switch: (SFP28 Ports)	
	HPE Networking X190 25G SFP28 LC SR 100m MM Transceiver	JL293A
	HPE Networking 25G SFP28 LC LR 10km SMF Transceiver	JL855A
	HPE Networking X240 25G SFP28 to SFP28 1m DAC Cable	JL294A
	HPE Networking X240 25G SFP28 to SFP28 3m DAC Cable	JL295A
	HPE Networking X240 25G SFP28 to SFP28 5m DAC Cable	JL296A
	HPE Networking X2A0 25G SFP28 to SFP28 3m Active Optical Cable	JH955A
	HPE Networking X2A0 25G SFP28 to SFP28 5m Active Optical Cable	JH956A
	HPE Networking X2A0 25G SFP28 to SFP28 7m Active Optical Cable	JL297A
	HPE Networking X2A0 25G SFP28 to SFP28 10m Active Optical Cable	JL298A
	HPE Networking X2A0 25G SFP28 to SFP28 20m Active Optical Cable	JL299A

Notes: [OCA Only Model Selection Form - HPE Aruba Networking > Switches > HPE Networking Comware > Campus > 5550 HI Switch Series](#)

Modules

Rule #	Description	SKU
2, 5	HPE Networking Comware Module 2p QSFP28 100G 5550HI <ul style="list-style-type: none"> min=0 \ max=2 QSFP+/QSFP28 Transceivers 	S5T60A
1, 4	HPE Networking Comware Module 8p SFP28 25G 5550HI <ul style="list-style-type: none"> min=0 \ max=8 SFP+/SFP28 Transceivers 	S5T61A
1, 3	HPE Networking Comware Module MACsec 8p SFP+ 1G/10G 5XX0HI <ul style="list-style-type: none"> min=0 \ max=8 SFP/SFP+ Transceivers 	S6C30A
2	HPE 5510 2-port QSFP+ Module <ul style="list-style-type: none"> min=0 \ max=2 QSFP+ Transceivers 	JH155A
6	HPE Networking Comware Module 2p 10GBASE-T MACsec 5140/5520 <ul style="list-style-type: none"> No Transceivers 	R9L65A
1, 6	HPE Networking Comware Module 10GbE SFP+MACsec128 2p 5140HI/5520HI <ul style="list-style-type: none"> min=0 \ max=2 SFP+ Transceivers 	JH157A
1, 3	HPE Networking Comware Module 4-port 10/100/1000Base-T 6-port SFP (2P Combo) 5140HI/5520HI/5600HI <ul style="list-style-type: none"> min=0 \ max=6 SFP Transceivers or min=0 \ max=2 SFP+ Transceivers 	S0T02A



Configuration Information

1	HPE Networking Comware Module 8 Port SFP+ 5520HI/5600HI	SOT03A
	<ul style="list-style-type: none"> min=0 \ max=8 SFP+ Transceivers 	
1, 3	HPE Networking Comware Module 4-port 1/10G SFP+ 5140HI/5520HI/5600HI	SOT04A
	<ul style="list-style-type: none"> min=0 \ max=4 SFP/SFP+ Transceivers 	
	HPE Networking Comware Module 8-port 1/2.5/5/10GBASE-T 5520HI/5600HI	SOT05A
	<ul style="list-style-type: none"> No Transceivers 	
4	HPE Networking Comware Module 2-port SFP28 5140HI/5520HI/5600HI	SOT06A
	<ul style="list-style-type: none"> min=0 \ max=2 SFP28 Transceivers 	

Configuration Rules

Rule #	Description	
1	The following Transceivers install into this Switch: (SFP+ Ports)	
	HPE Networking X130 10G SFP+ LC BiDi 40km-Downlink Transceiver	JL740A
	HPE Networking X130 10G SFP+ LC ER 40km Transceiver	JG234A
	HPE Networking X130 10G SFP+ LC BiDi 40km-Uplink Transceiver	JL739A
	HPE Networking X130 10G SFP+ LC LH 80km Transceiver	JG915A
	HPE Networking X130 10G SFP+ LC SR Transceiver	JD092B
	HPE Networking X130 10G SFP+ LC LR Transceiver	JD094B
	HPE Networking X130 10G SFP+ LC BiDi 10km-Uplink Transceiver	JL737A
	HPE Networking X130 10G SFP+ LC BiDi 10km-Downlink Transceiver	JL738A
	HPE Networking X240 10G SFP+ SFP+ 3m DAC Cable	JD097C
	HPE Networking X240 10G SFP+ SFP+ 5m DAC Cable	JG081C
	HPE Networking X240 10G SFP+ SFP+ 0.65m DAC Cable	JD095C
	HPE Networking X240 10G SFP+ SFP+ 1.2m DAC Cable	JD096C
	HPE Networking X2A0 10G SFP+ to SFP+ 7m Active Optical Cable	JL290A
	HPE Networking X2A0 10G SFP+ to SFP+ 10m Active Optical Cable	JL291A
	HPE Networking X2A0 10G SFP+ to SFP+ 20m Active Optical Cable	JL292A
2	The following 40G Transceivers install into this Module: (Use #0D1 or #B01 if switch is CTO)	
	HPE Networking X140 40G QSFP+ LC LR4 SM 10km 1310nm Transceiver	JG661A
	HPE Networking X140 40G QSFP+ CSR4 300m Transceiver	JG709A
	HPE Networking X140 40G QSFP+ MPO SR4 Transceiver	JG325B
	HPE Networking X140 40G QSFP+ LC BiDi 100m MM Transceiver	JL251A
	HPE Networking X140 40G QSFP+ LC LR4L 2km SM Transceiver	JL286A
	HPE Networking X140 40G QSFP+ LC ER4 40km SM Transceiver	JL306A
	HPE Networking Comware X240 40G QSFP+ QSFP+ 1m Direct Attach Copper Cable	JG326A
	HPE Networking Comware X240 40G QSFP+ QSFP+ 3m Direct Attach Copper Cable	JG327A
	HPE Networking Comware X240 40G QSFP+ QSFP+ 5m Direct Attach Copper Cable	JG328A
	HPE Networking Comware X240 40G QSFP+ to 4x10G SFP+ 1m Direct Attach Copper Splitter Cable	JG329A
	HPE Networking Comware X240 40G QSFP+ to 4x10G SFP+ 3m Direct Attach Copper Splitter Cable	JG330A
	HPE Networking Comware X240 40G QSFP+ to 4x10G SFP+ 5m Direct Attach Copper Splitter Cable	JG331A
	HPE Networking X2A0 40G QSFP+ to QSFP+ 7m Active Optical Cable	JL287A
	HPE Networking X2A0 40G QSFP+ to QSFP+ 10m Active Optical Cable	JL288A
3	The following 100M Transceivers install into this Module: (Use #0D1 or #B01 if switch is CTO)	
	HPE Networking X115 100M SFP LC FX Transceiver	JD102B
	HPE Networking X110 100M SFP LC LX Transceiver	JD120B
	HPE Networking X115 100M SFP LC BX 10-U Transceiver	JD100A
	HPE Networking X115 100M SFP LC BX 10-D Transceiver	JD101A
4	The following 25G Transceivers install into this Switch: (SFP28 Ports)	
	HPE Networking X190 25G SFP28 LC SR 100m MM Transceiver	JL293A
	HPE Networking 25G SFP28 LC LR 10km SMF Transceiver	JL855A
	HPE Networking X240 25G SFP28 to SFP28 1m DAC Cable	JL294A
	HPE Networking X240 25G SFP28 to SFP28 3m DAC Cable	JL295A
	HPE Networking X240 25G SFP28 to SFP28 5m DAC Cable	JL296A

Configuration Information

	HPE Networking X2A0 25G SFP28 to SFP28 3m Active Optical Cable	JH955A
	HPE Networking X2A0 25G SFP28 to SFP28 5m Active Optical Cable	JH956A
	HPE Networking X2A0 25G SFP28 to SFP28 7m Active Optical Cable	JL297A
	HPE Networking X2A0 25G SFP28 to SFP28 10m Active Optical Cable	JL298A
	HPE Networking X2A0 25G SFP28 to SFP28 20m Active Optical Cable	JL299A
5	The following 100G Transceivers install into this Module: (Use #0D1 or #B01 if switch is CTO)	
	HPE Networking X150 100G QSFP28 MPO SR4 100m MM Transceiver	JL274A
	HPE Networking X150 100G QSFP28 eSR4 300m MM Transceiver	JH672A
	HPE Networking X150 100G QSFP28 LC LR4 10km SM Transceiver	JL275A
	HPE Networking X150 100G QSFP28 PSM4 500m SM Transceiver	JH420A
	HPE Networking X150 100G QSFP28 CWDM4 2km SM Transceiver	JH673A
	HPE Networking X150 100G QSFP28 LC SWDM4 100m MM Transceiver	JH419A
	HPE Networking X240 100G QSFP28 1m DAC Cable	JL271A
	HPE Networking X240 100G QSFP28 3m DAC Cable	JL272A
	HPE Networking X240 QSFP28 4xSFP28 1m Direct Attach Copper Cable	JL282A
	HPE Networking X240 QSFP28 4xSFP28 3m Direct Attach Copper Cable	JL283A
	HPE Networking X240 QSFP28 4xSFP28 5m Direct Attach Copper Cable	JL284A
	HPE Networking X240 100G QSFP28 5m DAC Cable	JL273A
	HPE Networking X2A0 100G QSFP28 5m Active Optical Cable	JL796A
	HPE Networking X2A0 100G QSFP28 to QSFP28 7m Active Optical Cable	JL276A
6	MACsec supported on last 8 ports of Modules R9L65A-AES256 and JH157A-AES128.	

Transceivers

FE Transceivers

Rule #	Description	SKU
	HPE Networking X115 100M SFP LC FX Transceiver	JD102B
	HPE Networking X110 100M SFP LC LX Transceiver	JD120B
	HPE Networking X115 100M SFP LC BX 10-U Transceiver	JD100A
	HPE Networking X115 100M SFP LC BX 10-D Transceiver	JD101A

SFP Transceivers

Rule #	Description	SKU
	HPE Networking X120 1G SFP LC SX Transceiver	JD118B
	HPE Networking X120 1G SFP LC LX Transceiver	JD119B
	HPE Networking X120 1G SFP RJ45 T Transceiver	JD089B
	HPE Networking X120 1G SFP LC BX 10-U Transceiver	JD098B
	HPE Networking X120 1G SFP LC BX 10-D Transceiver	JD099B
	HPE Networking X120 1G SFP LC LH100 Transceiver	JD103A

SFP+ Transceivers

Rule #	Description	SKU
	HPE Networking X130 10G SFP+ LC BiDi 40km-Downlink Transceiver	JL740A
	HPE Networking X130 10G SFP+ LC ER 40km Transceiver	JG234A
	HPE Networking X130 10G SFP+ LC BiDi 40km-Uplink Transceiver	JL739A
	HPE Networking X130 10G SFP+ LC LH 80km Transceiver	JG915A
	HPE Networking X130 10G SFP+ LC SR Transceiver	JD092B
	HPE Networking X130 10G SFP+ LC LR Transceiver	JD094B
	HPE Networking X130 10G SFP+ LC BiDi 10km-Uplink Transceiver	JL737A
	HPE Networking X130 10G SFP+ LC BiDi 10km-Downlink Transceiver	JL738A
	HPE Networking X240 10G SFP+ SFP+ 0.65m DAC Cable	JD095C
	HPE Networking X240 10G SFP+ SFP+ 1.2m DAC Cable	JD096C
	HPE Networking X240 10G SFP+ SFP+ 3m DAC Cable	JD097C
	HPE Networking X240 10G SFP+ SFP+ 5m DAC Cable	JG081C
	HPE Networking X2A0 10G SFP+ to SFP+ 7m Active Optical Cable	JL290A
	HPE Networking X2A0 10G SFP+ to SFP+ 10m Active Optical Cable	JL291A
	HPE Networking X2A0 10G SFP+ to SFP+ 20m Active Optical Cable	JL292A



Configuration Information

SFP28 Transceiver		
Rule #	Description	SKU
	HPE Networking X190 25G SFP28 LC SR 100m MM Transceiver	JL293A
	HPE Networking 25G SFP28 LC LR 10km SMF Transceiver	JL855A
	HPE Networking X240 25G SFP28 to SFP28 1m DAC Cable	JL294A
	HPE Networking X240 25G SFP28 to SFP28 3m DAC Cable	JL295A
	HPE Networking X240 25G SFP28 to SFP28 5m DAC Cable	JL296A
	HPE Networking X2A0 25G SFP28 to SFP28 3m Active Optical Cable	JH955A
	HPE Networking X2A0 25G SFP28 to SFP28 5m Active Optical Cable	JH956A
	HPE Networking X2A0 25G SFP28 to SFP28 7m Active Optical Cable	JL297A
	HPE Networking X2A0 25G SFP28 to SFP28 10m Active Optical Cable	JL298A
	HPE Networking X2A0 25G SFP28 to SFP28 20m Active Optical Cable	JL299A
QSFP+ Transceivers		
Rule #	Description	SKU
	HPE Networking X140 40G QSFP+ LC LR4 SM 10km 1310nm Transceiver	JG661A
	HPE Networking X140 40G QSFP+ CSR4 300m Transceiver	JG709A
	HPE Networking X140 40G QSFP+ MPO SR4 Transceiver	JG325B
	HPE Networking X140 40G QSFP+ LC BiDi 100m MM Transceiver	JL251A
	HPE Networking X140 40G QSFP+ LC LR4L 2km SM Transceiver	JL286A
	HPE Networking X140 40G QSFP+ LC ER4 40km SM Transceiver	JL306A
	HPE Networking Comware X240 40G QSFP+ QSFP+ 1m Direct Attach Copper Cable	JG326A
	HPE Networking Comware X240 40G QSFP+ QSFP+ 3m Direct Attach Copper Cable	JG327A
	HPE Networking Comware X240 40G QSFP+ QSFP+ 5m Direct Attach Copper Cable	JG328A
	HPE Networking Comware X240 40G QSFP+ to 4x10G SFP+ 1m Direct Attach Copper Splitter Cable	JG329A
	HPE Networking Comware X240 40G QSFP+ to 4x10G SFP+ 3m Direct Attach Copper Splitter Cable	JG330A
	HPE Networking Comware X240 40G QSFP+ to 4x10G SFP+ 5m Direct Attach Copper Splitter Cable	JG331A
	HPE Networking X2A0 40G QSFP+ to QSFP+ 7m Active Optical Cable	JL287A
	HPE Networking X2A0 40G QSFP+ to QSFP+ 10m Active Optical Cable	JL288A
QSFP28 Transceiver Cables		
Rule #	Description	SKU
	HPE Networking X150 100G QSFP28 MPO SR4 100m MM Transceiver	JL274A
	HPE Networking X150 100G QSFP28 eSR4 300m MM Transceiver	JH672A
	HPE Networking X150 100G QSFP28 LC LR4 10km SM Transceiver	JL275A
	HPE Networking X150 100G QSFP28 PSM4 500m SM Transceiver	JH420A
	HPE Networking X150 100G QSFP28 CWDM4 2km SM Transceiver	JH673A
	HPE Networking X150 100G QSFP28 LC SWDM4 100m MM Transceiver	JH419A
	HPE Networking X240 100G QSFP28 1m DAC Cable	JL271A
	HPE Networking X240 100G QSFP28 3m DAC Cable	JL272A
	HPE Networking X240 QSFP28 4xSFP28 1m Direct Attach Copper Cable	JL282A
	HPE Networking X240 QSFP28 4xSFP28 3m Direct Attach Copper Cable	JL283A
	HPE Networking X240 QSFP28 4xSFP28 5m Direct Attach Copper Cable	JL284A
	HPE Networking X240 100G QSFP28 5m DAC Cable	JL273A
	HPE Networking X2A0 100G QSFP28 5m Active Optical Cable	JL796A
	HPE Networking X2A0 100G QSFP28 to QSFP28 7m Active Optical Cable	JL276A
	HPE Networking X2A0 100G QSFP28 to QSFP28 10m Active Optical Cable	JL277A
	HPE Networking X2A0 100G QSFP28 to QSFP28 20m Active Optical Cable	JL278A



Configuration Information

Internal Power Supplies

Rule #	Description	SKU
1	HPE NW CW 5X50HI 180W DC PSU	S5Z23A
1, 3, 4, 5	HPE Networking Comware 5550HI 180W Back-to-Front AC Power Supply	S5Z21A
	PDU Cable NA/MEX/TW/JP	S5Z21A#B2B
	PDU Cable ROW	S5Z21A#B2C
	High Volt Switch to Wall Power Cord	S5Z21A#B2E
	No Power Cord	S5Z21A#AC3
1, 3, 4, 5	HPE Networking Comware 5550HI 180W Front-to-Back AC Power Supply	S5Z22A
	PDU Cable NA/MEX/TW/JP	S5Z22A#B2B
	PDU Cable ROW	S5Z22A#B2C
	High Volt Switch to Wall Power Cord	S5Z22A#B2E
	No Power Cord	S5Z22A#AC3
2, 3, 4, 5	HPE Networking Comware 5550HI 920W AC PoE Power Supply	S5Z24A
	PDU Cable NA/MEX/TW/JP	S5Z24A#B2B
	PDU Cable ROW	S5Z24A#B2C
	High Volt Switch to Wall Power Cord	S5Z24A#B2E
2, 3, 4, 5	HPE Networking Comware 5550HI 1600W AC PoE Power Supply	S5Z25A
	PDU Cable NA/MEX/TW/JP	S5Z25A#B2B
	PDU Cable ROW	S5Z25A#B2C
	High Volt Switch to Wall Power Cord	S5Z25A#B2E

Configuration Rules

Rule #	Description	SKU
1	This power supply is only supported on S5T56A, S5T57A, S5T55A	
2	This power supply is only supported on S5T58A and S5T59A,	
3	Localization (Wall Power Cord) required on orders without #B2B, #B2C (PDU Power Cord) . (See Localization Menu) REMARK: When Switches/Routers are Factory Racked, Then #B2B, or #B2C should be the Defaulted Power Cable option on the Switches/Routers.	
4	If #B2E is selected Then replace Localized option with #B2E for power supply and with #B2E for switch. (Offered only in North America, Mexico Taiwan, and Japan)	
5	Unbuildable/FAN required, generates CFGU: If order is quoted for India and contains "#B2C" Option, then Display the following: <ul style="list-style-type: none"> For BTO shipments to India: Please replace <Base Model>#B2C option with <Base Model>#AC3 in the Bill of Materials and add the appropriate INDIA PDU Power Cord below via Ad-Hoc: 	
	HPE Networking 2.0m C13 to C14 PDU India Power Cord	JL671A
	HPE Networking 2.5m C15 to C14 PDU India Power Cord	JL672A
	HPE Networking 2.5m C19 to C20 PDU India Power Cord	JL673A

- Notes:**
- Drop down under power supply should offer the following options and results:
 - o Switch/Router/Power Supply to PDU Power Cord - #B2B in North America, Mexico, Taiwan, and Japan or #B2C ROW. (OCA Default B2B or B2C for Rack Level CTO)
 - o Switch/Router/Power Supply to Wall Power Cord - Localized Option (OCA Default for BTO and Box Level CTO)
 - o High Volt Switch/Router/Power Supply to Wall Power Cord - #B2E Option. (Offered only in North America, Mexico, Taiwan, and Japan)
 - o No Power Cord Selected - #AC3 Option
 - DC Power Supply does not require Localization (CLIC Rule does not require looking for Localization)
 - Mixing of power supplies is supported



Configuration Information

Accessories

Fan Trays		SKU
Rule #	Description	
1, 2	HPE Networking Comware 5150HI Front-to-Back Fan Tray	S5Z27A
1, 3	HPE Networking Comware 5150HI Back-to-Front Fan Tray	S5Z26A

Configuration Rules	
Rule #	Description
1	No mixing allowed
2	If BF Power Supply S5Z21A was selected in PSU section, then this FB Fan Tray cannot be selected
3	If FB Power Supply S5Z22A was selected in PSU section, then this BF Fan Tray cannot be selected



Technical Specifications

HPE Networking Comware Switch Series 5550 HI

Specifications	S5T55A NW CW Sw 48F 4Y 1-slot 5550HI	S5T56A NW CW Sw 32G 4P 4Y 1-slot 5550HI	S5T57A NW CW Sw 48G 4Y 1-slot 5550HI
Fixed Ports	48x 100/1000Base-X SFP ports 4x 10G/25GBase-X SFP28 ports	32x 10/100/1000Base-T ports 4x 1G/10GBase-X SFP+ ports 4x 10G/25GBase-X SFP28 ports	48x 10/100/1000Base-T ports 4x 10G/25GBase-X SFP28 ports
Additional Ports	1x RJ45 console 1x USB 1x OOBM	1x RJ45 console 1x USB 1x OOBM	1x RJ45 console 1x USB 1x OOBM
Expansion slots	1 slot	1 slot	1 slot
Power supplies	1+1, hot swappable	1+1, hot swappable	1+1, hot swappable
Fans	1+1, hot swappable	1+1, hot swappable	1+1, hot swappable

Physical Characteristics

Dimensions	44cm(W) × 36cm(D) × 4.4cm(H)	44cm(W) × 36cm(D) × 4.4cm(H)	44cm(W) × 36cm(D) × 4.4cm(H)
Weight	≤6.7kg	≤6.6kg	≤6.7kg
CPU	ARM,2GHz @ Quad Core	ARM,2GHz @ Quad Core	ARM,2GHz @ Quad Core
Memory and Flash	4GB RAM 4GB Flash	4GB RAM 4GB Flash	4GB RAM 4GB Flash
Packet Buffer	8M	8M	8M

Performance

Forwarding Capacity	696Gbps	744Gbps	696Gbps
Throughput	518Mpps	554Mpps	518Mpps
Average Latency	GE: <5us 25GE: <3us	GE: <5us 25GE: <3us	GE: <5us 25GE: <3us
Stacking Members	9	9	9
Stacking Bandwidth	200Gbps	200Gbps	200Gbps
Switched virtual interface	1K	1K	1K
Mac Address Table	128K	128K	128K
IPv4 Routes	266K	266K	266K
IPv4 host table (ARP)	80K	80K	80K
IPv6 Routes	133K	133K	133K
IPv6 Host Table (ND)	58K	58K	58K
IPv4/v6 Multicast Routes	1000/1000	1000/1000	1000/1000
IGMP groups	4000	4000	4000
MLD groups	2718	2718	2718
ACL (Ingress/Egress)	4864/512	4864/512	4864/512
VRF	4095	4095	4095

Environment

Operating Temperature	23°F to 122°F (–5°C to 50°C)	23°F to 122°F (–5°C to 50°C)	23°F to 122°F (–5°C to 50°C)
Operating Relative Humidity	5% to 95%, noncondensing	5% to 95%, noncondensing	5% to 95%, noncondensing
Non-operating Temperature	–40°F to 158°F (–40°C to 70°C)	–40°F to 158°F (–40°C to 70°C)	–40°F to 158°F (–40°C to 70°C)
Non-operating storage humidity	5% to 95%, noncondensing	5% to 95%, noncondensing	5% to 95%, noncondensing
Acoustic (ISO7779)	41.5/55dB	40.3/55dB	44.9/55dB



Technical Specifications

Electric Characteristics			
Max Heat Dissipation	Ranges from 98 BTU/hr to 477 BTU/hr depending on power supply configuration	Ranges from 109 BTU/hr to 324 BTU/hr depending on power supply configuration	Ranges from 116 BTU/hr to 341 BTU/hr depending on power supply configuration
Power Rating	AC: 90V to 290V DC: -36V to -72V	AC: 90V to 290V DC: -36V to -72V	AC: 90V to 290V DC: -36V to -72V
Power Consumption	Idle: Single AC: 29W Dual AC: 36W Single DC: 34W Dual DC: 39W Full Load: Single AC: 135W Dual AC: 139W Single DC: 135W Dual DC: 140W	Idle: Single AC: 32W Dual AC: 39W Single DC: 34W Dual DC: 39W Full Load: Single AC: 90W Dual AC: 96W Single DC: 90W Dual DC: 95W	Idle: Single AC: 34W Dual AC: 42W Single DC: 35W Dual DC: 41W Full Load: Single AC: 90W Dual AC: 100W Single DC: 95W Dual DC: 100W
PoE Power	-	-	-
Safety	UL 60950-1; EN 60825-1 Safety of Laser Products-Part 1; EN 60825-2 Safety of Laser Products-Part 2; IEC 60950-1; IEC 62368-1; CAN/CSA-C22.2 No. 60950-1; EN 62368-1/A11; FDA 21 CFR Subchapter J; RoHS Compliance	UL 60950-1; EN 60825-1 Safety of Laser Products-Part 1; EN 60825-2 Safety of Laser Products-Part 2; IEC 60950-1; IEC 62368-1; CAN/CSA-C22.2 No. 60950-1; EN 62368-1/A11; FDA 21 CFR Subchapter J; RoHS Compliance	UL 60950-1; EN 60825-1 Safety of Laser Products-Part 1; EN 60825-2 Safety of Laser Products-Part 2; IEC 60950-1; IEC 62368-1; CAN/CSA-C22.2 No. 60950-1; EN 62368-1/A11; FDA 21 CFR Subchapter J; RoHS Compliance
Emissions	EMC Directive 2004/108/EC; FCC (CFR 47, Part 15) Class A; EN 61000-4-11:2004; ANSI C63.4-2009; EN 61000-3-3:2008; VCCI V-3/2012.04; EN 61000-3-2:2006+A1:2009+A2:2009; EN 61000-4-3:2006; EN 61000-4-4:2012; EN 61000-4-5:2006; EN 61000-4-6:2009; CISPR 22:2008 Class A; EN 55022:2010 Class A; EN 61000-4-29: 2000; CISPR 24:2010; EN 300 386 V1.6.1; VCCI V-3/2013.04 Class A	EMC Directive 2004/108/EC; FCC (CFR 47, Part 15) Class A; EN 61000-4-11:2004; ANSI C63.4-2009; EN 61000-3-3:2008; VCCI V-3/2012.04; EN 61000-3-2:2006+A1:2009+A2:2009; EN 61000-4-3:2006; EN 61000-4-4:2012; EN 61000-4-5:2006; EN 61000-4-6:2009; CISPR 22:2008 Class A; EN 55022:2010 Class A; EN 61000-4-29: 2000; CISPR 24:2010; EN 300 386 V1.6.1; VCCI V-3/2013.04 Class A	EMC Directive 2004/108/EC; FCC (CFR 47, Part 15) Class A; EN 61000-4-11:2004; ANSI C63.4-2009; EN 61000-3-3:2008; VCCI V-3/2012.04; EN 61000-3-2:2006+A1:2009+A2:2009; EN 61000-4-3:2006; EN 61000-4-4:2012; EN 61000-4-5:2006; EN 61000-4-6:2009; CISPR 22:2008 Class A; EN 55022:2010 Class A; EN 61000-4-29: 2000; CISPR 24:2010; EN 300 386 V1.6.1; VCCI V-3/2013.04 Class A
Immunity	EN 55024 EN 300 386	EN 55024 EN 300 386	EN 55024 EN 300 386
Mounting and Enclosure	Mounts in an EIA standard 19 inch telco rack or equipment cabinet (hardware included)		
Management	IMC - Intelligent Management Center; Command-line interface; SNMP manager; SmartMC GUI		
Warranty	Limited lifetime warranty. See the warranty duration guide		
Services	See the HPE website at www.hpe.com/networking/services for details on the service-level descriptions and product numbers. For details about services and response times in your area, contact your local HPE sales office.		



Technical Specifications

HPE Networking Comware Switch Series 5550 HI (continued)		
Specifications	S5T58A NW CW Sw 32G PoE8 4P 4Y 1s 5550HI	S5T59A NW CW Sw 48G PoE8 4Y 1-slot 5550HI
Fixed Ports	32x 10/100/1000Base-T PoE++ ports 4x 1G/10GBase-X SFP+ ports 4x 10G/25GBase-X SFP28 ports	48x 10/100/1000Base-T PoE++ ports 4x 10G/25GBase-X SFP28 ports
Additional Ports	1x RJ45 console 1x USB 1x OOBM	1x RJ45 console 1x USB 1x OOBM
Expansion slots	1 slot	1 slot
Power supplies	1+1, hot swappable	1+1, hot swappable
Fans	1+1, hot swappable	1+1, hot swappable
Physical Characteristics		
Dimensions	44cm(W) × 40cm(D) × 4.4cm(H)	44cm(W) × 40cm(D) × 4.4cm(H)
Weight	≤7.9kg	≤8.1kg
CPU	ARM,2GHz @ Quad Core	ARM,2GHz @ Quad Core
Memory and Flash	4GB RAM 4GB Flash	4GB RAM 4GB Flash
Packet Buffer	8M	8M
Performance		
Forwarding Capacity	744Gbps	696Gbps
Throughput	554Mpps	518Mpps
Average Latency	GE: <5us 25GE: <3us	GE: <5us 25GE: <3us
Stacking Members	9	9
Stacking Bandwidth	200Gbps	200Gbps
Switched virtual interface	1K	1K
Mac Address Table	128K	128K
IPv4 Routes	266K	266K
IPv4 host table (ARP)	80K	80K
IPv6 Routes	133K	133K
IPv6 Host Table (ND)	58K	58K
IPv4/v6 Multicast Routes	1000/1000	1000/1000
IGMP groups	4000	4000
MLD groups	2718	2718
ACL (Ingress/Egress)	4864/512	4864/512
VRF	4095	4095
Environment		
Operating Temperature	23°F to 122°F (–5°C to 50°C)	23°F to 122°F (–5°C to 50°C)
Operating Relative Humidity	5% to 95%, noncondensing	5% to 95%, noncondensing
Non-operating Temperature	–40°F to 158°F (–40°C to 70°C)	–40°F to 158°F (–40°C to 70°C)
Non-operating storage humidity	5% to 95%, noncondensing	5% to 95%, noncondensing
Acoustic (ISO7779)	35/65.3dB	35/65.3dB
Electric Characteristics		
Max Heat Dissipation	Ranges from 163 BTU/hr to 10922 BTU/hr depending on power supply configuration	Ranges from 184 BTU/hr to 10901 BTU/hr depending on power supply configuration
Power Rating	AC: 90V to 290V	AC: 90V to 290V



Technical Specifications

Power Consumption	Idle: Single AC: 48W Dual AC: 59W Full Load: Single AC: 1705W Dual AC: 3201W	Idle: Single AC: 54W Dual AC: 66W Full Load: Single AC: 1690W Dual AC: 3195W
PoE Power	2870W PoE++(90W PoE8)	2870W PoE++(90W PoE8)
Safety	UL 60950-1; EN 60825-1 Safety of Laser Products-Part 1; EN 60825-2 Safety of Laser Products-Part 2; IEC 60950-1; IEC 62368-1; CAN/CSA-C22.2 No. 60950-1; EN 62368-1/A11; FDA 21 CFR Subchapter J; RoHS Compliance	UL 60950-1; EN 60825-1 Safety of Laser Products-Part 1; EN 60825-2 Safety of Laser Products-Part 2; IEC 60950-1; IEC 62368-1; CAN/CSA-C22.2 No. 60950-1; EN 62368-1/A11; FDA 21 CFR Subchapter J; RoHS Compliance
Emissions	EMC Directive 2004/108/EC; FCC (CFR 47, Part 15) Class A; EN 61000-4-11:2004; ANSI C63.4-2009; EN 61000-3-3:2008; VCCI V-3/2012.04; EN 61000-3-2:2006+A1:2009+A2:2009; EN 61000-4-3:2006; EN 61000-4-4:2012; EN 61000-4-5:2006; EN 61000-4-6:2009; CISPR 22:2008 Class A; EN 55022:2010 Class A; EN 61000-4-29:2000; CISPR 24:2010; EN 300 386 V1.6.1; VCCI V-3/2013.04 Class A	EMC Directive 2004/108/EC; FCC (CFR 47, Part 15) Class A; EN 61000-4-11:2004; ANSI C63.4-2009; EN 61000-3-3:2008; VCCI V-3/2012.04; EN 61000-3-2:2006+A1:2009+A2:2009; EN 61000-4-3:2006; EN 61000-4-4:2012; EN 61000-4-5:2006; EN 61000-4-6:2009; CISPR 22:2008 Class A; EN 55022:2010 Class A; EN 61000-4-29:2000; CISPR 24:2010; EN 300 386 V1.6.1; VCCI V-3/2013.04 Class A
Immunity	EN 55024 EN 300 386	EN 55024 EN 300 386
Mounting and Enclosure	Mounts in an EIA standard 19 inch telco rack or equipment cabinet (hardware included)	
Management	IMC - Intelligent Management Center; Command-line interface; SNMP manager; SmartMC GUI	
Warranty	Limited lifetime warranty. See the warranty duration guide	
Services	See the HPE website at https://www.hpe.com/networking/services for details on the service-level descriptions and product numbers. For details about services and response times in your area, contact your local HPE sales office.	



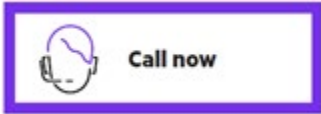
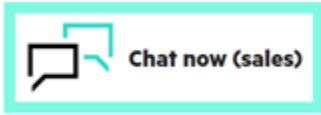
Summary of Changes

Date	Version History	Action	Description of Change
02-Jun-2025	<u>Version 1</u>	New	New QuickSpecs



Copyright

Make the right purchase decision.
Contact our presales specialists.



© Copyright 2025 Hewlett Packard Enterprise Development LP. The information contained herein is subject to change without notice. The only warranties for Hewlett Packard Enterprise products and services are set forth in the express warranty statements accompanying such products and services. Nothing herein should be construed as constituting an additional warranty. Hewlett Packard Enterprise shall not be liable for technical or editorial errors or omissions contained herein.

To learn more, visit: <http://www.hpe.com/networking>

a50009241enw - 17273 - Worldwide - V1 - 02-June-2025