Sign	VER	Date	Change Description	Designer
\	1.0	\	First release	\
△				
△				
△				



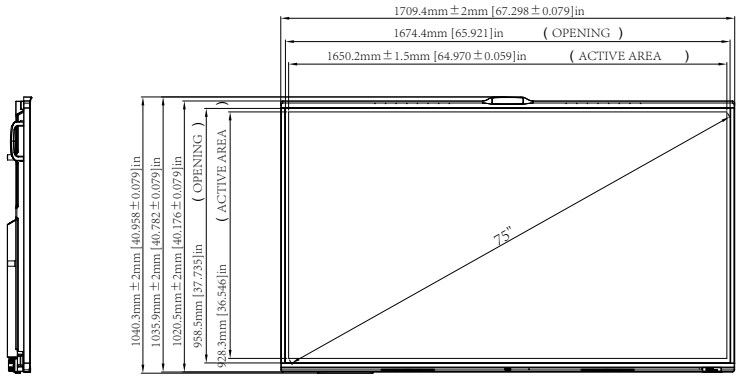

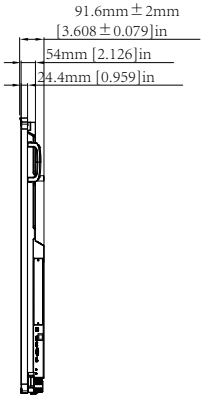

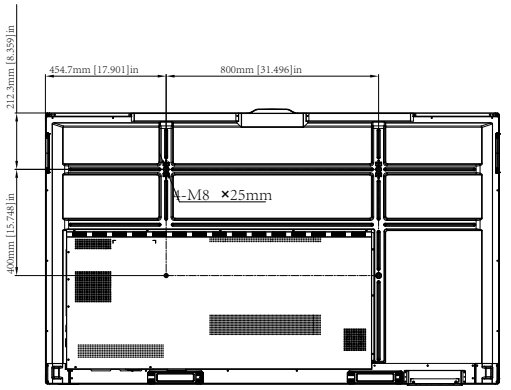

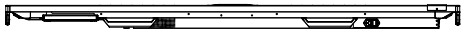

TOLERANCES (Unless Otherwise Stated)	
Size Range	Tolerance
x≤3	±0.10
3 < x≤ 160	±0.15
160 < x≤ 400	±0.20
400 < x≤ 1000	±0.25
> 1000	±0.3
Angle	±0.5

Third Projection

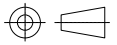

Project NO.	V755T	Unit	mm	NOTES
Part NO.	V755T	Scale	1:1	\
Part Name	Mechanical drawing (without wall mount)	Size	free	
Material	\	Pages	1/1	
Color NO.	\	APV		
Designer				

Sign	VER	Date	Change Description	Designer
\	1.0	\	First release	\
△				
△				
△				





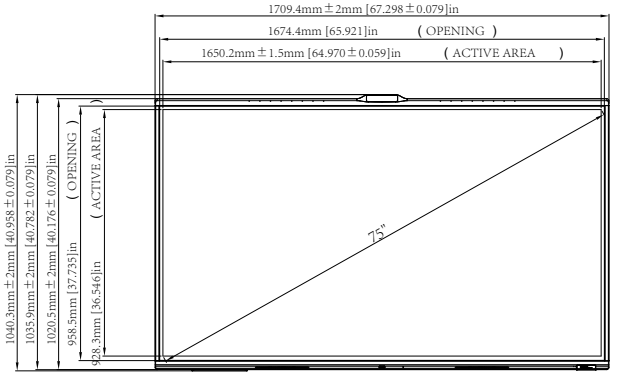

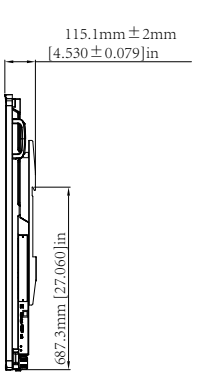

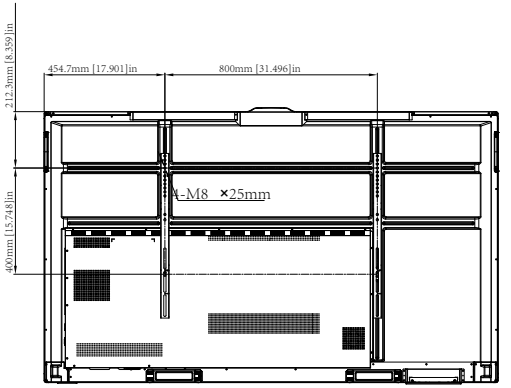

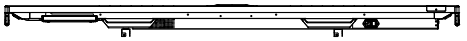

TOLERANCES
(Unless Otherwise Stated)

Size Range	Tolerance
< 63	±0.10
63 < x <= 160	±0.15
160 < x <= 400	±0.20
400 < x <= 1000	±0.25
> 1000	±0.3
Angle	±0.5°

Third Projection

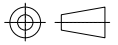

Project NO.	V755T	Unit	mm	NOTES
Part NO.	V755T	Scale	1:1	\
Part Name	Mechanical drawing (with display bracket)	Size	free	
Material	\	Pages	1/1	
Color NO.	\	APV		
Designer				

Sign	VER	Date	Change Description	Designer
\	1.0	\	First release	\
△				
△				
△				

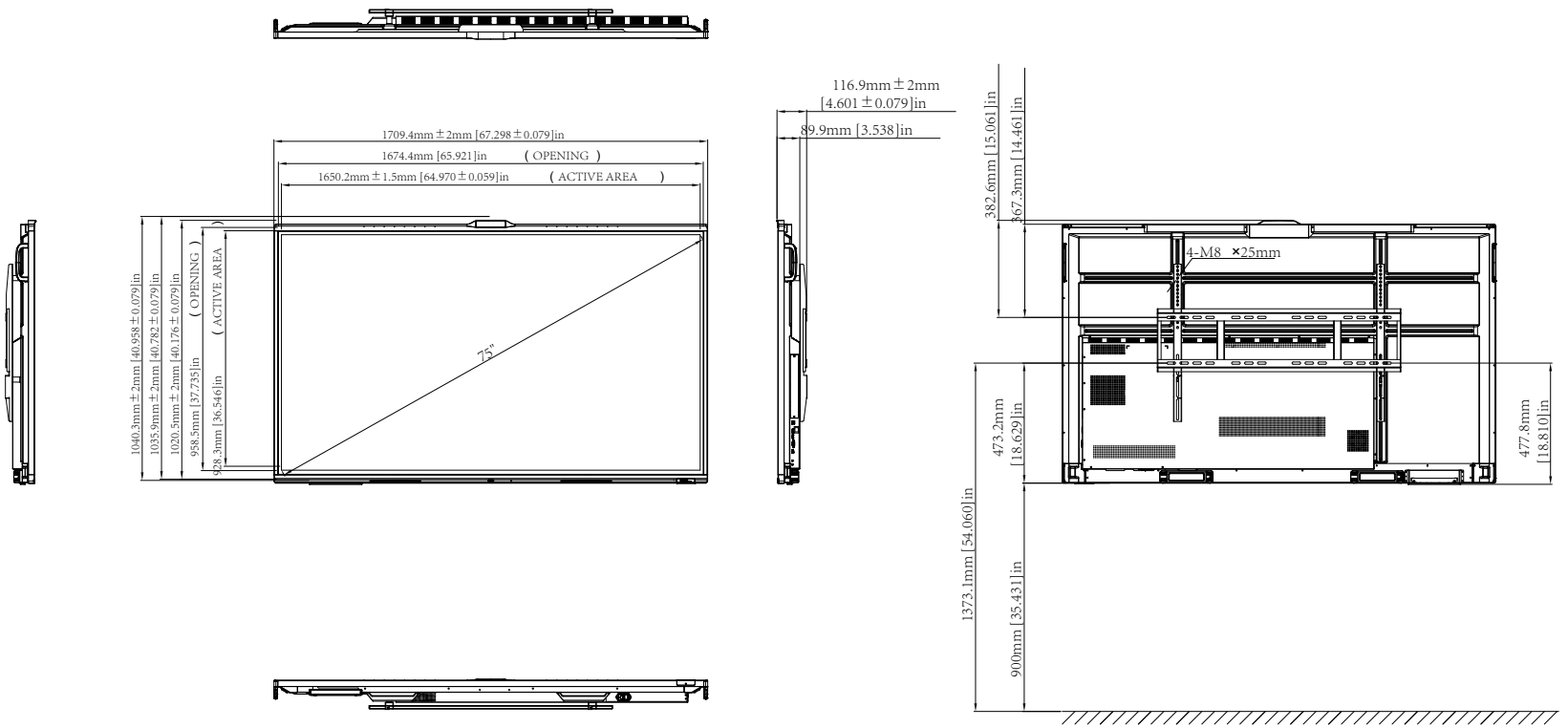

TOLERANCES
(Unless Otherwise Stated)

Size Range	Tolerance
≤ 63	±0.10
63 < x ≤ 160	±0.15
160 < x ≤ 400	±0.20
400 < x ≤ 1000	±0.25
> 1000	±0.3
Angle	±0.5

Third Projection

Project NO.	V755T	Unit	mm	NOTES
Part NO.	V755T	Scale	1:1	\
Part Name	Mechanical drawing (with wall mount)	Size	free	
Material	\	Pages	1/1	
Color NO.	\	APV		
Designer				