

ORTRONICS | COPPER, FIBER & PHYSICAL SUPPORT

NETWORK INFRASTRUCTURE SOLUTIONS CATALOG

legrand®

NETWORK INFRASTRUCTURE SOLUTIONS CATALOG



ORTRONICS I COPPER, FIBER & PHYSICAL SUPPORT

TABLE OF CONTENTS

RESOURCES AND INITIATIVES 4

About Legrand
p.4

Sustainability
p.5

nCompass
p.6

Contractor Resources
p.10

Field Sales Engineering
p.14



COPPER SOLUTIONS 16

Clarity High Density Jacks (HDJ)
p.19

Clarity TracJack
p.23

Clarity Multi-Port Loaded Patch Panels
p.28

TechChoice
p.30

Special Application
p.35

Patch Cords & Cable Assemblies
p.38

COPPER SOLUTIONS CONT.

Rugged Environment & Industrial Rated Solutions
p.46

Clarity Series II
p.48

SNAP Pre-Terminated Systems
p.50



FIBER OPTIC SOLUTIONS 56

Infinium accl*AIM*
p.58

Infinium High Density Enhanced Enclosure System
p.60

Unloaded Modular Panel Systems
p.71

FIBER OPTIC SOLUTIONS CONT.

Q-Series Enclosure Systems
p.75

Passive Optical LAN Splitters
p.82

Infinium Fiber Trunk Cable Assembly Configurator
p.84

Pre-Configured Infinium Patch Cable Assemblies
p.85

Fiber Connectors
p.91

Keyed LC Solutions
p.94

Fiber Workstation Solutions
p.96



OPTICS SOLUTIONS 104

Legrand Transceivers, DACs, and AOCs
p.105

TABLE OF CONTENTS



PHYSICAL SUPPORT SOLUTIONS 108

Mighty Mo 20 Cable Cable Management System
p.110

Standard EIA Racks and Cable Management
p.123

Vertical Managers, Organizers & Rings
p.125

Horizontal Cable Management Panels
p.126

Filler Panels
p.130

Equipment Shelves
p.131

Wall Mount Cabinet Solutions
p.134

Compact Edge Cabinets
p.138

PHYSICAL SUPPORT SOLUTIONS CONT.

Legrand Wall Mount Racks
p.139

Hinged & Vertical Wall Mount Brackets
p.141

Overhead Cable Pathway Racks
p.142



PHYSICAL SUPPORT HARDWARE & ACCESSORIES 145

Bonding Bars & Kits
p.147

Compression Lugs & Taps
p.149

Bonding Jumper & Lugs
p.150

Antioxidant & Isolation Pads
p.151

Runway & Accessories
p.152



CABLOFIL SOLUTIONS 162

Splice & Connector Hardware
p.164

Fast Assembly System (FAS)
p.165

J-Hooks
p.166

Accessories
p.167

Finishes & Certifications
p.168

WARRANTIES 170

Legrand DAT Basic Product Warranty
p.170

FILL CHARTS 173

INDEX 175

ABOUT LEGRAND®

Legrand Introduction

Legrand is the global specialist in electrical and digital building infrastructures. Its comprehensive offering of solutions for use in commercial, industrial, and residential markets makes it a benchmark for customers worldwide. Drawing on an approach that involves all teams and stakeholders, Legrand is pursuing its strategy of profitable and sustainable growth driven by acquisitions and innovation, with a steady flow of new offerings—including connected products stemming from Legrand's global Eliot (Electricity and IoT) program. Legrand is one of the most sustainable companies in the world, as ranked by the Corporate Knights, and is committed to achieving carbon, water, and waste reductions in its operations, deepening its community relationships, and continuously improving the environmental profile of its products. Legrand reported sales of around $7.4 billion (USD) in 2019. Legrand has a strong presence in North and Central America, with a portfolio of well-known market brands and product lines. Legrand is listed on Euronext Paris and is a component stock of indexes including the CAC40, www.legrand.us.

Data, Power, and Control

At Legrand's Data, Power & Control Division we uniquely differentiate ourselves with an intense focus on customer requirements and challenges - responding to those needs with a complete catalog of premium-engineered, purpose-built offers. Each of our brands, including Ortronics, Raritan, Server Technology, and Starline, boasts a long history of solving difficult requirements with innovation and engineering. With the world's largest R&D team focused solely on datacenter whitespace and digital building infrastructure solutions, Legrand's Data, Power, and Control Division offers IT and data center managers a true innovation partner. Our premium, best-in-class designs lead the industry across multiple product categories, while customers still retain the convenience and security of a single vendor.

Global Vision

We transform the spaces where people live and work, through innovative products and solutions that deliver and manage power, light, and data. We do this by relentlessly pursuing both sustainable business practices and the creation of exceptional experiences through the products we design and manufacture, the relationships we build and the way we work.

SUSTAINABILITY

Overview

At Legrand's Data, Power & Control Division, we are committed to providing solutions that enable high performance sustainable buildings, reducing the environmental impacts of our operations, and improving employee and community welfare. The Data, Power & Control Division maintains accountability for the environmental impact of its activities and has integrated a culture of sustainability into daily business practices. The Division is committed to:

- Conducting our business and operations to meet the highest ethical standards, and in an environmentally responsible manner
- Engaging in and contributing to the communities where we conduct business
- Training our employees on best practices for embedding sustainability into our culture, including educational programs on environmental responsibility
- Coordinating environmental compliance with our suppliers
- Introducing innovative products for our customers that support our goals of durability, recyclability, and reflecting our commitment to eco-design

Legrand's Data, Power & Control Division is a member of:

[USGBC Platinum Member, HPDC Member, IWBI Keystone Member, LP50 Member, PEP Association member]

National Partnerships with Community Organizations:

To read more about our sustainability initiatives, across North America visit **www.legrand.us/sustainability**

nCompass

Overview

Since first forming nCompass systems in 2013, Legrand and Superior Essex have offered a streamlined suite of high-performance products specifically designed to optimize your copper and optical fiber structured cabling and connectivity.

By channeling over a century of combined expertise into the all-in-one solution of cabling, jacks, racks, cabinetry and more known as nCompass, we have created the latest and greatest in integrated, innovative, sustainable communications design able to handle everything your network needs.

Legrand North America is the largest division of Legrand – the global specialist in electrical and digital building infrastructures such as power, light and data. In North America, Legrand's high-performance network infrastructure solutions feature well-known product lines, including Cablofil®, Ortronics®, Quiktron®, Raritan®, Servertech®, Starline® and Wiremold®. This comprehensive offering includes copper and fiber optic connectivity, as well as physical infrastructure and power products.

Superior Essex is the leading manufacturer and supplier of communications cable in North America. It works on the forefront of innovation through Power-over-Ethernet technology, Intelligent Buildings and Cities, 5G Fiber infrastructure (including Hybrid and Composite solutions) and by setting the industry's space on sustainability by being the first company in the industry with Zero Waste to Landfill certification.

With joint product development from Legrand and Superior Essex, you're guaranteed not only interoperability but also best-in-class performance for cabling and connectivity systems. Through our use of state-of-the-art research facilities and in-house ETL testing, all nCompass systems products are verified to ensure that they meet and exceed industry performance standards. With its expansive product portfolio with sustainability certifications, nCompass systems also contributes to green building certifications such as LEED, WELL, and Living Building Challenge.

For more information about nCompass please visit: https://www.ncompass-systems.com/

Sustainability Messaging with nCompass Systems

The First Structured Cabling System Contributing Toward Green Building Rating Systems

With the most recent revisions of leading green building rating systems such as LEED, WELL and the Living Building Challenge, the demand for product transparency is greater than ever. Increasingly, building owners and homeowners are seeking to know what is inside their products and to understand the impacts of how they were produced.

This rise in demand for increased transparency calls for manufacturers to explore their own supply chains and manufacturing practices. Legrand® and Superior Essex® recognize that evolution is necessary to truly understand how our manufacturing processes, product design, material selection and supplier relationships can work together to create more sustainable communications products.

To meet these rising consumer demands, those of us at Legrand and Superior Essex have combined our industry-leading expertise in product transparency and sustainable manufacturing into nCompass™ Systems. This solution is the first complete structured cabling system designed to help you reach your goals for green building projects by providing transparent product information for the majority of our copper and optical fiber cable and connectivity products. Customers working on green building projects seeking LEED, WELL and/or Living Building Challenge certification can leverage our numerous nCompass products featuring EPDs, HPDs, Declare labels and Living Product Challenge certifications to meet these specific, sustainable material goals.

Legrand & Superior Essex Product Transparency Contributes to Green Building Rating systems

Rating System	Product Documentation
USGBC MEMBER	hpd VERSION 2.0 · UL CERTIFIED ENVIRONMENTAL PRODUCT DECLARATION · Declare. LIVING PRODUCT CHALLENGE · PEP ecoPASSPORT®
INTERNATIONAL WELL BUILDING INSTITUTE	hpd VERSION 2.0 · Declare. · LIVING PRODUCT CHALLENGE
LIVING BUILDING CHALLENGE	Red List Free · Declare. · LIVING PRODUCT CHALLENGE

HOW SMART BUILDINGS, CABLING & CONNECTIVITY IMPROVE SUSTAINABILITY

Recent advances in communications technologies and the rapid growth of the Internet of Things (IoT) have allowed end-users to rethink the way they control, light and live in their environments. When building systems, services and devices are interconnected over local IP networks through Power-over-Ethernet (PoE) technologies, any building space can be optimized to increase energy efficiency. This type of digital transformation aligns perfectly with the missions of the LEED, WELL and Living Building Challenge standards to enable efficient, regenerative, resilient design that supports occupant health and wellbeing.

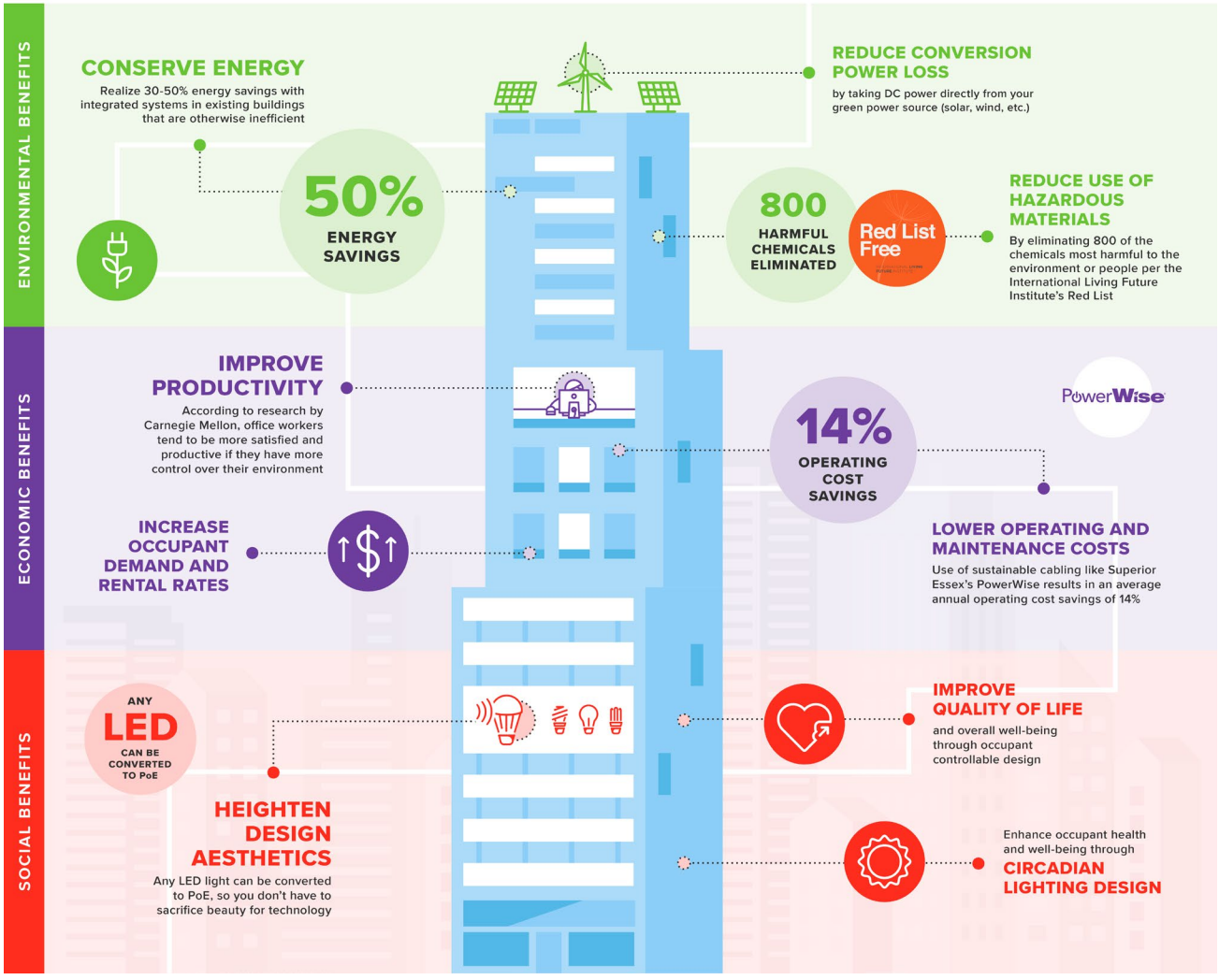

For more information on how Legrand and Superior Essex products can help contribute to your green building certifications, view the nCompass Environmental Leadership Brochure or the Mindful MATERIALS library (https://mindfulmaterials.origin.build/#/materials).

Our Unparalleled Warranties

Our nCompass systems are backed by unprecedented, industry-leading, extended warranties that guarantee the performance, applications, product and labor on certified horizontal and backbone systems to assure that your network will conform to specifications and operate with maximum uptime.

nCompass Premium Performance Limited Lifetime Warranty (up to 40 years)

Copper

nCompass copper systems are designed to deliver the best solutions for your network. Together, Superior Essex and Legrand offer solutions to address your challenges, such as higher performance demands, flexibility, and peace of mind that you will have a reliable network with ample headroom to accommodate greater bandwidth and density needs. All systems meet or exceed industry standards and are backed by an extended warranty.

CAT6A+ U/UTP▪ CAT6A+ F/UTP ▪ CAT6E+ U/UTP ▪ CAT6+ U/UTP ▪ CAT6+ F/UTP ▪ CAT5E+ U/UTP

Fiber

nCompass optical fiber systems are designed with high-performing cabling and connectivity. You have the choice of laser optimized 50-micron (LOMF) OM3/OM4 multimode or bend insensitive single mode fiber cabling with ST, SC, LC and MPO connectivity options for either standard, high or ultra-high-density management. All systems support advanced network performance requirements for LAN, data centers, storage area networks (SAN) and campus environments.

Infinium Quantum® ▪ Infinium Ultra® ▪ Infinium Core® ▪ OM4+ ▪ OM3/OM4 ▪ OS2

nCompass Smart Building Warranty

PowerWise® 1G 4PPoE

nCompass Standard Performance Limited Lifetime Warranty (up to 40 years)

CAT6A F/UTP ▪ CAT6A U/UTP ▪ CAT6A U/UTP (RDC) ▪ CAT6 F/UTP ▪ CAT6 U/UTP ▪ CAT6 U/UTP (RDC) ▪ CAT5E U/UTP

(Please refer to nCompass-systems.com for complete details on warranties and system specification information.)

Always check with Legrand for the latest version of any legal documents

CONTRACTOR RESOURCES

Certified Contractor Partners Program

Knowledgeable, experienced and well-trained contractors ensure a better return on investment for the end customer's network investment. Contractor certification is an important component of successful installations that is often overlooked. Data Infrastructure (Ortronics brand), part of the Data, Power & Control Division (DPC), has developed comprehensive certification programs that provide project design and installation services assurance for our partners.

Certification is at the company level, not individual, although individuals must complete training as part of the company's commitment to being a certified contractor. Only certified contractor companies may offer an extended warranty on behalf of Data Infrastructure (Ortronics brand), of the Data, Power & Control Division.

An extensive network of qualified Legrand Certified Contractors is available globally. Three distinct tier levels have been created to provide support for each project's unique requirements.

CIP-Elite	CIP	CI
• Best partner • Beneficial advantages of industry leaders working together • Highest value to end customer • Capable of supporting national end users • Defined business plan • BICSI RCDDs on staff • Meets training requirements • Proactive Sales Strategy • Value added go-to-market strategy • Knowledge about the latest options for copper and fiber connectivity, racks, cabinets, physical supports, and power for building networks and data center infrastructure • May extend nCompass Limited Lifetime Warranty • May extend 25-year Warranty	• Good business partner • Mid to larger contractor • Local projects • BICSI RCDDs on staff • Project management capabilities • Meets training requirements • Knowledge about the latest options for copper and fiber connectivity, racks, cabinets, physical supports, and power for building networks and data center infrastructure • May extend nCompass Limited Lifetime Warranty • May extend 25-year Warranty	• A smaller contractor • An entry level tier to evaluate new partners • Small projects, MAC & discretionary (cords, jacks) business • Meets training requirements • Access to product & solutions training and information • May extend 25-year Warranty

Contractor company certification must be approved by the Data Infrastructure, DPC Division local sales agency, sales management and training department management. To inquire about becoming a certified contractor company, or if you are looking for a certified contractor for a project, contact your local sales agency. Use the Where To Buy link in the upper right corner of the page (https://www.legrand.us/where-to-buy/shop-local). Select Sales Rep for "Where to Buy" Ortronics or Quiktron for the "Brand Name" and select the best category that identifies "Who you are".

Education

With technology constantly evolving, technology requirements changing, new product and solutions offered, new installation practices needed, it is a challenge to keep up with everything. Whether it is to help someone do their job more efficiently or expand their capabilities, or to help a company learn about new options and technology to better meet their needs or expand their business, Legrand understands that the only effective education and training is one that meets the needs of the learner.

Data Infrastructure (DAT), part of the Data, Power and Control (DPC) Division of Legrand, offers a variety of learning experiences. There is industry training to help keep up with new technologies and solutions, best practices and other relevant topics. There is also training for our certified contractor partners that helps them learn installation tips & tricks, best practices for installing a variety of products and solutions, requirements to maximize the performance of the structured cabling being installed, along with providing peace-of-mind for customers working with a certified contractor.

Industry Training



Legrand (DAT) offers a host of training for all facets of our industry. A host of additional courses can be found on the Legrand University (go.bluevolt.com/Legrand). Our industry experts are able to offer specialized courses on a variety of topics. Many of our courses are available for BICSI CECs as well. Customized training can be offered, also. Topics include, but are not limited to the following:

- Data Center Technologies & Solutions
- Smart Building Technologies & Solutions
- Edge Solutions
- Current Industry Topics
- Technology Trends
- Market and application specific solutions (i.e. Data Center, Edge, Smart Building, Healthcare, Education, Financial, Retail, etc.)

Training for Certified Contractor Partners

Proper application & design, as well as proper installation, are among the critical pillars necessary to bring reliable high-speed data information transport systems to our end users. To ensure proper practices are followed, while providing the appropriate information relevant for different roles, DAT offers two levels of courses for our contractor partners. DAT also provides customized training as requested. This could be splicing training for a contractor just beginning to use splicing or training on time-savings installation practices, etc.

Courses are offered in-person and online. All guidelines and best practices discussed are within TIA requirements and BICSI best practices. The manager-level course is designed to provide top-level managers with the latest information on the telecommunications industry standards requirements, installation efficiency tips, new DAT products and programs, and discussions on topics like the Internet of Things, smart buildings, power over Ethernet (PoE), edge, and data centers, to name a few.

There is also training for the field technician that provides comprehensive information and practical skills for terminating and installing DAT products (copper, fiber, physical support), testing and troubleshooting, tips and tricks to save time and requirements for warranty certification.

Basic Warranty

The basic warranty covers Data Infrastructure (DPC division) products sold through authorized channels. The warranty guarantees cover product repair or replacement, excluding labor costs, from the time of purchase for the term listed below.

- Connectivity, physical support & cable management – 5 yrs.
- Transceivers – 10 yrs.
- Other Active Devices – 1 yr.

This warranty does not require product to be installed by a certified contractor company or to be registered. Full warranty statement is available on Legrand.us in the Network Infrastructure section.



nCompass Limited Lifetime Warranty

Legrand also offers the best warranty in the industry, the nCompass Limited Lifetime warranty with Superior Essex®. To qualify for an nCompass warranty, the structured cabling solution must be comprised of Ortronics/Quiktron connectivity and the corresponding Superior Essex cable. There are standards-compliant solutions and premium solutions that provide headroom above the standards. The complete range of nCompass structured cabling systems are defined on data sheets created for each solution. These data sheets are available at nCompass-systems.com.

When you rely on the performance of your network, it is important that you have a system you can depend on. nCompass systems are backed by extended warranty programs with performance guarantees that are unmatched in the industry, giving you the assurance and peace of mind that your network will conform to specifications and operate with maximum uptime.

The nCompass Premium Limited Lifetime Warranty guarantees product repair or replacement from the time of purchase including labor costs. Performance is guaranteed above the standards and is stated on the specific solutions data sheet. This warranty is issued when a DAT (Ortronics) Certified Contractor Company (CIP-Elite or CIP) installs approved Superior Essex cable and Ortronics connectivity, including Clarity® patch cords by Legrand. This set of solutions include a fiber solution that only has 0.75dB total connection loss in a channel consisting of 100 meters of MM or SM fiber, along with a cassette and patch cord at each end. This solution is unmatched in the industry today.

In addition to the nCompass Premium Limited Lifetime Warranty, the nCompass Standard Limited Lifetime Warranty provides warranty assurance that the system performance will meet the standards. This warranty may be issued when a Certified Contractor (CIP-Elite or CIP) installs approved Superior Essex cable and Ortronics/Quiktron connectivity including patch cords, as listed on the specific solutions data sheet.

Go to www.ncompass-systems.com for more information about nCompass solutions and warranties, including data sheets, and full warranty statements.

25-Year Certified Warranty & Installation

Legrand also offers a 25-year warranty on projects installed by any DAT certified contractor company, at any tier.

- Guarantees product repair or replacement including labor costs.
- A DAT certified contractor company, in good standing, must install the connectivity. Cable is included if from an approved manufacturer. (Some exclusions may apply. Contact the DAT Training & Technology Department with questions.)
- All requirements of the Legrand certification and warranty program must be met, which includes having the certified contractor company register the project for warranty.

Always check with Legrand for the latest version of any legal documents

If you require further information about our programs, training or warranties, please call the DAT Training & Technology Department at (INT) +1 860.405.2988.

FIELD SALES ENGINEERING

Flawless Deployment Of Your Project

Legrand is transforming the way IT infrastructure is being deployed. Simplify installation and maintenance by utilizing the Legrand Field Sales Engineering team. This value-added resource is comprised of highly-skilled engineers and product managers that represent the service and support layer of Legrand. Our team will help support your projects – delivering practical solutions to common problems, flawless deployment, and immediate return on your investment

Field Sales Engineering provides

Design Support

- Detailed Planning for growth and scalability
- Layouts
- Drawings
- Situational Analysis
- RFI/RFP Review

Implementation

- Tech Support
- Product Training
- Installation Support
- Specification Validation
- Configuration Support
- Specification Document Review

To engage Legrand's Field Sales Engineering team

Email: PSET@LEGRAND.US

Phone number: 1.877.717.0498

Where to Purchase



To place orders, locate a Distributor or Legrand Sales Rep in your area by scanning this QR code:

LEGRAND RVP's:

RVP	EMAIL	TERRITORY
Kathy Collins	Kathy.Collins@Legrand.us	CT, DE, IN, KY, MA, ME, MI, MN, ND, NH, NJ, NY, OH, PA, RI, SD, VT, WI, WV
Tom Miles	Tom.Miles@Legrand.us	AL, AR, DC, FL, GA, IA, IL, KS, LA, MD, MO, MS, NC, NE, OK, SC, TN, TX, VA
Tom Feiden	Tom.Feiden@Legrand.us	AK, AZ, CA, CO, HI, ID, MT, NM, NV, OR, UT, WA, WY

COPPER SOLUTIONS

Our Copper Solutions deliver exceptional value and performance backed by customer support that is unparalleled in the marketplace. We offer a range of jacks, patch panels, workstation mounting accessories, EZ Patch™ packaging solutions, and copper patch cords that complement our custom and standard copper solutions – for a fully integrated system.



Key

1. Shielded Clarity High Density Jacks
2. Shielded Clarity Patch Panels
3. Mighty Mo 20 Rack System
4. Shielded Clarity Patch Cords
5. Clarity HDJ Workstation Face Plates
6. Clarity High Density Surface Mount Boxes

COPPER SOLUTIONS



Premium

Clarity® connectivity and premium patch cords offer unmatched performance and reliability in the industry.



Standard

TechChoice® connectivity and standard performance patch cords provide an option for networks that require quality components at competitive prices with quick delivery times.

SYSTEM FEATURES		
Doubled RU Space with High Density Solutions to Address the Challenge of Space Limitations	Yes	No
Intertek ETL Verified Components for 3rd Party Verified Premium Performance	Yes	No
PoE Rated for 1.5+ Amps Per Circuit Trace with Arcing Erosion Migration to Support High Powered PoE up to 100W	Yes	Yes
Front or Rear Loading Jacks for Flexible Installation Scheduling	Yes	No
Full Suite of Patch Panel Solutions to Match Aesthetics for an Integrated Legrand System	Yes	No
Mixed Media Capabilities for a Dynamic, Expandable Network within an Existing Footprint	Yes	No
More than 50 Years of Innovation for Minimized Installation and service Time	Yes	Yes
Patch Panels with Rear Cable Management to Protect the Integrity of Connections	Full Line	Limited
nCompass™ Warrantied Solutions Guarantee Premium Performance Headroom	Premium	Standard
Jacks, panels, workstation and patch cables within performance line	Clarity/HDJ/TracJack/ EZ Patch/PowerWise	TechChoice/KT2J/ KTS/Q-Series

COPPER SOLUTIONS

Copper Jacks Comparison Guide

	Clarity		TechChoice (Keystone)	
PRODUCT SERIES	HDJ	TracJack	KT2J	KS
	HDJx-XX	TJx00-XX / TJ6A-XX	KT2Jx-XX	KSxA-XX
				
PERFORMANCE	**Premium Performance**		**Standard Performance**	
Workstation / Panel / Both	Both	Workstation	Both	Both
Patch Panel Compatibility	Unloaded HD Series	–	Unloaded SP Series	
Category Rating	5E/6/6A	5E/6/6A	5E/6/6A	5E/6
Termination Method	Lacing Cap (Crimp)	110 Punch Down	Lacing Cap (Crimp)	110 Punch Down
Loading	Rear	Front	Rear	Rear
Shielded Option	HDJS	TJS	KSFTP	
Where's the Opportunity	High-Performance Data Networks University Campuses Commercial Leaders Healthcare	High-Performance Data Networks University Campuses Commercial Leaders Healthcare	Municipal General Government K-12 Open Spec Commercial	Municipal K-12 Open Spec Commercial
Colors * Standard color is Fog White. Choose from additional colors by adding suffix designation.	Black (-00) Blue (-36) Dark Gray (-78) Green (-45) Ivory (-13) Orange (-43) Red (-42) Violet (-27) White (-88) Yellow (-44)	Black (-00) Blue (-36) Dark Gray (-78) Wiremold Ivory (-99) Gray (-68) Green (-45) Ivory (-13) Orange (-43) Red (-42) Violet (-27) White (-88) Yellow (-44)	Black (-00) Blue (-36) Wiremold Ivory (-99) Gray (-68) Green (-45) Orange (-43) Red (-42) Violet (-27) White (-88) Yellow (-44)	Black (-00) Blue (-36) Wiremold Ivory (-99) Gray (-68) Green (-45) Orange (-43) Red (-42) White (-88) Yellow (-44)
POE RATING	Rated up to 1.5 Amps per Circuit Trace. Supports up to 100W. Arc Erosion Mitigation			

Note: Single jacks must be ordered in quantities of 20. Termination tools supplied with HDJ and KT2J.

ADDITIONAL CONNECTOR TYPES *Additional connectors available in limited color options	F-Conn Coax HDMI Blanks 3.5mm Audio DC Barrel Connector Fiber: Duplex LC Simplex SC MPO	RCA F-Conn Coax 3.5mm Audio BNC S-Video Blanks Fiber: LC, Duplex SC, ST	Blanks	S-Video BNC Connector HDMI USB 2.0 3.5mm Audio ¼ in Stereo F-Conn Coax RCA Blanks Fiber: LC, MTRJ, Simplex SC, ST

COPPER SOLUTIONS

Clarity High Density Jacks (HDJ)

High Density Jacks (HDJ) - Unshielded – Premium Solutions

(Rear Loading, Lacing Cap Termination)
Clarity High Density Jacks (HDJ) unshielded are available in CAT5E, CAT6 and CAT6A, featuring lacing cap termination with icon slot for port ID. Jacks are sold in carton of 20, or bulk pack of 25, termination tool is included with each carton.

Features:

- High density, up to 48 ports in 1RU
- Quicker installs and more efficient moves, adds and changes

The following Part Numbers are offered globally: HDJ5E-78, HDJ6-00, HDJ6-36, HDJ6-44, HDJ6-88, HDJ6A-00, HDJ6A-36, HDJ6A-44, HDJS625, HDJS6A25, HDJBL10-00

PART NO.	DESCRIPTION
HDJ5E-XX	Clarity CAT5E High Density Jack, UTP, T568A/B
HDJ6-XX	Clarity CAT6 High Density Jack, UTP, T568A/B
HDJ625-XX	Clarity CAT6 High Density Jack, UTP, T568A/B, 25 Pack
HDJ6A-XX	Clarity CAT6A High Density Jack, UTP, T568A/B
HDJ6A25-XX	Clarity CAT6A High Density Jack, UTP, T568A/B, 25 Pack
HDJTJA20	Clarity High Density Jack to TracJack Adapter, 20-Pack Fog White
HDJBL10-YY	Clarity High Density Jack 1-Port Blank, 10 Pack
PRTICON-XX	Color Coded Port ID Icon for HDJ, HDJS, KT2J, KS and KSFTP

Note: Fiber Optic Modules also available – See Fiber Optic HDFM Adapter Panel (page 73)



HDJ6-36



HDJBL10-00

REMOVE -XX FOR FOG WHITE, FOR OTHER COLORS REPLACE XX WITH TAIL CODES FROM LIST BELOW

Standard	-00	-13	-27	-36	-42	-43	-44	-45	-78	-88	-99
Fog White	Black	Ivory	Violet	Blue	Red	Orange	Yellow	Green	Dark Gray	White	Wiremold Ivory

Standard quantities are packs of 20 (00, 36, 88 available in bulk packs of 25)



PRTICON

REMOVE -YY FOR FOG WHITE, FOR OTHER COLORS REPLACE YY WITH TAIL CODES FROM LIST BELOW

STANDARD	-00	-13	-78	-88
Fog White	Black	Ivory	Dark Gray	White

High Density Jacks (HDJS) – Shielded – Premium Solutions

(Rear Loading, Lacing Cap Termination)
Clarity High Density Jacks (HDJS) shielded are available in CAT6 and CAT6A, featuring lacing cap termination. Shielded HDJ modules accept colored icon inserts for high visibility port identification.

PART NO.	DESCRIPTION
HDJS6	Clarity Shielded CAT6 High Density Jack Plenum Rated
HDJS625	Clarity Shielded CAT6 High Density Jack Plenum Rated, 25 Pack
HDJS6A	Clarity Shielded CAT6A High Density Jack Plenum Rated
HDJS6A25	Clarity Shielded CAT6A High Density Jack Plenum Rated, 25 Pack
HDJBL10-YY	Clarity High Density Jack 1-Port Blank, 10 Pack



HDJS6A

COPPER SOLUTIONS

Clarity High Density Jacks (HDJ)

HDJ Unshielded (UTP) Patch Panels – Premium Solutions

24, 48 and 72-port Clarity HDJ unloaded patch panels. Available in flat and angled. Accepts rear-loading HDJ series jacks or modules. Includes rear wire manager.

FLAT		ANGLED		
Black	White	Black	White	
PART NO.				**DESCRIPTION**
PHDHJU24	PHDHJU24-W	PHAHJU24	PHAHJU24-W	24-Port HDJ Unloaded Patch Panel, 1RU
PSDHJU48	PSDHJU48-W	PSAHJU48	PSAHJU48-W	48-Port Standard Density HDJ Unloaded Patch Panel, 2RU
PHDFMU48	-	-	-	48-Port HDJ Unloaded Fiber Panel Kit, with Label Bar, 1RU
PHDHJU48	PHDHJU48-W	PHAHJU48	PHAHJU48-W	48-Port HDJ Unloaded Patch Panel, 1RU
PHDHJU72	PHDHJU72-W	PHAHJU72	PHAHJU72-W	72-Port HDJ Unloaded Patch Panel, 2RU
HDCM001	-	-	-	Fiber Rear Cable Management Tray, 1RU, Management Spools Included



PHDHJU24-W



PSAHJU48-W



PHAHJU72

LCS3 Panel System for High Density Jack

Front loading panel for HDJ, integrated cable management.
Accepts HDJ (UTP), HDJS (FTP), HDFM, and HDJ AV connectors.

PART NO.	DESCRIPTION
PATCH PANELS	
033-682	Standard Flat Patch Panel Empty (no Cassettes)
033-683	24 Port Standard Density Flat Patch Panel with 6-port Cassettes, 1U
033-684	48 Port High Density Flat Patch Panel with 12-port Cassettes, 1U
CASSETTES	
033-680	Standard Density Cassette to Load with 6 HDJ Modules
033-681	High Density Cassette to Load with 12 HDJ Modules
ACCESSORIES	
033-685	Blanking Cassette, Occupies 1 Cassette Opening

NOTE: All panels and cassettes are sold unloaded, HDJ connectors sold seperately



033-683



033-681



033-685

COPPER SOLUTIONS

Clarity High Density Jacks (HDJ)

HDJ Shielded (FTP) Patch Panels – Premium Solutions

24 and 48-Port Clarity HDJ shielded, unloaded patch panels. Available in flat and angled, accepts HDJS series jacks. Jacks rear load into panel. Includes rear wire manager and ground lugs.

FLAT		ANGLED		
Black	White	Black	White	
PART NO.				**DESCRIPTION**
PHDHDJSU24	PHDHDJSU24-W	PHAHDJSU24	PHAHDJSU24-W	24-Port HDJ Shielded, Unloaded Patch Panel, 1RU
PHDHDJSU48	PHDHDJSU48-W	PHAHDJSU48	PHAHDJSU48-W	48-Port HDJ Shielded, Unloaded Patch Panel, 1RU
PSDHDJSU48	PSDHDJSU48-W	PSAHDJSU48	PSAHDJSU48-W	48-Port HDJ Shielded, Unloaded Patch Panel, 2RU



PHDHDJSU48

HDJ Workstation Face Plates & Frames – Premium Solutions

HDJ wall plates and frames are supplied with labeling fields and mounting hardware. Accepts rear-loading HDJ series jacks or modules.

PART NO.	DESCRIPTION
403HDJ11-XX	1-Port Face Plate, HDJ Jack, Single-Gang
403HDJ12-XX	2-Port Face Plate, HDJ Jack, Single-Gang
403HDJ13-XX	3-Port Face Plate, HDJ Jack, Single-Gang
403HDJ14-XX	4-Port Face Plate, HDJ Jack, Single-Gang
403HDJ16-XX	6-Port Face Plate, HDJ Jack, Single-Gang
403HDJ212-XX	12-Port Face Plate, HDJ Jack, Dual-Gang
403SHDJ11	1-Port Face Plate, HDJ Jack, Single-Gang Stainless Steel
403SHDJ12	2-Port Face Plate, HDJ Jack, Single-Gang Stainless Steel
403SHDJ13	3-Port Face Plate, HDJ Jack, Single-Gang Stainless Steel
403SHDJ14	4-Port Face Plate, HDJ Jack, Single-Gang Stainless Steel
403SHDJ16	6-Port Face Plate, HDJ Jack, Single-Gang Stainless Steel
403SHDJ28	8-Port Face Plate, HDJ Jack, Single-Gang Stainless Steel
403SHDJ212	12-Port Face Plate, HDJ Jack, Dual-Gang Stainless Steel
419HDJ2-XX	2-Port HDJ Rectangular Stylistics Frame
419HDJ4-XX	4-Port HDJ Rectangular Stylistics Frame
40300270	Single Gang Cover Plate with Label Fields
40300271	Double Gang Cover Plate with Label Fields

NOTE: Remove -XX for Fog White, for other colors, replace XX with 00 (Black), 13 (Ivory), 78 (Dark Gray), 88 (White), 99* (Wiremold Ivory). * MOQ required, contact customer service.



403HDJ16-88



403SHDJ14



419HDJ2-13



40300270

HDJ Surface Mount Boxes – Premium Solutions

Compatible with HDJ series jacks and modules. Label field, screws and double-sided adhesive tape are included for mounting onto almost any surface.

PART NO.	DESCRIPTION
404HDJ1-XX	1-Port HDJ Plastic Surface Mount Box, Plenum Rated
404HDJ2-XX	2-Port HDJ Plastic Surface Mount Box, Plenum Rated
404HDJ4-XX*	4-Port HDJ Plastic Surface Mount Box
404HDJ6-XX	6-Port HDJ Plastic Surface Mount Box

NOTE: Remove -XX for Fog White, for other colors, replace XX with 88 (White).
* Additional colors available, contact customer service for details



404HDJ1

COPPER SOLUTIONS

Clarity High Density Jacks (HDJ)

HDJ Bezels – Premium Solutions

HDJ Furniture plates and bezels accept HDJ series jacks or modules to enable mounting in Raceways, Floor Boxes, furniture and more.

PART NO.	DESCRIPTION
419HDJ2-XX	2-Port HDJ Rectangular Stylistics Frame
419HDJ4-XX	4-Port HDJ Rectangular Stylistics Frame
421HDJ-XX*	3-Port HDJ Furniture Adapter Plate, 40700071/72/73
421HDJ4-XX	4-Port HDJ Furniture Plate, TIA-569 Opening
AB2HDJ-XX	2-Port Bezel AB, HDJ, Fits WM RFB4 RT Series Brackets, 10-Pack
S21HDJ10-YY	1-Port HDJ, Series II, 1 Unit, 10 Pack Fog White
S22HDJ10-YY	2-Port HDJ, Series II, 1 Unit, 10 Pack Fog White
HDJTJA20	HDJ to TracJack Adapter, 20 Pack, Fog White

NOTE: Remove -XX for Fog White, for other colors, replace XX with 00 (Black), 78 (Dark Gray), 88 (White).
*Available in 13 (Ivory).

Remove -YY for Fog White; other colors replace YY with 00 (Black), 88 (White). Check with CS for MOQ on 13 (Ivory), 99 (Wiremold Ivory).



AB2HDJ-78



421HDJ4



S22HDJ10

HDJ Multimedia Modules – Premium Solutions

Clarity High Density Jack multimedia modules create a quality solution for your unique installation requirements.

Fiber HDJ Modules are available on 73.

PART NO.	DESCRIPTION
HDJF-XX	HDJ F Connector, F/F 75 Ohm
HDJHDMI-XX	HDJ HDMI Connector, F/F
HDJBL10-XX	1-Port HDJ Blank, 10 Pack
HDJ21DCA-XX	HDJ Barrel Connector, Type A
HDJ35ST-XX	HDJ 3.5mm Stereo Jack, F/F, 180° Exit

NOTE: Remove -XX for Fog White, for other colors, replace XX with 00 (Black), 78 (Dark Gray), 88 (White).



HDJHDMI

Color-Coded Icons – Premium Solutions

Color-coded designation tabs are for port identification and install directly on HDJ jacks. These icons come blank standard, for customization and pad printing, contact customer service for more information. Compatible with HDJ, HDJS, KT2J, KS and KSFTP jacks. 25 Pack

PRTICON-XX	REMOVE -XX FOR STANDARD FOG WHITE. For additional colors replace -XX with a color suffix below	
-00 Black	-36 Blue	-45 Green
-13 Ivory	-42 Red	-78 Dark Gray
-22 Pink	-43 Orange	-88 White
-27 Violet	-44 Yellow	-99 Wiremold Ivory



HDJ21DCA



HDJ21DCA

Tools

Crimp and termination tools to be used for Clarity HDJ Shielded and Unshielded Jacks. Plastic crimp termination tool is included with purchase of standard carton of HDJ jacks.

PART NO.	DESCRIPTION
HDJPCT-4PK	Plastic Crimp Termination Tool, Replacement Pack, 4 Pack
HDJHCT	Heavy Duty, Handled Crimp Termination Tool, Metal



HDJHCT

COPPER SOLUTIONS

Clarity TracJack

TracJack – Unshielded (UTP) – Premium Solutions

(Front Loading, 110-Type Termination)
Clarity TracJacks are a front loading solution designed for the workstation. Larger module size provides better visibility and more area to lace and terminate cables.

PART NO.	DESCRIPTION
TJ5E00-XX	TracJack CAT5E Universal A/B Wiring
TJ5E45-YY*	TracJack CAT5E 45° Exit, Universal A/B Wiring
TJ600-XX	TracJack CAT6 Universal A/B Wiring
TJ645-YY*	TracJack CAT6 45° Exit, Universal A/B Wiring
TJ6A-XX	TracJack CAT6A Universal A/B Wiring
HDJTJA20	Clarity High Density Jack to TracJack Adapter, 20-Pack Fog White

*Lead time may vary, contact customer service for up to date information.



TJ600

PART NO.	DESCRIPTION
42100002-XX	TracJack 1-Port Blank, 10 Pack

NOTE: Remove -XX for Fog White, for other colors, replace XX with 00 (Black), 13 (Ivory), 78 (Dark Gray), 88 (White), 99 (Wiremold Ivory).
*Available in 13 (Ivory).



HDJTJA20



42100002-88

REMOVE -XX FOR FOG WHITE, FOR OTHER COLORS REPLACE XX WITH TAIL CODES FROM LIST BELOW

STANDARD	-00	-13	-22	-23	-24	-25	-26	-27
Fog White	Black	Ivory	Light Red	Light Orange	Light Yellow	Light Green	Light Blue	Purple
-36	-42	-43	-44	-45	-68	-78	-88	-99
Blue	Red	Orange	Yellow	Green	Light Gray	Dark Gray	White	Wiremold Ivory

-22, -23, -24, -25, -26 available in Cat 5E & 6 only.

REMOVE -YY FOR FOG WHITE, FOR OTHER COLORS REPLACE YY WITH TAIL CODES FROM LIST BELOW

STANDARD	-00	-13	-36	-42	-43	-44	-45	-88	-99
Fog White	Black	Ivory	Blue	Red	Orange	Yellow	Green	White	Wiremold Ivory

COPPER SOLUTIONS

Clarity TracJack

TracJack – Shielded (FTP) – Premium Solutions

(Front Loading, 110-Type Termination)
Clarity Shielded TracJacks are a front loading solution designed for the workstation. Larger module size provides better visibility and more area to lace and terminate cables.

PART NO.	DESCRIPTION
TJS5E00	TracJack Shielded CAT5E 180° Exit, Universal A/B Wiring
TJS600	TracJack Shielded CAT6 180° Exit, Universal A/B Wiring
TJS6A	TracJack Shielded CAT6A 180° Exit, Universal A/B Wiring
42100002-XX	TracJack 1-Port Blank, 10 Pack

NOTE: Remove -XX for Fog White, for other colors, replace XX with 00 (Black), 13 (Ivory), 78 (Dark Gray), 88 (White), 99 (Wiremold Ivory).



TJS600

TracJack Panels – Premium Solutions

(Front Loading)
TracJack Panels accept unshielded front loading TracJack modules.

PART NO.	DESCRIPTION
401045289	16-Port TracJack Panel with Bezel 1.75 in X 19 in
401045290	24-Port TracJack Panel with Bezel 3.5 in X 19 in
401045291	32-Port TracJack Panel with Bezel 3.5 in X 19 in
401045292	48-Port TracJack Panel with Bezel 5.25 in X 19 in



401045292

TracJack Plastic Face Plates – Premium Solutions

Face Plates accept front loading TracJack jacks and modules. Include label fields and mounting hardware.

PART NO.	DESCRIPTION
40300270-XX	Single-Gang Cover Plate with Label Fields
40300271-XX	Double-Gang Cover Plate with Label Fields
40300549-XX	1-Port TracJack Single-Gang Plastic Face Plate
40300548-XX	2-Port TracJack Single-Gang Plastic Face Plate
40300547-XX	3-Port TracJack Single-Gang Plastic Face Plate
40300546-XX	4-Port TracJack Single-Gang Plastic Face Plate
40300545-XX	6-Port TracJack Single-Gang Plastic Face Plate
40300555-XX*	6-Port TracJack Dual-Gang Plastic Face Plate
40300554-XX	8-Port TracJack Dual-Gang Plastic Face Plate
40300620-XX	12-Port TracJack Dual-Gang Plastic Face Plate

NOTE: Remove -XX for Fog White, for other colors, replace XX with 00 (Black), 13 (Ivory) 88 (White).
*Also available in 99 (Wiremold Ivory).



40300270-88



40300546



40300554

COPPER SOLUTIONS

Clarity TracJack

TracJack Stainless Steel Face Plates – Premium Solutions

Stainless steel face plates accept front loading TracJack series jacks and modules.

PART NO.	DESCRIPTION
403STJ11	1-Port TracJack Single-Gang Stainless Steel Face Plate
403STJ12	2-Port TracJack Single-Gang Stainless Steel Face Plate
403STJ13	3-Port TracJack Single-Gang Stainless Steel Face Plate
403STJ14	4-Port TracJack Single-Gang Stainless Steel Face Plate
403STJ16	6-Port TracJack Single-Gang Stainless Steel Face Plate
403STJ28	8-Port TracJack Single-Gang Stainless Steel Face Plate
403STJ212	12-Port TracJack Double-Gang Stainless Steel Face Plate
403STJ1WP	Wall Phone TJ Stainless Steel Face Plate



403STJ12



403STJ16

TracJack Workstation Surface Mount Boxes – Premium Solutions

Compatible with TracJack series jacks. Product dimensions are listed by length, width and height.

PART NO.	DESCRIPTION
404TJ1-XX	1-Port TracJack, Plenum Rated
404TJ2-XX	2-Port TracJacks, 2.59 in x 2.27 in x 1.20 in, Plenum Rated
404TJ2X2-XX	4-Port TracJacks, 4.0 in x 2.42 in x 1.16 in, Jacks Exit from Both Sides
404TJ4-XX	4-Port TracJacks, 4.80 in X 3.6 in X 1.16 in
404TJ6-XX	6-Port TracJacks, 7 in X 4.5 in X 1.16 in

NOTE: Remove -XX for Fog White, for other colors, replace XX with 00 (Black), 13 (Ivory) 88 (White).



404TJ2



404TJ2X2



404TJ4



404TJ6

COPPER SOLUTIONS

Clarity TracJack

TracJack Workstation Bezels – Premium Solutions

Legrand offers TracJack bezels for most furniture systems. Bezels easily snap mount into furniture, requiring no special tools. Bezels are ruggedly constructed from high impact thermo-plastic 94V-0 rated.

PART NO.	DESCRIPTION
40300270-XX	Single-Gang Cover Plate with Label Fields
40300271-XX	Double-Gang Cover Plate with Label Fields
40300575-XX	Holds (6) TracJacks, Fits Herman Miller Baseline Furniture Openings 1.89 in x 2.99 in (+.015) for .063 in Thick Material
40300576	Holds (6) TracJacks, Fits Herman Miller Beltline Furniture Openings 2.35 in x 3.41 in (+.015) for .125 in Thick Material, Fog White
40300577	Holds (4) TracJacks, Fits Herman Miller Beltline Furniture Openings 2.35 in x 3.41 in (+.015) for .125 in Thick Material, Fog White
40300577-00	Holds (4) TracJacks, Fits Herman Miller Beltline Furniture Openings 2.35 in x 3.41 in (+.015) for .125 in Thick Material, Black
40300633-XX	Holds (4) TracJacks, Two-piece Base and Cover, Adjustable to Fit a Range of Common Furniture Openings 2.67 in–2.75 in x 1.34 in–1.41 in for .065 in Thick Material
40800017-XX	106 Baseplate, Holds (2) TracJacks
40800019-XX	106 Baseplate, Holds (4) TracJacks
41900017-XX	Stylistic TracJack Frame, Single gang 3-Port cover, 2.75 in x 4.5 in
41900018-XX*	Stylistic TracJack Frame, Single gang 4-Port cover, 4.5 in x 4.5 in
421TJ3.5-XX	3-Port TracJack Furniture Plate, TIA-569 Opening
42100009-XX	3-Port Adapter Plate, Front Loadable
42100054-XX	3-Port Adapter Plate, Rear Loadable, 5 Pack
Products below must be used with 42100009 or 42100054	
40700071	0.125 in Deep Bezel Mounts Adapter Plate to 2.71 in x 1.38 in (+0.035) Opening
40700072	0.625 in Deep Bezel Mounts Adapter Plate to 2.71 in x 1.38 in (+0.035) Opening
40700073	1.0 in Deep Bezel Mounts Adapter Plate to 2.71 in x 1.38 in (+0.035) Opening

NOTE: Remove -XX for Fog White, for other colors, replace XX with 00 (Black), 88 (White).
*Also available in 99 (Wiremold Ivory).


40300575


40300633


40800017


40800019


41900017


41900019


40700071


40700072


40700073

TracJack Multimedia Inserts – Premium Solutions

TracJack® footprint is front loading and supports a number of A/V and data modules. It's ideal for combining A/V with our high performance Clarity® workstation products. The TracJack footprint can also be used with Series II® through the use of an adapter bezel.

Fiber TracJack Modules are available on page 98.

PART NO.	DESCRIPTION
63730003-XX	TracJack CAT3, 8-Position, 110, T568A/B
63700005-XX	TracJack 6-Position, 6C, 110, USOC
63700006-YY	TracJack F Connector 75 ohm, F/F
63700023-XX	TracJack, BNC, Feedthru
63700069-XX	TracJack 3.5mm Stereo Jack Feedthru
63700087-XX	TracJack Recessed F Connector 75 ohm, F/F

NOTE: Remove -XX for Fog White, for other colors, replace XX with 00 (Black), 13 (Ivory), 26 (Light Blue), 68 (Light Gray), 78 (Dark Gray), 88 (White), 99 (Wiremold Ivory). Colors and lead times may vary, contact customer service.

Remove -YY for Fog White, replace YY with 78 (Dark Gray).
Colors and lead times may vary, contact customer service for availability.


63700006


63730003-88


63700023


63700087

TracJack Workstation Icons – Premium Solutions

Color-coded designation icons are for port identification and install directly on TracJack jacks, 100 pack.

PART NO.	DESCRIPTION
40300100	TracJack Icon, Voice, Black
40309500	TracJack Icon, Blank, Fog White
40313100	TracJack Icon, Voice, Ivory
40313200	TracJack Icon, Data, Ivory
40322100	TracJack Icon, Voice, Lt Red
40322200	TracJack Icon, Data, Lt Red
40322500	TracJack Icon, Blank, Lt Red
40323200	TracJack Icon, Data, Lt Orange
40323500	TracJack Icon, Blank, Lt Orange
40324100	TracJack Icon, Voice, Lt Yellow
40324200	TracJack Icon, Data, Lt Yellow
40324500	TracJack Icon, Blank, Lt Yellow
40325100	TracJack Icon, Voice, Lt Green
40325200	TracJack Icon, Data, Lt Green
40325500	TracJack Icon, Blank, Lt Green
40326100	TracJack Icon, Voice, Lt Blue
40326200	TracJack Icon, Data, Lt Blue
40326500	TracJack Icon, Blank, Lt Blue
40327100	TracJack Icon, Voice, Purple
40327200	TracJack Icon, Data, Purple
40327500	TracJack Icon, Blank, Purple
40328100	TracJack Icon, Voice, Lt Gray
40328200	TracJack Icon, Data, Lt Gray
40336500	TracJack Icon, Blank, Dark Blue
40343200	TracJack Icon, Data, Orange



Assorted Workstation Icons

COPPER SOLUTIONS

Clarity Multi-Port Loaded Patch Panels

CAT5E with 6-port Modules – Premium Solutions

12, 24, 48, and 96-port patch panels are available in the traditional multi-port panel format with 6-port modules for CAT5E performance. Large termination bay allows for high visibility and more space for wiring during terminations. Includes rear wire manager.

FLAT		ANGLED		
Black	White	Black	White	
PART NO.				**DESCRIPTION**
PSD5E6U12	-	-	-	12-Port CAT5E Patch Panel – Universal Wired T568A/B, 1RU
PHD5E6U24	PHD5E6U24-W	PHA5E6U24	PHA5E6U24-W	24-Port CAT5E Patch Panel – Universal Wired T568A/B, 1RU
PHD5E6U48	-	PHA5E6U48	PHA5E6U48-W	48-Port CAT5E Patch Panel – Universal Wired T568A/B, 2RU
PSD5E6U24	-	-	-	24-Port CAT5E Patch Panel – Universal Wired T568A/B, 2RU



PHA5E6U48-W

CAT6 with 6-port Modules – Premium Solutions

12, 24, 48, 96-port patch panels are available in the traditional multi-port panel format with 6-port modules for CAT6. Large termination bay allows for high visibility and more space for wiring during terminations. Includes rear wire manager.

FLAT		ANGLED		
Black	White	Black	White	
PART NO.				**DESCRIPTION**
PSD66U12	-	-	-	12-Port CAT6 Patch Panel – Universal Wired T568A/B, 1RU
PSD66U24	-	-	-	24-Port CAT6 Patch Panel – Universal Wired T568A/B, 2RU
PHD66U24	PHD66U24-W	PHA66U24	PHA66U24-W	24-Port CAT6 Patch Panel – Universal Wired T568A/B, 1RU
PSD66U48	-	-	-	48-Port CAT6 Patch Panel – Universal Wired T568A/B, 4RU
PHD66U48	PHD66U48-W	PHA66U48	PHA66U48-W	48-Port CAT6 Patch Panel – Universal Wired T568A/B, 2RU
PHD66U96	-	-	-	96-Port CAT6 Patch Panel – Universal Wired T568A/B, 4RU



PHD66U24

COPPER SOLUTIONS

Clarity Multi-Port Loaded Patch Panels

CAT6A with 6-port Modules – Premium Solutions

24 and 48-port patch panels are available in the traditional multi-port panel format with 6-port modules for CAT6A. Large termination bay allows for high visibility and more space for wiring during terminations. Includes rear wire manager.

FLAT		ANGLED		
Black	White	Black	White	
PART NO.				DESCRIPTION
PHD6AU24	PHD6AU24-W	PHA6AU24	PHA6AU24-W	24-Port CAT6A Patch Panel – Universal Wired T568A/B, 1RU
PHD6AU48	PHD6AU48-W	PHA6AU48	PHA6AU48-W	48-Port CAT6A Patch Panel – Universal Wired T568A/B, 2RU



PHD6AU48



PHA6AU24-W

Modular to Mini Patch Panels – Premium Solutions

Clarity mini patch panels are component compliant to TIA CAT5E and CAT6 performance requirements. Jacks are grouped in six-port modules. Part of the Clarity 6 link and channel solution.

PART NO.		DESCRIPTION
CAT5E	CAT6	
PMP5E12H	PMP612H	12-Port Mini Patch Panel, Hinged Mounting, T568A/B
PMP5E1289	PMP61289	12-Port Mini Patch Panel, 89D Mounting, T568A/B



PMP612H

COPPER SOLUTIONS

TechChoice

Keystone KT2J Unshielded (UTP) Jacks – Standard Solutions

(Rear Loading, Lacing Cap Termination)
KT2J jacks, available in CAT6A, CAT6 and CAT5E, represent the next generation of keystone termination. These jacks utilize an installer friendly lacing cap termination with a free termination tool supplied with every carton of 20 or bulk pack of 25.

PART NO.	DESCRIPTION
KT2J5E-XX	CAT5E KT2J Keystone Jack, Lacing Cap Termination, Icon Compatible
KT2J5E25-YY	25 Pack of CAT5E KT2J Keystone Jack, Lacing Cap Termination, Icon Compatible
KT2J6-XX	CAT6 KT2J Keystone Jack, Lacing Cap Termination, Icon Compatible
KT2J625-YY	25 Pack of CAT6 KT2J Keystone Jack, Lacing Cap Termination, Icon Compatible
KT2J6A-XX	CAT6A KT2J Keystone Jack, Lacing Cap Termination, Icon Compatible
KT2J6A25-YY	25 Pack of CAT6A KT2J Keystone Jack, Lacing Cap Termination, Icon Compatible
KSB10-XX	Keystone Blank, 10 Pack
PRTICON-XX	Color Coded Port ID Icon for HDJ, HDJS, KT2J, KS and KSFTP

NOTE: Remove -XX for Fog White, for other colors, replace XX with the color suffix from the color chart below.
Remove -YY for Fog White, for other colors replace YY with 00 (Black), 36 (Blue), 88 (White).



KT2J6



KSB10

Keystone KS Unshielded (UTP) Jacks – Standard Solutions

(Rear Loading, 110-Type Termination)
KS jacks and modules available in CAT6 and CAT5E feature an easy-to-follow universal wiring label and support standard termination, using a 110-impact tool.

PART NO.	DESCRIPTION
KS5E-XX	25 Pack of CAT5E, 8-Position, 180° Exit, T568A/B Wiring, Icon Compatible
KS5EA-XX	CAT5E, 8-Position, 180° Exit, T568A/B Wiring, Icon Compatible
KS6-XX	25 Pack of CAT6, 8-Position, 180° Exit, T568A/B Wiring, Icon Compatible
KS6A-XX	CAT6, 8-Position, 180° Exit, T568A/B Wiring, Icon Compatible
KSSC	1-SC Fiber Keystone Module, Fog White
KSFCNR	Keystone Recessed F-Conn, 75 Ohm
KSLC	1-LC (2 fibers) Fiber Keystone Module, Beige Adapter, Fog White Housing
PRTICON-XX	Color Coded Port ID Icon for HDJ, HDJS, KT2J, KS and KSFTP



KS6A



KSSC



KSFCNR

TechChoice Jack color chart

REMOVE -XX FOR FOG WHITE, FOR OTHER COLORS REPLACE XX WITH TAIL CODES FROM LIST BELOW

Standard	-00	-13	-27*	-36	-42	-43	-44	-45	-78	-88	-99
Fog White	Black	Ivory	Violet	Blue	Red	Orange	Yellow	Green	Dark Gray	White	Wiremold Ivory

*NOTE: Violet is available for KT2J Series only.

COPPER SOLUTIONS

TechChoice

Keystone Shielded (FTP) Jacks – Standard Solutions

(Rear Loading, 110-Type Termination)
Rear loading shielded keystone jacks are available in CAT6 and CAT6A, featuring self termination with icon slot for colored port ID.

PART NO.	DESCRIPTION
KSFTP6	CAT6 FTP KS Jack, Self-Termination w/Icon Slot for Port ID
KSFTP625	25 Pack of CAT6 FTP KS Jack, Self-Termination w/Icon Slot for Port ID
KSFTP6A	CAT6A FTP KS Jack, Self-Termination w/Icon Slot for Port ID
KSFTP6A25	25 Pack of CAT6A FTP KS Jack, Self-Termination w/Icon Slot for Port ID
KSB10-XX	Keystone Blank, 10 Pack



KSFTP6

Keystone Unshielded (UTP) Patch Panels – Standard Solutions

24 and 48-port TechChoice keystone unloaded patch panels accept KT2J and KS series jacks. Patch panels support individual keystone jacks: CAT5E, CAT6 and CAT6A jacks and multimedia (sold separately).

FLAT		ANGLED		
24 Port (1RU)	48 Port (2RU)	24 Port (1RU)	48 Port (2RU)	
PART NO.				**DESCRIPTION**
SPKSU24	SPKSU48	SPAKSU24	SPAKSU48	Unloaded Panel for Keystone Jacks
SPKFU24	SPKFU48	SPAKFU24	SPAKFU48	Unloaded Flush Mount Panel for Keystone Jacks
SPKFBU24	SPKFBU48	-	-	Unloaded Front-Loading Panel with Bezels for Keystone Jacks, Black
SPKFBU24-W	SPKFBU48-W	-	-	Unloaded Front-Loading Panel with Bezels for Keystone Jacks, White



SPAKSU48



SPKFU24

Keystone Shielded (FTP) Patch Panels – Standard Solutions

Accepts KSFTP series jacks and modules. Includes rear cable management bar, label fields and mounting hardware. Ground lug included. Jacks sold separately.

FLAT		ANGLED		
24 Port (1RU)	48 Port (2RU)	24 Port (1RU)	48 Port (2RU)	
PART NO.				**DESCRIPTION**
PHDTKSU24	PHDTKSU48	PHATKSU24	PHATKSU48	Shielded Unloaded Keystone Panel, Black



PHDTKSU48

COPPER SOLUTIONS

TechChoice

Color-Coded Icons – Standard Solutions

Color-coded designation tabs are for port identification and install directly on HDJ jacks. These icons come blank standard, for customization and pad printing, contact customer service for more information. Compatible with HDJ, HDJS, KT2J, KS and KSFTP jacks. 25 Pack

PRTICON-XX	REMOVE -XX FOR STANDARD FOG WHITE. For additional colors replace -XX with a color suffix below	
-00 Black	-36 Blue	-45 Green
-13 Ivory	-42 Red	-78 Dark Gray
-22 Pink	-43 Orange	-88 White
-27 Violet	-44 Yellow	-99 Wiremold Ivory



PRTICON

Keystone Multimedia & Specialty Modules – Standard Solutions

(Rear Loading)
Keystone multimedia and specialty modules support a variety of A/V connector types, creating a quality solution for your unique installation requirements.

PART NO.	DESCRIPTION
KSBNC75	Keystone, BNC, Feed-Thru, 75ohm, Fog White
KSBNCW	Keystone BNC-to-BNC Connector, White
KSBNC	Keystone BNC Connector, 50 Ohm, F/F
KSHDMI	Keystone HDMI, F/F
KSUSBAA	Keystone USB 2.0, Type A to A, F/F
KSUSBAB	Keystone USB 2.0, Type A to B, F/F
KS35STST	Keystone 3.5mm Audio Jack, Screw Termination
KS35ST	Keystone 3.5mm Audio Jack, F/F
KSB10-XX	Keystone Blank, 10-Pack
KS14ST	Keystone 1/4 in Stereo Jack
KSFCN	Keystone F-Connector, 75 Ohm, F/F
KSC5EA	Keystone CAT5E Anti-Corrosive RJ45 Module, Fog White
KSC6A	Keystone CAT6 Anti-Corrosive RJ45 Module, Fog White
KSC6A-36	Keystone CAT6 Anti-Corrosive RJ45 Module, Blue

NOTE: Remove -XX for Fog White, for other colors, replace XX with 00 (Black), 13 (Ivory), 78 (Dark Gray), 88 (White), 99 (Wiremold Ivory).

Contact customer service about color options and lead time.



KSBNC75



KSBNC



KSHDMI



KSUSBAA



KSUSBAB



KS35STST



KSFCN

COPPER SOLUTIONS

TechChoice

Face Plates with Label Fields – Standard Solutions

TechChoice face plates with label fields are available in thermoplastic and stainless steel, with a variety of port capacities to match your workstation applications. All Face Plates allow for a flush jack finish. Compatible with KS, KT2J and KSFTP series jacks.

PLASTIC FACE PLATES	STAINLESS STEEL FACE PLATES	DESCRIPTION
KSFP1-XX*	KSSS1	Single-Gang Face Plate - Holds One Keystone Module
KSFP2-XX*	KSSS2	Single-Gang Face Plate - Holds Two Keystone Modules
KSFP3-XX	KSSS3	Single-Gang Face Plate - Holds Three Keystone Modules
KSFP4-XX*	KSSS4	Single-Gang Face Plate - Holds Four Keystone Modules
KSFP6-XX	KSSS6	Single-Gang Face Plate - Holds Six Keystone Modules
KSFP8-XX	KSSS8	Dual-Gang Face Plate - Holds Eight Keystone Modules
KSFP12-XX	KSSS12	Dual-Gang Face Plate - Holds Twelve Keystone Modules

NOTE: Remove -XX for Fog White, for other colors, replace XX with 13 (Ivory), 88 (White), 99 (Wiremold Ivory). *Part Numbers also available in 00 (Black).


KSFP3


KSSS3


KSSS6

Plastic Face Plates without Label Fields – Standard Solutions

TechChoice face plates without label fields have a clean appearance, providing site flexibility for residential applications. Compatible with KS, KT2J and KSFTP series jacks.

PART NO.	DESCRIPTION
KSFPR1-XX	Single-Gang Face Plate - Holds One Keystone Module
KSFPR2-XX	Single-Gang Face Plate - Holds Two Keystone Modules
KSFPR3-XX	Single-Gang Face Plate - Holds Three Keystone Modules
KSFPR4-XX	Single-Gang Face Plate - Holds Four Keystone Modules
KSFPR6-XX	Single-Gang Face Plate - Holds Six Keystone Modules

NOTE: Remove -XX for Fog White, for other colors, replace 13 (Ivory), 88 (White), 99 (Wiremold Ivory).


KSFPR2


KSFPR4

Plastic Rectangular GFCI & 106 Frames – Standard Solutions

(Electrical Outlet Style)
TechChoice frames support many cable delivery systems and are compatible with rectangular or duplex electrical Face Plates. Compatible with KS, KT2J and KSFTP series jacks.

PART NO.	DESCRIPTION
KSDS2-XX	Stylistic Rectangular Frame - Holds Two Keystone Modules
KSDS3-XX	Stylistic Rectangular Frame - Holds Three Keystone Modules
KSDS4-XX	Stylistic Rectangular Frame - Holds Four Keystone Modules
KS106S2-XX	106 Style Frame - Holds Two Keystone Modules
KS106S4-XX	106 Style Frame - Holds Four Keystone Modules

NOTE: Remove -XX for Fog White, for other colors, replace XX wth 13 (Ivory), 88 (White), 99 (Wiremold Ivory).


KSDS4


KS106S2-88

COPPER SOLUTIONS

TechChoice

Surface Mount Boxes & Furniture Plates – Standard Solutions

TechChoice surface mount boxes accept rear loading Keystone and KT2J series jacks.

PART NO.	DESCRIPTION
KSSMB1-XX	TechChoice Surface Mount Box - Holds One Keystone Modules, Plenum Rated
KSSMB2-XX	TechChoice Surface Mount Box - Holds Two Keystone Modules, Plenum Rated
KSSMB4	TechChoice Surface Mount Box - Holds Four Keystone Modules
KSSMB6	TechChoice Surface Mount Box - Holds Six Keystone Modules
KSFURN4-XX*	4 Port TechChoice Slim Profile Furniture Plate, TIA-569 Opening
40300270-XX	Single-Gang Cover Plate with Label Fields
40300271-XX	Double-Gang Cover Plate with Label Fields
40300630-00	4 Port TechChoice Furniture Plate, TIA-569 Opening, Black

NOTE: Remove -XX for Fog White, for other colors, replace XX with 88 (White)
*Also available in 00 (Black)



KSSMB4



KSFURN4



40300270



40300630-00

TechChoice Loaded Panels

TechChoice Multi-Port Loaded Patch Panels – Standard Solutions

24 and 48-port TechChoice patch panels are available in the traditional multi-port panel format with 6-port modules for CAT5E, CAT6 and CAT6A.

FLAT		ANGLED		
24 Port (1RU)	48 Port (2RU)	24 Port (1RU)	48 Port (2RU)	
PART NO.				DESCRIPTION
SP5EU24	SP5EU48	SPA5EU24	SPA5EU48	Loaded TechChoice CAT5E Modular Panel, T568A/B, 1RU
SP6U24	SP6U48	SPA6U24	SPA6U48	Loaded TechChoice CAT6 Modular Panel, T568A/B, 1RU
SP6AU24	SP6AU48	SPA6AU24	SPA6AU48	Loaded TechChoice CAT6A Modular Panel, T568A/B, 1RU, Includes Rear Wire Manager



SP5EU24



SPA6U48

COPPER SOLUTIONS

Special Application

Field Term Plugs – Premium Solutions

Field terminable PCB wired 8 position modular plugs, able to be terminated to either T568A or B wiring, designed for use with solid conductor cable.

PART NO.	DESCRIPTION
HDPUC6A-5PK	Unshielded CAT6A Field Terminated 8 Position Modular Plugs, 5 Pack
HDPUC65E-5PK	Unshielded CAT6/5E Field Terminated 8 Position Modular Plugs, 5 Pack
HDPSC6A-5PK	Shielded CAT6A Field Terminated 8 Position Modular Plugs, 5 Pack
HDPSC6A90-5PK	Shielded CAT6A 90-Degree Field Terminated 8 Position Modular Plugs, 5 Pack



HDPUC6A



HDPSC6A90-5PK

Dongles – Standard Solutions

Quick release device protection adapters protect IT equipment and eliminate trip hazards by reducing pull-out force for applications that require a hard wired connection to the LAN. Backward compatible to CAT6 and CAT5E.

PART NO.	DESCRIPTION
DPA6A5PK-08	CAT6A Device Protection Adapter, 5 Pack, Gray
DPA6A5PK-09	CAT6A Device Protection Adapter, 5 Pack, White



DPA6A5PK

110 Blocks – Standards Solutions

PART NO.	DESCRIPTION
110ABC5E050	110 Block, CAT5E 50 Pair with Legs
110ABC5E100	110 Block, CAT5E 100 Pair with Legs
110ABC5E300	110 Block, CAT5E 300 Pair with Legs
110ABC6050	110 Block, CAT6 50 Pair with Legs
110ABC6100	110 Block, CAT6 100 Pair with Legs
110ABC6300	110 Block, CAT6 300 Pair with Legs
30200007	110 Block, 300 Pair with Legs
30200109	Kit Connector, 4-Pair 110C4, QTY10
30200110	Kit Connector, 5-Pair 110C5, QTY10
30200140	Trough, 110 with Legs
302003251	110 Rackmount Kit 200 Pair CAT5E, (40) 110C4 and (8) 110C5 Clips
302003253	110 Rackmount Kit 200 Pair CAT5E, (40) 110C5 Clips
302003282	110 Rackmount Kit 200 Pair CAT6, (48) 110C4 Blocks & Trough
805003202	66M150 8POS with Shorting Bar, RJ48X Demarcation Block
8050F157B	66M150 2/25 Pair Female 89D Bracket
8050F66M150	66M150 Connecting Block 89 D Bracket
8050M157B	66M150 2/25P/M 89D Bracket
8050M66M150	66M150 Block 89 D Bracket



110ABC5E100

COPPER SOLUTIONS

Special Application

Clarity CAT6 & 5E Jak-Paks

The Jak-Pak is a compact, flexible, multi-user solution that can be structurally mounted or used in more temporary environments. Kits come supplied with Clarity 6 or Clarity 5E 6-port/110 modules.

PART NO.	DESCRIPTION
JP66U	Clarity 6 Jak-Pak, 6-Port Multi-Access Outlet Field Termination Kit, T568A/B
JP5E6U	Clarity 5E Jak-Pak, 6-port Multi-Access Outlet Field Termination Kit, T568A/B



JP66UP1

MUTOA Mac-Pak

The MUTOA Mac-Pak is a compact, flexible, multi-user solution that can be structurally mounted or used in more temporary environments.

PART NO.	DESCRIPTION
60950301	Accepts (8) TracJacks, Black Housing

Multimedia Outlet (MMO)

Multimedia Outlet (MMO) is a high capacity, field configurable workstation housing. The MMO comes with three blank panels with cable access knockouts. A wide range of MMO panels are available to support your specific applications. MMO mounts directly to any single or double gang recessed wall box or to any surface. Labeling is supplied.

PART NO.	DESCRIPTION
62100001	Cover Base and (3) Blank Panels, 6.75 in x 6.75 in x 1.68 in, Fog White



62100001

Multimedia Panels

Inserts to be used with Multimedia Outlet (MMO).

PART NO.	DESCRIPTION
41200004	Accepts (2) 1-Unit Series II® Modules
41200010	Accepts (1) Fiber Adapter Panel
41200012	Accepts (2) 42100009 TracJack Adapters
42100009	Accepts (3) TracJacks



41200004



41200010



41200012

COPPER SOLUTIONS

Special Application

Fib-or-Cop II

Fib-or-Cop II offers greater capacity, accommodating up to 12 fiber connections with protected exit from the bottom and six copper connections, either TracJack® or Series II®. This is a truly segregated design, which allows access to one media without impacting the other. Bottom-exiting connections can be further protected with an optional snap-on shroud.

PART NO.	DESCRIPTION
62100041	Base and Cover for (6) TracJacks, 5 in x 8 in x 1.19 in
62100040	Base and Cover for (3) Series II Modules, 5 in x 8 in x 1.19 in
62100037	Pack of 5 Bottom Adapter Plates for (4) TracJack Modules
62100038	Pack of 5 Protective Bottom Shrouds
62100044	3-ST Duplex (6-Fibers) Multimode, Beige Adapters, Phosphor-Bronze Alignment Sleeves
62100045	3-ST Duplex (6-Fibers) Single-Mode, Blue Adapters, Ceramic Alignment Sleeves
62100046	6-SC Simplex (6-Fibers) Multimode, Beige Adapters, Phosphor-Bronze Alignment Sleeves
62100047	6-SC Simplex (6-Fibers) Single-Mode, Blue Adapters, Ceramic Alignment Sleeves
62100048	3-SC Duplex (6-Fibers) Multimode, Beige Adapters, Phosphor-Bronze Alignment Sleeves
62100049	3-SC Duplex (6-Fibers) Single-Mode, Blue Adapters, Ceramic Alignment Sleeves
62100050	6-LC Duplex (12-Fibers) Multimode, Beige Adapters, Phosphor-Bronze Alignment Sleeves
62100051	6-LC Duplex (12-Fibers) Single-Mode, Blue Adapters, Ceramic Alignment Sleeves
62100052	6-MT-RJ (12-Fibers) Feed-Through Multimode, Beige Adapters
62100053	6-MT-RJ (12-Fibers) Single-Mode, Blue Adapters



62100041



62100044



62100046



62100050



62100052

COPPER SOLUTIONS

Patch Cords & Cable Assemblies

Clarity Patch Cords – Premium Solutions

Clarity patch cords feature stranded conductors, combining performance with flexibility for simple cable management.

PART NO.	PATCH CORD	SHIELDED PATCH CORD	28 AWG REDUCED DIAMETER
CAT5E	MC5EYY-XX		
CAT6	MC6YY-XX	MCS6YY-XX	RDC6YY-XX
CAT6A	MC6AYY-XX	MCS6AYY-XX	RDC610YY-XX



CLARITY PATCH CORD LENGTHS AND COLOR OPTIONS

Length Suffix
Replace YY with length suffix below

01=1 ft 02=2 ft 03=3 ft 04=4 ft 05=5 ft 06=6 ft 07=7 ft 08=8 ft 09=9 ft
10=10 ft 11=11 ft 12=12 ft 13=13 ft 14=14 ft 15=15 ft 20=20 ft 25=25 ft

Color Suffix
Remove -XX for Fog White, for other colors replace XX with color suffix below

-00	-02	-03	-04	-05	-06	-07	-08	-09	-11
Black	Red	Orange	Yellow	Green	Blue	Violet	Gray	White	Pink

COPPER SOLUTIONS

Patch Cords & Cable Assemblies

Common standard patch cord configurations:
For additional lengths and colors, contact customer service.

Clarity MC UTP CAT5E Patch Cords (MC5E)

	Black (-00)	Red (-02)	Orange (-03)	Yellow (-04)	Green (-05)	Blue (-06)	Violet (-07)	Gray (-08)	White (-09)
3 ft	MC5E03-00	MC5E03-02	MC5E03-03	MC5E03-04	MC5E03-05	MC5E03-06	MC5E03-07	MC5E03-08	MC5E03-09
5 ft	MC5E05-00	MC5E05-02	MC5E05-03	MC5E05-04	MC5E05-05	MC5E05-06	MC5E05-07	MC5E05-08	MC5E05-09
7 ft	MC5E07-00	MC5E07-02	MC5E07-03	MC5E07-04	MC5E07-05	MC5E07-06	MC5E07-07	MC5E07-08	MC5E07-09
9 ft	MC5E09-00	MC5E09-02	MC5E09-03	MC5E09-04	MC5E09-05	MC5E09-06	MC5E09-07	MC5E09-08	MC5E09-09
15 ft	MC5E15-00	MC5E15-02	MC5E15-03	MC5E15-04	MC5E15-05	MC5E15-06	MC5E15-07	MC5E15-08	MC5E15-09
20 ft	MC5E20-00	MC5E20-02	MC5E20-03	MC5E20-04	MC5E20-05	MC5E20-06	MC5E20-07	MC5E20-08	MC5E20-09
25 ft	MC5E25-00	MC5E25-02	MC5E25-03	MC5E25-04	MC5E25-05	MC5E25-06	MC5E25-07	MC5E25-08	MC5E25-09

Clarity MC UTP CAT6 Patch Cords (MC6)

	Black (-00)	Red (-02)	Orange (-03)	Yellow (-04)	Green (-05)	Blue (-06)	Violet (-07)	Gray (-08)	White (-09)
3 ft	MC603-00	MC603-02	MC603-03	MC603-04	MC603-05	MC603-06	MC603-07	MC603-08	MC603-09
5 ft	MC605-00	MC605-02	MC605-03	MC605-04	MC605-05	MC605-06	MC605-07	MC605-08	MC605-09
7 ft	MC607-00	MC607-02	MC607-03	MC607-04	MC607-05	MC607-06	MC607-07	MC607-08	MC607-09
9 ft	MC609-00	MC609-02	MC609-03	MC609-04	MC609-05	MC609-06	MC609-07	MC609-08	MC609-09
15ft	MC615-00	MC615-02	MC615-03	MC615-04	MC615-05	MC615-06	MC615-07	MC615-08	MC615-09
20 ft	MC620-00	MC620-02	MC620-03	MC620-04	MC620-05	MC620-06	MC620-07	MC620-08	MC620-09
25ft	MC625-00	MC625-00	MC625-03	MC625-04	MC625-05	MC625-06	MC625-07	MC625-08	MC625-09

Clarity MC UTP CAT6A Patch Cords (MC6A)

	Black (-00)	Red (-02)	Orange (-03)	Yellow (-04)	Green (-05)	Blue (-06)	Violet (-07)	Gray (-08)	White (-09)
3 ft	MC6A03-00	MC6A03-02	MC6A03-03	MC6A03-04	MC6A03-05	MC6A03-06	MC6A03-07	MC6A03-08	MC6A03-09
5 ft	MC6A05-00	MC6A05-02	MC6A05-03	MC6A05-04	MC6A05-05	MC6A05-06	MC6A05-07	MC6A05-08	MC6A05-09
7 ft	MC6A07-00	MC6A07-02	MC6A07-03	MC6A07-04	MC6A07-05	MC6A07-06	MC6A07-07	MC6A07-08	MC6A07-09
9 ft	MC6A09-00	MC6A09-02	MC6A09-03	MC6A09-04	MC6A09-05	MC6A09-06	MC6A09-07	MC6A09-08	MC6A09-09
15 ft	MC6A15-00	MC6A15-02	MC6A15-03	MC6A15-04	MC6A15-05	MC6A15-06	MC6A15-07	MC6A15-08	MC6A15-09
20 ft	MC6A20-00	MC6A20-02	MC6A20-03	MC6A20-04	MC6A20-05	MC6A20-06	MC6A20-07	MC6A20-08	MC6A20-09
25 ft	MC6A25-00	MC6A25-02	MC6A25-03	MC6A25-04	MC6A25-05	MC6A25-06	MC6A25-07	MC6A25-08	MC6A25-09

Clarity MC Shielded FTP CAT6 Patch Cords (MCS6)

	Black (-00)	Red (-02)	Blue (-06)	Gray (-08)
3 ft		MCS603-02	MCS603-06	MCS603-08
5 ft	MCS605-00	MCS605-02		MCS605-08
7 ft	MCS607-00	MCS607-02	MCS607-06	MCS607-08
9 ft	MCS609-00	MCS609-02		MCS609-08
15 ft		MCS615-02		MCS615-08
20 ft		MCS620-02		MCS620-08

COPPER SOLUTIONS

Patch Cords & Cable Assemblies

Clarity MC Shielded FTP CAT6A Patch Cords (MCS6A)

	Black (-00)	Red (-02)	Yellow (-04)	Blue (-06)	Gray (-08)	White (-09)
3 ft		MCS6A03-02	MCS6A03-04	MCS6A03-06	MCS6A03-08	MCS6A03-09
5 ft		MCS6A05-02	MCS6A05-04	MCS6A05-06	MCS6A05-08	MCS6A05-09
7 ft	MCS6A07-00	MCS6A07-02	MCS6A07-04	MCS6A07-06	MCS6A07-08	MCS6A07-09
9 ft	MCS6A09-00	MCS6A09-02	MCS6A09-04	MCS6A09-06	MCS6A09-08	MCS6A09-09
15 ft	MCS6A15-00	MCS6A15-02	MCS6A15-04	MCS6A15-06	MCS6A15-08	MCS6A15-09
20 ft		MCS6A20-02	MCS6A20-04	MCS6A20-06	MCS6A20-08	

Clarity 28AWG Reduced Diameter (RDC) UTP CAT6 Patch Cords (RDC6)

	Black (-00)	Red (-02)	Orange (-03)	Yellow (-04)	Green (-05)	Blue (-06)	Gray (-08)	White (-09)
3 ft	RDC603-00	RDC603-02	RDC603-03	RDC603-04	RDC603-05	RDC603-06	RDC603-08	RDC603-09
5 ft	RDC605-00	RDC605-02	RDC605-03	RDC605-04	RDC605-05	RDC605-06	RDC605-08	RDC605-09
7 ft	RDC607-00	RDC607-02	RDC607-03	RDC607-04	RDC607-05	RDC607-06	RDC607-08	RDC607-09
9 ft	RDC609-00	RDC609-02	RDC609-03	RDC609-04	RDC609-05	RDC609-06	RDC609-08	RDC609-09
15 ft	RDC615-00	RDC615-02	RDC615-03	RDC615-04	RDC615-05	RDC615-06	RDC615-08	RDC615-09
20 ft	RDC620-00	RDC620-02	RDC620-03	RDC620-04	RDC620-05	RDC620-06	RDC620-08	RDC620-09
25 ft	RDC625-00	RDC625-02	RDC625-03	RDC625-04	RDC625-05	RDC625-06	RDC625-08	RDC625-09

Clarity 28AWG Reduced Diameter (RDC) UTP CAT6A Patch Cords (RDC610)

	Black (-00)	Red (-02)	Orange (-03)	Yellow (-04)	Green (-05)	Blue (-06)	Gray (-08)	White (-09)
3 ft	RDC61003-00	RDC61003-02	RDC61003-03	RDC61003-04	RDC61003-05	RDC61003-06	RDC61003-08	RDC61003-09
5 ft	RDC61005-00	RDC61005-02	RDC61005-03	RDC61005-04	RDC61005-05	RDC61005-06	RDC61005-08	RDC61005-09
7 ft	RDC61007-00	RDC61007-02	RDC61007-03	RDC61007-04	RDC61007-05	RDC61007-06	RDC61007-08	RDC61007-09
9 ft	RDC61009-00	RDC61009-02	RDC61009-03	RDC61009-04	RDC61009-05	RDC61009-06	RDC61009-08	RDC61009-09
15 ft	RDC61015-00	RDC61015-02	RDC61015-03	RDC61015-04	RDC61015-05	RDC61015-06	RDC61015-08	RDC61015-09
20 ft	RDC61020-00	RDC61020-02	RDC61020-03	RDC61020-04	RDC61020-05	RDC61020-06	RDC61020-08	RDC61020-09
25 ft	RDC61025-00	RDC61025-02	RDC61025-03	RDC61025-04	RDC61025-05	RDC61025-06	RDC61025-08	RDC61025-09

Powerwise Pre-Terminated Assemblies – Premium Solutions

Built with Superior Essex PowerWise® 1G 4PPoE cable, these assemblies provide the best performance and overall value for 4 Pair Power over Ethernet (4PPoE) applications requiring up to 100W of power and up to 1 Gigabit Ethernet performance. PowerWise 1G 4PPoE assemblies are specifically designed to mitigate temperature build-up, offer exceptional energy efficiency and ensure performance (up to 1 Gigabit Ethernet) over the lifetime of your system.

RJ45 TO RJ45	RJ45 TO BLUNT	DESCRIPTION
PW5EPYYDB-XX	PW5EPYYSB-XX	CAT5E 1G Solid Cable Assemblies – Plenum
PW5ERYYDB-XX	PW5ERYYSB-XX	CAT5E 1G Solid Cable Assemblies – Riser



POWERWISE LENGTH AND COLOR CHOICES

Replace YY with length suffix and XX with color suffix below

Length Suffix			
03=3 ft	05=5 ft	10=10 ft	15=15 ft
20=20 ft	25=25 ft	30=30 ft	35=35 ft
40=40 ft	45=45 ft	50=50 ft	60=60 ft
70=70 ft	80=80 ft	90=90 ft	100=100 ft

Color Suffix			
-00	-06	-07	-09
Blue	Blue	Violet	White

COPPER SOLUTIONS

Patch Cords & Cable Assemblies

EZ Patch Clarity UTP CAT5E Patch Cords (EZC5E) – Premium Solutions

The EZ Patch Box Solution is a revolutionary way to dispense and manage patch cords, reducing installation time and waste. There are no bags to open, tie wraps to undo or straightening necessary—the cords dispense one after another, ready to install. With EZ Patch, staging areas are clean, neat, and completely organized.

Length	Qty	Orange (-03)	Yellow (-04)	Green (-05)	Blue (-06)	Gray (-08)	White (-09)
3 ft	50	EZC5E03Q50-03	EZC5E03Q50-04	EZC5E03Q50-05	EZC5E03Q50-06	EZC5E03Q50-08	EZC5E03Q50-09
5 ft	50		EZC5E05Q50-04	EZC5E05Q50-05	EZC5E05Q50-06	EZC5E05Q50-08	EZC5E05Q50-09
7 ft	50		EZC5E07Q50-04	EZC5E07Q50-05	EZC5E07Q50-06	EZC5E07Q50-08	EZC5E07Q50-09
9 ft	40		EZC5E09Q40-04	EZC5E09Q40-05	EZC5E09Q40-06	EZC5E09Q40-08	EZC5E09Q40-09
10 ft	40		EZC5E10Q40-04	EZC5E10Q40-05	EZC5E10Q40-06		EZC5E10Q40-09
15 ft	25		EZC5E15Q25-04	EZC5E15Q25-05	EZC5E15Q25-06	EZC5E15Q25-08	EZC5E15Q25-09



EZC5EQ50-06

EZ Patch Clarity UTP CAT6 Patch Cords (EZC6) – Premium Solutions

Length	Qty	Black (-00)	Red (-02)	Orange (-03)	Yellow (-04)	Green (-05)	Blue (-06)	Purple (-07)	Gray (-08)	White (-09)	Pink (-11)
1 ft	100			EZC601Q100-03	EZC601Q100-04	EZC601Q100-05	EZC601Q100-06	EZC601Q100-07	EZC601Q100-08		
3 ft	50		EZC603Q50-02	EZC603Q50-03	EZC603Q50-04	EZC603Q50-05	EZC603Q50-06		EZC603Q50-08	EZC603Q50-09	EZC603Q50-11
5 ft	50		EZC605Q50-02		EZC605Q50-04	EZC605Q50-05	EZC605Q50-06		EZC605Q50-08	EZC605Q50-09	EZC605Q50-11
7 ft	50	EZC607Q50-00	EZC607Q50-02	EZC607Q50-03	EZC607Q50-04	EZC607Q50-05	EZC607Q50-06	EZC607Q50-07	EZC607Q50-08	EZC607Q50-09	
9 ft	40		EZC609Q40-02		EZC609Q40-04	EZC609Q40-05	EZC609Q40-06		EZC609Q40-08	EZC609Q40-09	
10 ft	40	EZC610Q40-00	EZC610Q40-02		EZC610Q40-04	EZC610Q40-05	EZC610Q40-06	EZC610Q40-07		EZC610Q40-09	
15 ft	25	EZC615Q25-00	EZC615Q25-02	EZC615Q25-03	EZC615Q25-04	EZC615Q25-05	EZC615Q25-06		EZC615Q25-08	EZC615Q25-09	

EZ Patch Clarity UTP CAT6A Patch Cords (EZC6A) – Premium Solutions

Length	Qty	Black (-00)	Red (-02)	Green (-05)	Blue (-06)	Purple (-07)	White (-09)
3 ft	50		EZC6A03Q50-02	EZC6A03Q50-05	EZC6A03Q50-06	EZC6A03Q50-07	
5 ft	50		EZC6A05Q50-02	EZC6A05Q50-05	EZC6A05Q50-06	EZC6A05Q50-07	
7 ft	40		EZC6A07Q40-02	EZC6A07Q40-05	EZC6A07Q40-06	EZC6A07Q40-07	
9 ft	30		EZC6A09Q30-02	EZC6A09Q30-05	EZC6A09Q30-06	EZC6A09Q30-07	
10 ft	30	EZC6A10Q30-00			EZC6A10Q30-06		
15 ft	20		EZC6A15Q20-02	EZC6A15Q20-05	EZC6A15Q20-06		EZC6A15Q20-09

EZ Patch Clarity 28AWG Reduced Diameter (RDC) UTP CAT6 Patch Cords (EZRD6) – Premium Solutions

28AWG Reduced Diameter Cord

Length	Qty	Yellow (-04)	Blue (-06)	Gray (-08)	White (-09)
3 ft	100	EZRD603Q100-04	EZRD603Q100-06		EZRD603Q100-09
5 ft	90	EZRD605Q90-04	EZRD605Q90-06	EZRD605Q90-08	EZRD605Q90-09
7 ft	80	EZRD607Q80-04	EZRD607Q80-06	EZRD607Q80-08	EZRD607Q80-09
9 ft	70		EZRD609Q70-06		EZRD609Q70-09
10 ft	70	EZRD610Q70-04	EZRD610Q70-06		EZRD610Q70-09
15 ft	50	EZRD615Q50-04	EZRD615Q50-06		EZRD615Q50-09
20 ft	50	EZRD620Q50-04	EZRD620Q50-06		



COPPER SOLUTIONS

Patch Cords & Cable Assemblies

EZ Patch Flat Pack Clarity 28AWG Reduced Diameter (RDC) UTP CAT6 Patch Cords (EZFPR6) – Premium Solutions

The EZ Patch Flat Pack is an innovative addition to the EZ Patch series, allowing a 12 or 24-pack of cords to be distributed from flat plastic packaging, which is ideal for patch panel applications. The reduced diameter is ideal for high density data center applications. The smaller cable surface area allows for increased airflow and a smaller bend radius, which makes it easy to route through cable management panels.

PART NO.	DESCRIPTION
EZFPR603Q12-XX	3 ft CAT6 EZ Patch Flat Pack Reduced Diameter, 12-Pack
EZFPR605Q12-XX	5 ft CAT6 EZ Patch Flat Pack Reduced Diameter, 12-Pack
EZFPR607Q12-XX	7 ft CAT6 EZ Patch Flat Pack Reduced Diameter, 12-Pack
EZFPR609Q12-XX	9 ft CAT6 EZ Patch Flat Pack Reduced Diameter, 12-Pack

NOTE: For standard colors replace XX with 00 (Black), 06 (Blue), 08 (Gray), 09 (White).



EZFPM609Q12-06



EZFPR605Q12-08

EZ Patch Flat Pack Clarity 28AWG Reduced Diameter (RDC) UTP CAT6A Patch Cords (EZFPR6A) – Premium Solutions

PART NO.	DESCRIPTION
EZFPR6A03Q12-XX	3 ft CAT6A EZ Patch Flat Pack Reduced Diameter, 12-Pack
EZFPR6A05Q12-XX	5 ft CAT6A EZ Patch Flat Pack Reduced Diameter, 12-Pack
EZFPR6A07Q12-XX	7 ft CAT6A EZ Patch Flat Pack Reduced Diameter, 12-Pack
EZFPR6A09Q12-XX	9 ft CAT6A EZ Patch Flat Pack Reduced Diameter, 12-Pack

NOTE: For standard colors replace XX with 00 (Black), 06 (Blue), 08 (Gray), 09 (White).



EZFPR6A05Q12-00

EZ Patch Flat Pack Clarity UTP CAT6 Patch Cords (EZFPM6) – Premium Solutions

PART NO.	DESCRIPTION
EZFPM603Q12-XX	3ft CAT6 EZ Patch Flat Pack, Clarity, 12-Pack
EZFPM605Q12-XX	5ft CAT6 EZ Patch Flat Pack, Clarity, 12-Pack
EZFPM607Q12-XX	7ft CAT6 EZ Patch Flat Pack, Clarity, 12-Pack
EZFPM609Q12-XX	9ft CAT6 EZ Patch Flat Pack, Clarity, 12-Pack

NOTE: For standard colors replace XX with 00 (Black), 02 (Red), 03 (Orange), 04 (Yellow), 05 (Green), 06 (Blue), 07 (Violet), 08 (Gray), 09 (White).



EZFPR605Q12-06

COPPER SOLUTIONS

Patch Cords & Cable Assemblies

EZ Patch Flat Pack Clarity UTP CAT6A Patch Cords (EZFPM6A) – Premium Solutions

PART NO.	DESCRIPTION
EZFPM6A03Q12-XX	3 ft CAT6A EZ Patch Flat Pack, Clarity, 12-Pack
EZFPM6A05Q12-XX	5 ft CAT6A EZ Patch Flat Pack, Clarity, 12-Pack
EZFPM6A07Q12-XX	7 ft CAT6A EZ Patch Flat Pack, Clarity, 12-Pack
EZFPM6A09Q12-XX	9 ft CAT6A EZ Patch Flat Pack, Clarity, 12-Pack

NOTE: For standard colors replace XX with 00 (Black), 02 (Red), 03 (Orange), 04 (Yellow), 05 (Green), 06 (Blue), 07 (Violet), 08 (Gray), 09 (White).


EZFPR605Q12-09

Solid Conductor Pre-Terminated Cable Assemblies – Premium Solutions

Parlign 2 plug terminations elevate these CAT6 and 6A assemblies to Clarity performance to serve application with extended distances or where a punch down termination is required on one end. Typical application includes modular consolidation points or MUTOA applications.

CATEGORY	PART NO.	
	CMR	CMP
CAT5E	SC5ERYYZB-XX	SC5EPYYZB-XX
CAT6	SC6RYYZB-XX	SC6PYYZB-XX
CAT6A	SC6ARYYZB-YY	SC6APYYZB-XX

NOTE: Standard lengths available in 5ft increments (Ex. replace YY with 75 for a 75 ft configuration).
Replace Z with D for RJ45 to RJ45 assemblies, or S for RJ45 to Blunt assemblies.
Replace XX with 00 (Black), 02 (Red), 03 (Orange), 04 (Yellow), 05 (Green), 06 (Blue), 07 (Violet), 08 (Gray), 09 (White).
Contact customer service for length and color availability.


SC6P07SB-06

VOIP Cords, CAT6 – Premium Solutions

Legrand® VoIP patch cords provide an extra low-profile Clarity plug at one end to address cable bend requirements when plugging into the bottom of an IP phone set. The other cord end offers the full protective attributes of the Paralign™ 2 plug.

PART NO.	LENGTH	COLOR
VC603-09	3 ft	White
VC605-08	5 ft	Gray
VC607-09	7 ft	White
VC609-08	9 ft	Gray
VC609-09	9 ft	White
VC615-09	15 ft	White
VC625-09	25 ft	White


VC603-09

COPPER SOLUTIONS

Patch Cords & Cable Assemblies

Q-Series Patch Cords – Standard Solutions

Q-Series patch cords are a perfect solution for when cost and speed of delivery are top priority. Designed to perform to TIA-568.2-D standards, Q-Series cords are available in a full range of colors and lengths, stocked and ready to order.

CATEGORY	BOOTED	NON-BOOTED	SHIELDED BOOTED
CAT5E	570-XXX-YYY	560-XXX-YYY	
CAT6	576-XXX-YYY	566-XXX-YYY	576-SXX-YYY
CAT6A	576-AXX-YYY		576A-SXX-YYY



576-A00-001

NOTE: Replace XXX with color suffix and YYY with length suffix shown in chart below.
Visit Legrand.us for more details. Please refer to customer service team for custom configuration.

COLOR SUFFIX (XXX)		
COLOR	CAT5E/6	CAT6A
Gray	100	00
Blue	110	10
Yellow	115	15
Green	120	20
White	125	25
Red	130	30
Black	135	35
Orange	140	40
Purple	145	45

LENGTH SUFFIX (YYY)			
LENGTH	CAT5E	LENGTH	CAT6/6A
1-7 ft	001-007	1 ft	001
10 ft	010	3 ft	003
14 ft	014	5 ft	005
15 ft	015	7 ft	007
20 ft	020	10 ft	010
25 ft	025	14 ft	014
50 ft	050	25 ft	025
75 ft	075	50 ft	050
100 ft	100	100 ft	100

COPPER SOLUTIONS

Patch Cords & Cable Assemblies

Q-Series 28 AWG CAT6 Patch Cables – Standard Solutions

Reduced diameter is ideal for high density data center applications. The smaller cable surface area allows for increased airflow and a smaller bend radius, which makes it easy to route through cable management panels.



CAT6	PART NO.
Reduced Diameter	576-RDXX-YYY

NOTE: Replace XX with color suffix and YYY with length suffix shown in chart below

COLOR SUFFIX (XX)	
COLOR	CAT6
Gray	00
Blue	10
Yellow	15
Green	20
White	25
Red	30
Black	35
Orange	40
Purple	45

LENGTH SUFFIX (YYY)	
LENGTH	CAT6
1 ft	001
3 ft	003
5 ft	005
7 ft	007
10 ft	010
15 ft	015
20 ft	020
25 ft	025

Q-Series 28 AWG CAT6A (STP) Patch Cables – Standard Solutions

Reduced diameter is ideal for high density data center applications. The smaller cable surface area allows for increased airflow and a smaller bend radius, which makes it easy to route through cable management panels.

Length	Blue	Green	White	Red	Yellow
6 in	QCC-A454-02F1-6IN	QCC-A454-02F3-6IN	QCC-A454-02F6-6IN	QCC-A454-02F7-6IN	QCC-A454-02F9-6IN
1 ft	QCC-A454-02F1-001	QCC-A454-02F3-001	QCC-A454-02F6-001	QCC-A454-02F7-001	QCC-A454-02F9-001
2 ft	QCC-A454-02F1-002	QCC-A454-02F3-002	QCC-A454-02F6-002	QCC-A454-02F7-002	
3 ft	QCC-A454-02F1-003	QCC-A454-02F3-003			QCC-A454-02F9-003
4 ft	QCC-A454-02F1-004	QCC-A454-02F3-004	QCC-A454-02F6-004		QCC-A454-02F9-004
5 ft	QCC-A454-02F1-005	QCC-A454-02F3-005	QCC-A454-02F6-005	QCC-A454-02F7-005	QCC-A454-02F9-005
6 ft	QCC-A454-02F1-006	QCC-A454-02F3-006	QCC-A454-02F6-006		QCC-A454-02F9-006
7 ft	QCC-A454-02F1-007	QCC-A454-02F3-007	QCC-A454-02F6-007	QCC-A454-02F7-007	QCC-A454-02F9-007
8 ft	QCC-A454-02F1-008	QCC-A454-02F3-008	QCC-A454-02F6-008	QCC-A454-02F7-008	QCC-A454-02F9-008
9 ft	QCC-A454-02F1-009		QCC-A454-02F6-009	QCC-A454-02F7-009	QCC-A454-02F9-009
10 ft	QCC-A454-02F1-010	QCC-A454-02F3-010	QCC-A454-02F6-010	QCC-A454-02F7-010	QCC-A454-02F9-010
12 ft		QCC-A454-02F3-012	QCC-A454-02F6-012	QCC-A454-02F7-012	
14 ft	QCC-A454-02F1-014	QCC-A454-02F3-014		QCC-A454-02F7-014	QCC-A454-02F9-014
15 ft	QCC-A454-02F1-015	QCC-A454-02F3-015	QCC-A454-02F6-015	QCC-A454-02F7-015	QCC-A454-02F9-015
20 ft	QCC-A454-02F1-020	QCC-A454-02F3-020	QCC-A454-02F6-020	QCC-A454-02F7-020	
25 ft	QCC-A454-02F1-025	QCC-A454-02F3-025	QCC-A454-02F6-025	QCC-A454-02F7-025	QCC-A454-02F9-025
30 ft	QCC-A454-02F1-030	QCC-A454-02F3-030	QCC-A454-02F6-030	QCC-A454-02F7-030	QCC-A454-02F9-030
35 ft	QCC-A454-02F1-035	QCC-A454-02F3-035	QCC-A454-02F6-035	QCC-A454-02F7-035	QCC-A454-02F9-035

COPPER SOLUTIONS

Rugged Environment & Industrial Rated Solutions

The Legrand range of industrial grade connectivity meets IP67 while supplying the quality cabling performance you have long associated with Legrand. Designed for environments with poor temperature and moisture control, industrial grade jacks, patch panels and patch cords are available in CAT5E and CAT6 performance. A supporting offering of industrial grade Face Plates and surface boxes include gaskets, seals and sealing plugs to support IP67 level protection through the equipment outlet. Industrial Face Plates are stainless steel with gaskets. Industrial boxes utilize UL 94V0 chemically resistant plastic bases with stainless steel cover plates. Ideal for warehouses, manufacturing, healthcare, food & beverage, and more.

Jacks – Standards Solutions

PART NO.	DESCRIPTION
IPJ5E	IP67 Rated CAT5E UTP Jack Assembly, with Gasket and Seal Cover
IPJ6	IP67 Rated CAT6 UTP Jack Assembly, with Gasket and Seal Cover
IPJ6A	IP67 Rated CAT6A FTP Jack Assembly, with Gasket and Seal Cover
KSC5EA	Keystone CAT5E Anti-Corrosive RJ45 Module, Fog White
KSC6A	Keystone CAT6 Anti-Corrosive RJ45 Module, Fog White
KSC6A-36	Keystone CAT6 Anti-Corrosive RJ45 Module, Blue



IPJ6



IPJ6

DIN Rail Mounting Bracket – Standards Solutions

PART NO.	DESCRIPTION
SMBDIN	DIN Rail Mounting Bracket Kit, Accepts 1- or 2-Port Surface Mount Box (HDJ, TJ, SII, KT2J/KS). Also compatible with 404TJ2X2 and 404S22X2U (SMB Sold Separately)

Boxes & Enclosures – Standards Solutions

PART NO.	DESCRIPTION
404IP22	IP67 Rated 2-Port Surface Box with Rubber Glands
404IP24	IP67 Rated 4-Port Surface Box with Rubber Glands



4041P22

COPPER SOLUTIONS

Rugged Environment & Industrial Rated Solutions

Face Plates – Standards Solutions

PART NO.	DESCRIPTION
403IPSS11	1-Port Industrial Stainless Steel Face Plate, 1-Gang
403IPSS12	2-Port Industrial Stainless Steel Face Plate, 1-Gang



403IPSS11

Industrial Cords, CAT6 UTP – Standards Solutions

PART NO.	DESCRIPTION /LENGTH
IPC603-00	Gasket seal RJ45 to gasket seal RJ45 Assembly, CAT6 M/M, UTP 3 ft
IPC605-00	Gasket seal RJ45 to gasket seal RJ45 Assembly, CAT6 M/M, UTP 5 ft
IPC607-00	Gasket seal RJ45 to gasket seal RJ45 Assembly, CAT6 M/M, UTP 7 ft
IPC610-00	Gasket seal RJ45 to gasket seal RJ45 Assembly, CAT6 M/M, UTP 10 ft
IPC615-00	Gasket seal RJ45 to gasket seal RJ45 Assembly, CAT6 M/M, UTP 15 ft
IPC620-00	Gasket seal RJ45 to gasket seal RJ45 Assembly, CAT6 M/M, UTP 20 ft
IPC625-00	Gasket seal RJ45 to gasket seal RJ45 Assembly, CAT6 M/M, UTP 25 ft

NOTE: Standard color is Black with the 00 tail code



IPC610-00

PART NO.	LENGTH
MC657605-10FT	Gasket seal RJ45 to standard RJ45 Assembly, CAT6 M/M, UTP 10 ft
MC657605-15FT	Gasket seal RJ45 to standard RJ45 Assembly, CAT6 M/M, UTP 15 ft
MC657605-20FT	Gasket seal RJ45 to standard RJ45 Assembly, CAT6 M/M, UTP 20 ft

COPPER SOLUTIONS

Clarity Series II

Clarity® Series II® modules combine the improved performance of center tuned CAT6 or 5E connector technology with the ease and reliability of rugged, front-loading Series II modules with linear 110 termination.



S21600-88

Jacks – Standards Solutions

PART NO.	DESCRIPTION
S215E00-XX	Series II, Clarity CAT5E, T568A/B 1-Port
S21600-XX	Series II, Clarity CAT6, T568A/B 1-Port
S225E00-XX	Series II, Clarity CAT5E, T568A/B 2-Port
S22600-XX	Series II, Clarity CAT6, T568A/B 2-Port
40300164-XX	Blank Module, 1-unit
40300191-XX	Blank Module, 1-unit, 10 pack

NOTE: Remove -XX for Fog White, for other colors replace XX with 00 (Black), 13 (Ivory), 78 (Dark Gray), 88 (White), 99 (Wiremold Ivory).



40300164-78

Workstation – Face Plate – Standard Solutions

Legrand offers single and double gang Series II plastic Face Plates with a variety of module capacities to match your workstation applications. Series II plates offer recessed label fields, slotted screw holes to adjust alignment and are ruggedly constructed from high impact thermo-plastic 94V-0 rated to ensure long life.



40300158-13

PART NO.	DESCRIPTION
40300011	Series II Single-Gang Face Plate 2.75 in x 4.5 in x.75 in Fog White
40300158-XX	Series II Single-Gang Face Plate STD, 2.75 in x 4.5 in x .5 in
40300159-YY	Series II Dual-Gang Face Plate STD, PC,4.5 in x 4.5 in, 12-Port
40300664	Series II Single-Gang Face Plate 2-1U, Angled, Fog White

NOTE: Remove -XX for Fog White, for other colors replace XX with 00 (Black), 13 (Ivory), 78 (Dark Gray), 88 (White), 99 (Wiremold Ivory).

Remove -YY for Fog White, or replace YY with 13 (Ivory).



40300159-13

Workstation – Surface Mount Boxes – Standard Solutions

Series II surface mount boxes are available to house one to four 1-unit modules. Bases are easily installed with supplied screws or double-sided adhesive. Snap-on covers have recessed label fields. Series II surface mount boxes are ruggedly constructed from high impact thermo-plastic 94V-0 rated. These surface mount boxes work with 180o modules only. Compatible with Wiremold® 2700, 2800 and 2900 raceway series.



40300664

PART NO.	DESCRIPTION
404S21U	Series II 1U Surface Mount Box, Fog White
404S21X1U	Series II 1x1U Surface Mount Box, Jacks exit from both sides, Fog White
404S22U	Series II 2U Surface Mount Box, Fog White
404S22X2U	Series II 2x2U Surface Mount Box, Jacks exit from both sides, Fog White
404S23U	Series II 3U Surface Mount Box, Fog White



404S23U

Workstation – Bezels – Standard Solutions

Legrand offers a wide selection of Series II plates for the many furniture systems available today. Plates easily snap mount into furniture, requiring no special tools. Plates are ruggedly constructed from high impact thermo- plastic 94V-0 rated.

PART NO.	DESCRIPTION
40300167-XX	Bezel, Furniture Bezel, .34 in D
40300656	Series II Angled Bezel, Accepts (2) Flat TracJack Modules, 1.5U, White 10 Pack
41200004	MMO II Plate, 2/Series II PC, White, Empty

NOTE: Remove -XX for Black, for additional colors replace XX with 09 (Fog White), 99 (White).



40300656

Workstation – Inserts – Standard Solutions

Legrand offers a wide selection of Series II inserts to pair with series II bezels, plates, and boxes. Inserts easily snap in, requiring no special tools.

PART NO.	DESCRIPTION
60900017	Series II, F/F Connector, 180°, 1 Unit, Fog White
60900182	Series II, ST, OM1, 1.50, F-RMVBL, 60°, 3 Unit, Fog White
60900183	Series II, ST, OS2, 1.50, F-RMVBL, 60°, 3 Unit, Fog White
60900184	Series II, SC Duplex, MTL, MM, 60° Exit, 1.5 Unit, Fog White/Beige
60900324	Series II, 2/ST/MTL/MM, 180°, 1 Unit, Fog White Housing
60900327	Series II, 2/ST/CER/SM, 180°, 1 Unit, Fog White Housing
60900328	Series II, 2/SC/Beige/MM, Flush, 180°, 1 Unit, Fog White Housing
60900329	Series II, 2/LC/Beige/MM, Flush, 180°, 1 Unit, Fog White Housing
60900332	Series II, 1/SC/Duplex/Blue/SM, 180°, 1 Unit, Fog White Housing
60900335	Series II, 2/ST/MTL/MM, 45°, 2 Unit, Fog White Housing
60900340	Series II, 2/SC/Beige/MM, Flush, 45°, 2 Unit, Fog White Housing
60900343	Series II, 1/SC/DX/Beige/MM, 180°, 1 Unit, Fog White Housing
60900346	Series II, 1/LC/Beige/MM, 180°, 1 Unit, Fog White Housing
60900365	Series II, 2/LC/DX, Aqua, MM, Flush, Fog White Housing
60900366	Series II, 1/LC/DX, Aqua, MM, Flush, Fog White Housing
60900367	Series II, 2/45° exit, 2U height/DX, Aqua, MM, Flush, Fog White Housing
60900368	Series II, 2/SC/Aqua, MM, Flush, Fog White Housing
60900370	Series II, 1/SC/DX/Aqua/MM, 180°, 1 Unit, Fog White Housing
60900371	Series II, SC/DX, MM, 60° EXIT, 1.5U, Fog White Housing
40300023	Series II Blank Module, 180°, 1.5 Units, Fog White, 31X48
40300164	Series II, HSG, Blank, 1 Unit, .92 in X 1.90 in, Fog White
40300191	Series II, HSG, Blank, 1 Unit, Fog White, Qty 10
60900235	Series II, 3/PHONO, 110, 1 Unit, Fog White, Yellow/Red/White
60900372	Series II, HDMI, F/F, 180°, 1 Unit, Fog White Housing
60900376	Series II, VGA 15PIN, F/F, 1 Unit, Fog White Housing
S21RJ25	Series II, 1/PHONO, 180°, 1 Unit, Ivory, Yellow
S21RJ61	Series II, 2/RCA, 1 Red, 1YELTO 110, 45°, Wiremold Ivory
S21HDJ10	Series II, 1 UNIT 1-PORT HDJ, 10 Fog White
S22HDJ10	Series II, 1 UNIT 2-PORT HDJ, 10 Fog White
S22RJ25	Dual USOC RJ25 Jack, 6-Position, 180° exit
KSS2210	Series II Bezel, 2-port, Keystone Opening, 1-Unit, 10pk

NOTE: Standard color is Fog White, contact customer service for additional colors and availability.



60900182



40300164



KSS2210

COPPER SOLUTIONS

SNAP Pre-Terminated Systems

Clarity® SNAP™ Pre-Terminated Copper Cabling System Cabling System

The SNAP connection utilizes a bifurcated termination method, placing one mating half of the termination onto the horizontal cable and the other on the 8-position T568 jack interface. This approach reduces the size of the terminated cable ends, making it easier to pull and lace cables through racks, cabinets, cable management systems, and pathways. In addition, individual cable ends of bundled cables can be passed through one at a time, as compared to some alternative designs where the connections are bundled into modules and must be pulled through pathways and openings that way.

As a result, SNAP cable assemblies route faster, with less interference from connector ends within congested pathways. And, the robust cable ends are ruggedly designed to handle the physical challenges of any installation. When in position, these cable ends simply SNAP into the back of the panel or workstation outlet, completing the termination. It's a SNAP!

The Clarity SNAP system also offers the added assurance of the premium performance of Clarity connectivity. The SNAP bifurcated termination offers improved pair-to-pair isolation and improved pair balance through the connector, while barriers located on the sides of these terminations enhance alien noise performance. The result is improved channel immunity from internal and external noise, which ensures consistently high performance links and channels.

The benefit of this technology is a consistently high performance cabling system that is fast and simple to install and enables quick network deployment, increased reliability, and lower total cost of ownership. Both the electrical design of SNAP and the additional controls and in-process testing only available in a factory environment lead to improved consistency in channel performance, to improve the overall average results that you can expect from your installation.

The Clarity SNAP system offers port replication

Port replication enables a separate patch panel to act as the administrative cross connect for servers and switches. Factory assembled port replication cable sets and panels provide a quick and easy pretested option. Port replication is an increasingly popular method of protecting modular jacks in both switches and servers. Repeated use of these modular jacks as an administrative connection to horizontal cabling can expose jack ports to damage. Port replication enables a separate patch panel to act as the administrative cross connect instead of using the switch or server ports directly, minimizing the risk of harm to your active equipment. Should the replicated ports become damaged over time, the replacement cost and network downtime are significantly less than the expense of replacing a switch or server port.

Clarity SNAP Port Replication (PR) from Legrand® raises the bar in performance and speed of installation by utilizing the SNAP system's innovative design to easily integrate factory terminated cables into a port replication application. SNAP PR cable assemblies use RJ45 terminations on the server/switch side and SNAP cable terminations on the patch panel side to enable the SNAP patch panel as the cross connect.

Each Clarity® SNAP cable assembly includes an identification label, which includes part number, performance level, and serialized quality assurance number for future traceability.

COPPER SOLUTIONS

SNAP Pre-Terminated Systems

PCH

Multiple Cable Harness Matrix: CMP (plenum), CMR (riser), LSZH (low smoke zero halogen)

Choose your cable type, number of cables, color, length and leg style using the shaded code.
Notes: Contact sales for lead-times and minimums for other cable colors.

	CABLE TYPE		# OF CABLES		COLOR		LENGTH (Includes Legs)
PCH	CAT6A Plenum	XP	6 in a spiral-bound bundle	6B	Blue	06	XXX (feet)
	CAT6A Riser	XR					
	CAT6 Plenum	2P					
	CAT6 Riser	2R	6 in mesh	6M			
	CAT6 LSZH	2Z	6 in a spiral-bound bundle	6B	Green	05	XX.X (meters) .0 (full meter) .5 (1/2 meter)

END 1 LEG		END 2 LEGS	
No stagger w/ protective sock	1	No stagger w/ protective sock	1
Stagger left w/ protective sock	2	Stagger left w/ protective sock	2
Stagger right w/ protective sock	3	Stagger right w/ protective sock	3
No stagger w/ pulling sock	4	No stagger w/ pulling sock	4
Stagger left w/ pulling sock	5	Stagger left w/ pulling sock	5
Stagger right w/ pulling sock	6	Stagger right w/ pulling sock	6

Example – PCHXP6B06XXX11



PCHXP6B06XXX11

PCS

Single Cable Harness Matrix: CMP (plenum), CMR (riser), LSZH (low smoke zero halogen)

Choose your cable type, color, length and leg style using the shaded code.
Notes: Contact sales for lead-times and minimums for other cable colors.

	CABLE TYPE		COLOR		LENGTH (Includes Legs)
PCS	CAT6A Plenum	XP	Blue	06	XXX (feet)
	CAT6A Riser	XR			
	CAT6 Plenum	2P			
	CAT6 Riser	2R			
	CAT6 LSZH	2Z	Green	05	XX.X (meters) .0 (full meter) .5 (1/2 meter)

CABLE NUMBER LABEL	
No #	00
#1	01
#2	02
#3	03
#99	99



PCS2P06XXX00

Example – PCS2P06XXX00

COPPER SOLUTIONS

SNAP Pre-Terminated Systems

PRH

Multi Cable Harness Matrix

Choose your cable type, number of cables, color, length and leg style using the shaded code.
Notes: Contact sales for lead-times and minimums for other cable colors.

	CABLE TYPE		# OF CABLES		COLOR		LENGTH (Includes Legs)	RJ45 END LEGS		SNAP END LEGS	
PRH	CAT6A Plenum	XP	6 in a Spiral-Bound Bundle	6B	Blue	06	XXX (feet)	No stagger w/ Protective Sock	1	No Stagger w/ Protective Sock	1
	CAT6A Riser	XR	6 in Mesh	6M				Stagger Left w/ Protective Sock	2	Stagger Left w/ Protective Sock	2
	CAT6 Plenum	2P						Stagger Right w/ Protective Sock	3	Stagger Right w/ Protective Sock	3
	CAT6 Riser	2R						No Stagger w/ Pulling Sock	4	No Stagger w/ Pulling Sock	4
								Stagger Left w/ Pulling Sock	5	Stagger Left w/ Pulling Sock	5
								Stagger right w/ Pulling Sock	6	Stagger right w/ Pulling Sock	6

Example –PRH2R6B06XXX11



PRH2R6B06XXX11

PRS

Single Cable Harness Matrix

Choose your cable type, number of cables, color, length and leg style using the shaded code.
Notes: Contact sales for lead-times and minimums for other cable colors.

	CABLE TYPE		COLOR		LENGTH (Includes Legs)	CABLE NUMBER LABEL	
PRS	CAT6A Plenum	XP	Blue	06	XXX (Feet)	No #	00
						#1	01
	CAT6A Riser	XR				#2	02
	CAT6 Plenum	2P				#3	03
	CAT6 Riser	2R				#99	99

Example – PRS2R09XXX00



PRS2R09XXX00

COPPER SOLUTIONS

SNAP Pre-Terminated Systems

SNAP Panels – Improved Rear Cable Management

Clarity® SNAP™ patch panels offer improved rear cable management with the addition of an adjustable depth rear management bar. The rear portion of these bars is also removable to provide more working room for the initial termination of panels. After cables are SNAP terminated, the rear bars are attached and adjusted to the depth that best matches the cable and rack selections.

SNAP panels are also supplied with SNAP-on positioning bend limiters. These plastic cable management aids assist with maintaining proper bend radius of all cables while minimizing the stress on any one cable. This is especially beneficial for cable bundles, as this allows the dissipation of any stress across the entire bundle instead of any one cable termination.

FLAT PANELS		
FLAT 24-PORT PART NO.	**FLAT 48-PORT PART NO.**	**DESCRIPTION**
PPCF610U24	PPCF610U48	Clarity 10G flat panels with 6-port modules
PPCF66U24	PPCF66U48	Clarity 6 flat panels with 6-port modules
ANGLED PANELS		
ANGLED 24-PORT PART NO.	**ANGLED 48-PORT PART NO.**	**DESCRIPTION**
PPCA610U24	PPCA610U48	Clarity 10G angled panels with 6-port modules
PPCA66U24	PPCA66U48	Clarity 6 angled panels with 6-port modules



PPCF66U24



PPCA66U48

SNAP TracJack Workstation Modules

(SNAP to Standard RJ45)

PART NO.	DESCRIPTION
TJSN6A-XX	Clarity CAT6A
TJSN6-XX	Clarity CAT6

NOTE: For color options, replace XX with 09 (Fog White), 36 (Blue), 42 (Orange), 44 (Yellow), 45 (Green), 68 (Gray).



TRACJACK FACE PLATE

TJSN6-36

SNAP Inline Couplers

(SNAP to SNAP feedthru)

SNAP™ inline coupler will allow multiple lengths of SNAP cable assemblies to be connected together in a horizontal channel or permanent link. This product is targeted for use in the open office, flexible workplaces or environments where there is a predisposition that work station layouts will be frequently modified. Factory terminated cabling offers a time saving approach to initial installation and future MAC work.

PART NO.	DESCRIPTION
TJSNIC-53	SNAP inline coupler TracJack®, orange



TJSNIC-53

Notes

Notes

FIBER OPTIC SOLUTIONS

We offer complete fiber optic solutions that are designed to deliver the most advanced network performance, with a variety of density and connector options for maximum compatibility.

Our offering includes a broad range of fiber platforms, from Infinium systems for the most demanding applications, to Q-Series systems that make the most of an IT budget. Along with greater density support, Legrand fiber enclosure systems deliver the usual benefits – simple installation, easy administration, and high performance. As networks evolve to support higher bandwidths and new architectures, Legrand helps maximize enclosure investment by designing our enclosure systems to allow for simple swaps of components while utilizing the same enclosure.

Three performance tiers define these diverse fiber platforms. Leading with Infinium Quantum, the world's first Quantum-Low loss fiber solution, Infinium Ultra, a leading Ultra-Low loss fiber solution, and Infinium Core, the low loss fiber solution. Each of these performance tiers is a complete end-to-end solution that were purposefully engineered to work together as a seamless solution that delivers unsurpassed network performance within data centers or building networks.

Pre-Terminated MTP Solutions

Splice solutions will have lower total channel connection loss

Infinium Quantum

Single-Mode total channel connection loss: 0.75dB
Single-Mode total channel connection return loss: 49dB
Multimode total channel connection loss: 0.70dB
Multimode total channel connection return loss: 37dB

Infinium Ultra

Single-Mode total channel connection loss: 1.2dB
Single-Mode total channel connection return loss: 49dB
Multimode total channel connection loss: 1.0dB
Multimode total channel connection return loss: 16dB

Infinium Core

Single-Mode total channel connection loss: 2.1dB
Single-Mode total channel connection return loss: 49dB
Multimode total channel connection loss: 2.5dB
Multimode total channel connection return loss: 16dB

Pre-Terminated accl*AIM* Solutions

Infinium Core

Single-Mode typical total channel connection loss: 0.45dB
Single-Mode total channel connection return loss: 49dB
Multimode typical total channel connection loss: 0.40dB
Multimode total channel connection return loss: 16dB

FIBER OPTIC SOLUTIONS



	INFINIUM HIGH-DENSITY ENHANCED	INFINIUM acclAIM ACCESS ENCLOSURE	PANELS, HIGH, & STANDARD DENSITY	Q-SERIES STANDARD DENSITY
TYPICAL APPLICATIONS	Campus Network Building Network Data Center	Hyper Scale Data Center Colocation Data Center Enterprise Data Center	Building Networks Data Center	Building Networks
KEY FEATURES	▪ Single person install and tool-less adjustments ▪ Internal LED lights and white tray for visibility ▪ Magnetic Latch One hand open/shut	▪ Single person install ▪ Enclosure release button for drawer release ▪ Spring loaded top cover and slide out drawer extension up to 10" for improved access	▪ Flat and angles configurations ▪ Supports mixed-media applications	▪ Front doors, rear doors and removable top panels ▪ Rear knockouts for horizontal cabling entrances
MAX # OF FIBERS PER RU (SC)	48		48	36
MAX # OF FIBERS PER RU (LC)	96		96	72
MAX # OF FIBERS PER RU (12F MPO)	384		576	216
MAX # OF FIBERS PER RU (24F MPO)	768		1152	432
MDC	128		Up to 384	96
acclAIM SOLUTION WITH MDC	96	288		
CASSETTES / ADAPTER PANELS PER RU	LM4 (4), LM8 (12)		LMH (8 12F, 12 8F)	LM2 (3)
DRAWER FACES & CABLE MANAGEMENT TRAY	Sliding	Complete Enclosure Sliding Drawer	Fixed	Sliding
BASE 12 SUPPORT	Yes	Yes	Yes	Yes
BASE 8 SUPPORT	Yes	Yes	Yes	No
SPLICING CAPABILITIES	Splice Cassettes	Splice Tray	Splice Tray - Ultra High Density Panel Only	Splice Cassettes, Pigtails, Splice-On Connectors
COLOR OPTIONS	Magnesium	Magnesium	Black	Black
CONTRIBUTES TO LEED CREDIT	Yes	Yes	Yes	Yes
ADAPTER PANELS	HDFP / HD8FP		HDFM/HD6FM	OFP
CASSETTES	LM4 / LM8		LMH	LM2

Note: *MPO adapter panels will be available in 2022

FIBER OPTIC SOLUTIONS

Infinium accl*AIM*

accl*AIM* has redefined fiber architecture, replacing cassette-based solutions with direct connections, which eliminates extra components, and cost. accl*AIM* delivers the lowest insertion loss available on the market, the most optical headroom, improved density, flexibility and system lifecycle.

The accl*AIM*™ Alignment Independent Multifiber (AIM) fiber interconnect system is designed to mate multiples of 8-fiber trunk cable connectors directly to arrays of twin-fiber patch cord connectors by means of a "conversion adapter".

Features and Benefits

- Approaching Infinite Scalability: Based on the simplified design, unparalleled performance, and flexibility of architecture, Infinium accl*AIM* has an almost limitless migration path
  - Media Interface: 10GBASE, 25GBASE, 40GBASE, 100GBASE, 400GBASE & Beyond
- Sustainable Migration: Due to the vast migration capability accl*AIM* enables sustainability through fewer components and drastically longer life cycles making the accl*AIM* network infrastructure solution a sustainable building asset for decades to come.
- Application Defined Polarity: Polarity can be adapted to nearly any link configuration; preplanned, on site, or on the fly - No option to determine when ordering or designing.
- Direct Mating Breakout: accl*AIM* connectors mate directly to an array of twin fiber patch cords - Simplify Connectivity
- No Gender Considerations: No pins, just direct connections
- Go Live Faster: Easy to stock and short lead times for conversion adapters enable rapid or emergency deployment
- Near Lossless: Insertion loss near zero
- Scan QR code for updates
- HDFA Ultra-High Density Plus (UHD+): Max # of fibers per RU **192F** (96 MDC)
- OFP Ultra High Density: Max # of fibers per RU **144F** (72 MDC)

Fiber Conversion Adapter Panels

Part Number	Description	Connector Style	Fiber / Adapter Count	Color
HDFP-AAE24AC	Infinium Adapter	accl*AIM* to accl*AIM*	24 (3 - Adapters)	Blue
HDFP-AAE24LC	Infinium Adapter	accl*AIM* to accl*AIM*	24 (3 - Adapters)	Aqua
HDFP-AAE24QC	Infinium Adapter	accl*AIM* to accl*AIM*	24 (3 - Adapters)	Lime
HDFP-AAE48AC	Infinium Adapter	accl*AIM* to accl*AIM*	48 (6 - Adapters)	Blue
HDFP-AAE48LC	Infinium Adapter	accl*AIM* to accl*AIM*	48 (6 - Adapters)	Aqua
HDFP-AAE48QC	Infinium Adapter	accl*AIM* to accl*AIM*	48 (6 - Adapters)	Lime
HDFP-AME24LC	accl*AIM* / MDC (4)	accl*AIM* / MDC (4)	24 (3 - Adapters)	Aqua
HDFP-AME24QC	accl*AIM* / MDC (4)	accl*AIM* / MDC (4)	24 (3 - Adapters)	Lime
HDFP-AME24AC	accl*AIM* / MDC (4)	accl*AIM* / MDC (4)	24 (3 - Adapters)	Blue
HDFP-AME48LC	accl*AIM* / MDC (4)	accl*AIM* / MDC (4)	48 (6 - Adapters)	Aqua
HDFP-AME48QC	accl*AIM* / MDC (4)	accl*AIM* / MDC (4)	48 (6 - Adapters)	Lime
HDFP-AME48AC	accl*AIM* / MDC (4)	accl*AIM* / MDC (4)	48 (6 - Adapters)	Blue
OFP-AAE24AC	Q-Series	accl*AIM* to accl*AIM*	24 (3 - Adapters)	Blue
OFP-AAE24LC	Q-Series	accl*AIM* to accl*AIM*	24 (3 - Adapters)	Aqua
OFP-AAE24QC	Q-Series	accl*AIM* to accl*AIM*	24 (3 - Adapters)	Lime
OFP-AAE48AC	Q-Series	accl*AIM* to accl*AIM*	48 (6 - Adapters)	Blue
OFP-AAE48LC	Q-Series	accl*AIM* to accl*AIM*	48 (6 - Adapters)	Aqua
OFP-AAE48QC	Q-Series	accl*AIM* to accl*AIM*	48 (6 - Adapters)	Lime



HDFP-AAE24AC



HDFP-AAE48LC



OFP-AAE24QC



OFP-AAE48AC



OFP-AME24LC



OFP-AME48QC

acclAIM Splice-On Pigtail

Part Number	Connector Style	Core Diam.	Fiber Type	Fiber Count	Jacket Type	Length	UOM	Color
C00AMC37S5J0M0003M	accl*AIM* to Laser Cleaved Blunt End	9/125 µm	OS2 (SM)	8	Plenum	2	Meters	Yellow
C00AMC37S5E0M0003M	accl*AIM* to Laser Cleaved Blunt End	50/125 µm	OM4 (MM)	8	Plenum	3	Meters	Aqua

FIBER OPTIC SOLUTIONS

Infinium™ accl*AIM*

Fiber Trunk Cable Assembly

Part Number	Description	Fiber Type	Fiber Count	Polarity	Jacket Type	Length	UoM
CAMAMC37S5JMM0xxxM(F)	Infinium Core	OS2	8	C	Plenum	xxx	M / F
CAMAMC37S5EMM0xxxM(F)	Infinium Core	OM4	8	C	Plenum	xxx	M / F
CAMAMC37S5HMM0xxxM(F)	Infinium Core	OM5	8	C	Plenum	xxx	M / F
CAMAMC63SAJMM0xxxM(F)	Infinium Core	OS2	24	C	Plenum	xxx	M / F
CAMAMC63SAEMM0xxxM(F)	Infinium Core	OM4	24	C	Plenum	xxx	M / F
CAMAMC63SAHMM0xxxM(F)	Infinium Core	OM5	24	C	Plenum	xxx	M / F
CAMAMC63SEJMM0xxxM(F)	Infinium Core	OS2	48	C	Plenum	xxx	M / F
CAMAMC63SEEMM0xxxM(F)	Infinium Core	OM4	48	C	Plenum	xxx	M / F
CAMAMC63SEHMM0xxxM(F)	Infinium Core	OM5	48	C	Plenum	xxx	M / F

Note: UOM = Unit of Measure - (M) Meters / (F) Feet
Note: Other Pre-Configured options are available or trunks can be fully customized to fit your individual need.

Pre-Configured LC Uniboot to MDC Patch Cords

Part Number	Description	Fiber Type	Polarity	Form Factor	Jacket Type	Length	UOM	Insertion Loss (Max)
L1-802JA2JYB0002F	Infinium Core, LC Uniboot to MDC	OS2	A-A	Duplex DFX	Plenum	2	Feet	0.30 dB
L1-802JA2JYB0003F	Infinium Core, LC Uniboot to MDC	OS2	A-A	Duplex DFX	Plenum	3	Feet	0.30 dB
L1-802JA2JYB0004F	Infinium Core, LC Uniboot to MDC	OS2	A-A	Duplex DFX	Plenum	4	Feet	0.30 dB
L1-802JA2JYB0001M	Infinium Core, LC Uniboot to MDC	OS2	A-A	Duplex DFX	Plenum	1	Meters	0.30 dB
L1-802JA2JYB0002M	Infinium Core, LC Uniboot to MDC	OS2	A-A	Duplex DFX	Plenum	2	Meters	0.30 dB
L1-802JA2JYB0003M	Infinium Core, LC Uniboot to MDC	OS2	A-A	Duplex DFX	Plenum	3	Meters	0.30 dB
L1-802JA2EAB0002F	Infinium Core, LC Uniboot to MDC	OM4	A-A	Duplex DFX	Plenum	2	Feet	0.50 dB
L1-802JA2EAB0003F	Infinium Core, LC Uniboot to MDC	OM4	A-A	Duplex DFX	Plenum	3	Feet	0.50 dB
L1-802JA2EAB0004F	Infinium Core, LC Uniboot to MDC	OM4	A-A	Duplex DFX	Plenum	4	Feet	0.50 dB
L1-802JA2EAB0001M	Infinium Core, LC Uniboot to MDC	OM4	A-A	Duplex DFX	Plenum	1	Meters	0.50 dB
L1-802JA2EAB0002M	Infinium Core, LC Uniboot to MDC	OM4	A-A	Duplex DFX	Plenum	2	Meters	0.50 dB
L1-802JA2EAB0003M	Infinium Core, LC Uniboot to MDC	OM4	A-A	Duplex DFX	Plenum	3	Meters	0.50 dB

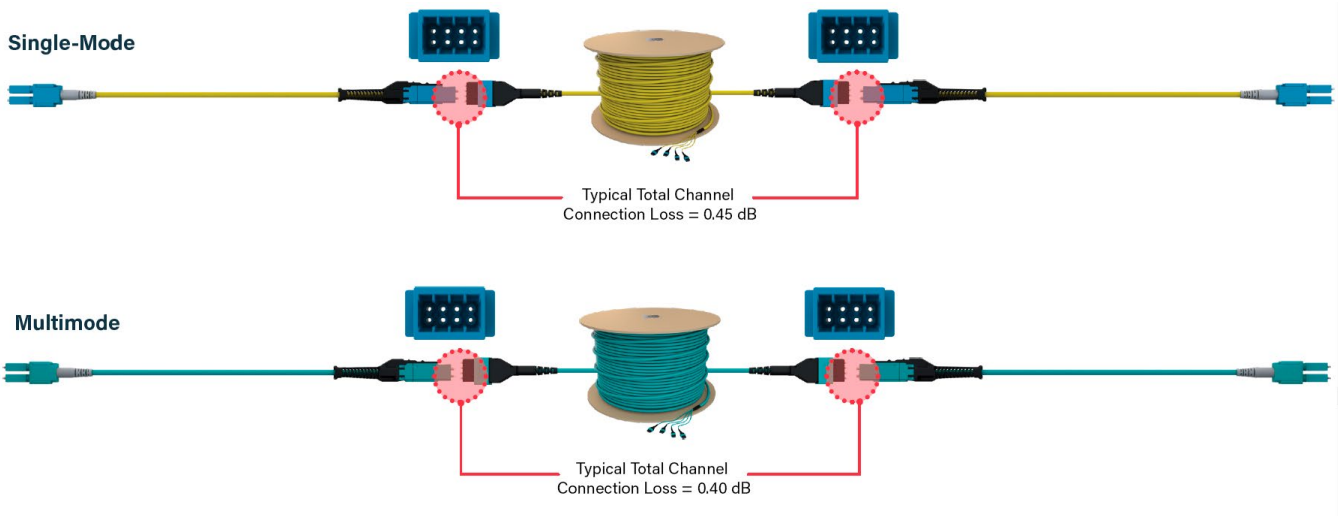

FIBER OPTIC SOLUTIONS

Infinium™ accl*AIM*

LC to accl*AIM* Harness

Part Number	Connector Style	Core Diameter	Fiber Type	Fiber Count	Length	UoM	Color
C80AM137S5JEM0001M	4x LC to accl*AIM*	9/125 µm	OS2 (SM)	8	1	Meters	Yellow
C80AM137S5JEM0002M	4x LC to accl*AIM*	9/125 µm	OS2 (SM)	8	2	Meters	Yellow
C80AM137S5JEM0003M	4x LC to accl*AIM*	9/125 µm	OS2 (SM)	8	3	Meters	Yellow
C80AM137S5JEM0004M	4x LC to accl*AIM*	9/125 µm	OS2 (SM)	8	4	Meters	Yellow
C80AM137S5JEM0005M	4x LC to accl*AIM*	9/125 µm	OS2 (SM)	8	5	Meters	Yellow
C80AM137S5JEM0010M	4x LC to accl*AIM*	9/125 µm	OS2 (SM)	8	10	Meters	Yellow
C80AM137S5JEM0002F	4x LC to accl*AIM*	9/125 µm	OS2 (SM)	8	2	Feet	Yellow
C80AM137S5JEM0003F	4x LC to accl*AIM*	9/125 µm	OS2 (SM)	8	3	Feet	Yellow
C80AM137S5JEM0004F	4x LC to accl*AIM*	9/125 µm	OS2 (SM)	8	4	Feet	Yellow
C80AM137S5JEM0005F	4x LC to accl*AIM*	9/125 µm	OS2 (SM)	8	5	Feet	Yellow
C80AM137S5JEM0010F	4x LC to accl*AIM*	9/125 µm	OS2 (SM)	8	10	Feet	Yellow
C80AM137S5JEM0015F	4x LC to accl*AIM*	9/125 µm	OS2 (SM)	8	15	Feet	Yellow
C80AM137S5EEM0001M	4x LC to accl*AIM*	50/125 µm	OM4 (MM)	8	1	Meters	Aqua
C80AM137S5EEM0002M	4x LC to accl*AIM*	50/125 µm	OM4 (MM)	8	2	Meters	Aqua
C80AM137S5EEM0003M	4x LC to accl*AIM*	50/125 µm	OM4 (MM)	8	3	Meters	Aqua
C80AM137S5EEM0004M	4x LC to accl*AIM*	50/125 µm	OM4 (MM)	8	4	Meters	Aqua
C80AM137S5EEM0005M	4x LC to accl*AIM*	50/125 µm	OM4 (MM)	8	5	Meters	Aqua
C80AM137S5EEM0010M	4x LC to accl*AIM*	50/125 µm	OM4 (MM)	8	10	Meters	Aqua
C80AM137S5EEM0002F	4x LC to accl*AIM*	50/125 µm	OM4 (MM)	8	2	Feet	Aqua
C80AM137S5EEM0003F	4x LC to accl*AIM*	50/125 µm	OM4 (MM)	8	3	Feet	Aqua
C80AM137S5EEM0004F	4x LC to accl*AIM*	50/125 µm	OM4 (MM)	8	4	Feet	Aqua
C80AM137S5EEM0005F	4x LC to accl*AIM*	50/125 µm	OM4 (MM)	8	5	Feet	Aqua
C80AM137S5EEM0010F	4x LC to accl*AIM*	50/125 µm	OM4 (MM)	8	10	Feet	Aqua
C80AM137S5EEM0015F	4x LC to accl*AIM*	50/125 µm	OM4 (MM)	8	15	Feet	Aqua



FIBER OPTIC SOLUTIONS

Infinium™ High Density Enhanced Enclosure System

M4 Drawer Face – Premium Solutions

The Infinium HD-E enclosures, a 2018 Cabling Installation & Maintenance Innovators Awards Silver Honoree, are the perfect solution for fiber networks in data centers and building networks. The high-density footprint accommodates up to 96 LC fibers in a 1U rack space. These enclosures have many innovative features designed with installers, contractors, and network professionals in mind – providing a simplified process when installing or working within the enclosures.

This enclosure features an M4 (Base 12) drawer face, accepting Legrand's HDFP adapter panels, M4 cassettes, and M4 splice cassettes. The drawer face can be removed and replaced with a LM8 (Base 8) drawer face for network upgrades or migrations after being installed within a rack.

Features:

- Single-person install and tool-less adjustments
- Internal LED lights and white tray for visibility
- Easy migration between Base 12 and Base 8
- Innovative Cable Management
- Max # of fibers per RU (SC) – **48** (LC) – **96**
- Max # of fibers per RU (12F MPO) – **384**
- Max # of fibers per RU (24F MPO) – **768**
- Cassettes/Adapter panels per RU – **4**

PART NO.	DESCRIPTION
INFC01U-M4-E	Infinium HD-E Rack Mount Enclosure 1U, M4 Drawer Face
INFC02U-M4-E	Infinium HD-E Rack Mount Enclosure 2U, M4 Drawer Face
INFC04U-M4-E	Infinium HD-E Rack Mount Enclosure 4U, M4 Drawer Face



INFC02U-M4-E

High Density Wall Mount Fiber Patch/Splice Enclosure – Premium Solutions

The High-Density Wall Mount Fiber Patch/Splice Enclosure system is designed to support high density LAN or POL applications in building networks. The all steel chassis enables reliable protection and management of fiber optic cable patching, splicing, and connecting. The enclosure also enables distribution of backbone cabling to active equipment, switching, or cross/interconnect horizontal area. The 4-panel footprint accommodates up to 96 LC fibers. Each enclosure is compatible with HDFP Adapter Panels, Fiber Splice Trays, and LM4/M4 Pre-terminated or Splice Cassettes.

Features:

- High Density: Accepts 8, 12, 16 or 24 fiber LM4 or M4 pre-terminated or splice cassettes, splice tray, and HDFP adapter panels
- Low-Profile Design: Providing unobtrusive protection and management of all enclosed cabling infrastructure
- Cable Management: Protect and safely route all sensitive fibers with the included cable management system, central strength member bracket, and bend limiters
- Cable Ingress and Egress: Four ingress or egress points with rubber grommets help to protect and route all connectivity infrastructure.



HDSMFC-24PS

PART NO.	DESCRIPTION	MAX FIBER COUNT	MAX LC PORT COUNT	MAX PANEL COUNT
HDSMFC-24PS-00	High Density Wall Mount Fiber Patch/Splice Enclosure, 4 Panel, Black	768	96	4

FIBER OPTIC SOLUTIONS

Infinium™ High Density Enhanced Enclosure System

High-Density Fiber Patch Panel – Premium Solutions

Legrand® raised floor patch panels allow data center managers and designers to take advantage of under-utilized installation space beneath the raised floor structure, providing greater flexibility in structured cabling design and maximizing usage of premium data center floor space. Specifically designed to be installed in raised floor enclosures that are part of the cabling pathways, the raised floor fiber patch panels address the special bend radius and depth requirements of fiber optic cabling systems.

The raised floor patch panel is also often used with the Mighty Mo® overhead rack, found on page 136. The Mighty Mo overhead cable pathway racks provide cable management and an innovative mounting method for 19 in rack mount copper and fiber panels and enclosures. The overhead pathway racks allow horizontal connectivity to be supported by the overhead pathway, freeing up valuable rack or cabinet space below.

Features:

- Fiber patch panel for underfloor or overhead installation
- 19 in W, 1-unit or 2-unit high models available
- Designed for installation within 2 ft x 2ft underfloor box with angled mounting rails
- Removable/reusable labeling cards

Benefits

- Allows data center manager to take advantage of under-utilized space beneath raised floor or overhead
- Provides the flexibility to suit any installation
- Horizontal patch panel orientation
- Convenient and accurate cabling administration and record keeping that is easily removed to provide rear patching access

High-Density Flush Mounting Fiber Patch Panel

PART NO.	HEIGHT	ADAPTER COMPATIBILITY	CASSETTE COMPATIBILITY	CAPACITY	MAX FIBER COUNT (LC)
RFPHD01U	1 RU	HDFP	LM4 / M4	4	96 Quad
RFPHD02U	2 RU	HDFP	LM4 / M4	8	192 Quad



RFPHD02U

High-Density Angled Mounting Fiber Patch Panel 45°

PART NO.	HEIGHT	ADAPTER COMPATIBILITY	CASSETTE COMPATIBILITY	CAPACITY	MAX FIBER COUNT (LC)
RFPAHD02U	2 RU	HDFP	LM4 / M4	8	192 Quad



RFPAHD02U

FIBER OPTIC SOLUTIONS

Infinium™ High Density Enhanced Enclosure System

High-Density Cable Manager

The high-density cable manager can be used behind the Mighty Mo® overhead cable pathway rack to manage excess slack. Includes: (1) 8pk of 1/4 round cable management spools (Makes (2) complete spools)

PART NO.	DESCRIPTION
HDCM-001	High Density Cable Manger, 1 RU - Black
60401185	Additional Fiber Spool Kit, (1) 8 Pack, makes 2 complete spools



HDCM-001

High-Density Angled Mounting Fiber Patch Panel 56°-60°

PART NO.	HEIGHT	ADAPTER COMPATIBILITY	CASSETTE COMPATIBILITY	CAPACITY	MAX FIBER COUNT (LC)
RFPAHD01UA	1 RU	HDFP	LM4 / M4	4	96 Quad



RFPAHD02UA

Angled Stand-off Bracket Kit

Kit used with raised floor enclosure with 56º–60º mounting rails. These stand-off brackets may be needed to extend the mounting surface of the raised floor enclosure to accommodate the depth limitations of some 2 ft x 2 ft raised floor enclosures. Includes left and right bracket.

PART NO.	DESCRIPTION
60400968	Angled Stand-Off Bracket Kit (for Floor Enclosure) - Black



60400968

HDFP Adapter Panel – Premium Solutions

Infinium HDFP Adapter Panels offer pass through connections and front-loading access. The compact design optimizes space and features fiber port labeling for easier identification. Compatible with Infinium HD-E Rack Mount Fiber Enclosure with M4 Drawer Face.

PART NO.	CONNECTOR STYLE	FIBER TYPE	FIBER COUNT	COLOR
HDFP-BLANK	NA	NA	NA	Black
HDFP-LCD08AC	LC Duplex	OS2 (SM)	8	Blue
HDFP-LCD08LC	LC Duplex	OM3 / OM4 (MM)	8	Aqua
HDFP-LCD08QC	LC Duplex	OM5 (MM)	8	Lime
HDFP-LCD12AC	LC Duplex	OS2 (SM)	12	Blue
HDFP-LCD12CC	LC Duplex APC	OS2 (SM)	12	Green
HDFP-LCD12LC	LC Duplex	OM3 / OM4 (MM)	12	Aqua
HDFP-LCD12QC	LC Duplex	OM5 (MM)	12	Lime
HDFP-LCD12MB	LC Duplex	OM1 (MM)	12	Beige
HDFP-LCQ16AC	LC Quad	OS2 (SM)	16	Blue
HDFP-LCQ16LC	LC Quad	OM3 / OM4 (MM)	16	Aqua
HDFP-LCQ16QC	LC Quad	OM5 (MM)	16	Lime
HDFP-LCQ24AC	LC Quad	OS2 (SM)	24	Blue
HDFP-LCQ24BC	LC Quad	OS2 (SM)	24	Orange
HDFP-LCQ24FC	LC Quad	All	24	White
HDFP-LCQ24GC	LC Quad	OS2 (SM)	24	Red
HDFP-LCQ24HC	LC Quad	All	24	Black
HDFP-LCQ24JC	LC Quad	OM3 / OM4 (MM)	24	Violet
HDFP-LCQ24LC	LC Quad	OM3 / OM4 (MM)	24	Aqua
HDFP-LCQ24QC	LC Quad	OM5 (MM)	24	Lime
HDFP-LCQ24MB	LC Quad	OM1 (MM)	24	Beige
HDFP-MDC32AC	MDC	OS2 (SM)	32	Blue
HDFP-MDC32LC	MDC	OM3/OM4 (MM)	32	Aqua
HDFP-MDC32QC	MDC	OM5 (MM)	32	Lime
HDFP-MPA72CA	(6) MPO	OS2 (SM)	72	Green
HDFP-MPA72FA	(6) MPO	OM5 (MM)	72	White
HDFP-MPA72LA	(6) MPO	OM3 / OM4 (MM)	72	Aqua
HDFP-MPA72ED	(6) MPO	All (TYPE B-Aligned key)	72	Gray
HDFP-MPA72GA	(6) MPO	All (24)	144	Red
HDFP-MPA96CA	(8) MPO	OS2 (SM)	96	Green
HDFP-MPA96FA	(8) MPO	OM5 (MM)	96	White
HDFP-MPA96LA	(8) MPO	OM3 / OM4 (MM)	96	Aqua
HDFP-SCD12AC	SC Duplex	OS2 (SM)	12	Blue
HDFP-SCD12CC	SC Duplex APC	OS2 (SM)	12	Green
HDFP-SCD12LC	SC Duplex	OM3 / OM4 (MM)	12	Aqua
HDFP-SCD12QC	SC Duplex	OM5 (MM)	12	Lime



HDFP-LCD12LC



HDFP-LCQ24AC



HDFP-MPA96CA



HDFP-SCD12AC

M4 Cassettes – Premium Solutions

Infinium M4 Cassettes are part of a complete fiber solution. When combined with matched Infinium Trunks and Infinium Patch Cable Assemblies the solution can enable industry leading pre-terminated performance and universal polarity for simple, fast and consistent and simplified installation. Compatible with Infinium HD-E Rack Mount Fiber Enclosure with M4 Drawer Face.

ITEM NO.	CONNECTOR STYLE (FR TO RR)	FIBER TYPE	FIBER COUNT	TIER LEVEL	TOTAL INSERTION LOSS (MAX)	FRONT INSERTION LOSS (MAX)	REAR INSERTION LOSS (MAX)	RETURN LOSS (MIN)	POLARITY
LM4-LC12H-1A1UN	LC PC - MPO (M) PC	OM4	12	Core	1.25dB	0.50dB	0.75dB	19dB	Universal
LM4-LC24H-2A1UN	LC PC - MPO (M) PC	OM4	24	Core	1.25dB	0.50dB	0.75dB	19dB	Universal
LM4-LC24H-3C1UN	LC PC - 3 MPO(F) PC	OM4	24	Core	1.25dB	0.50dB	0.75dB	19dB	Universal
LM4-LC12J	LC UPC - MPO (M) APC	OS2	12	Core	1.05dB	0.30dB	0.75dB	52dB	Universal
LM4-LC24J	LC UPC - MPO (M) APC	OS2	24	Core	1.05dB	0.30dB	0.75dB	52dB	Universal
LM4-LC24J-3C1UN	LC UPC - 3 MPO(F) APC	OS2	24	Core	1.05dB	0.30dB	0.75dB	52dB	Universal
LM4-LA24J-3C1UN	LC APC - 3 MPO(F) APC	OS2	24	Core	1.15dB	0.40dB	0.75dB	54.6dB	Universal
LM4-LC24H-3C3UN	LC PC - 3 MPO(F) PC	OM4	24	Ultra	0.50dB	0.15dB	0.35dB	19dB	Universal
LM4-LA12J-1A2UN	LC APC - MPO (M) APC	OS2	12	Ultra	0.60dB	0.25dB	0.35dB	54.6dB	Universal
LM4-LC12J-1A2UN	LC UPC - MPO (M) APC	OS2	12	Ultra	0.60dB	0.25dB	0.35dB	52dB	Universal
LM4-LC24J-2A2UN	LC UPC - MPO (M) APC	OS2	24	Ultra	0.60dB	0.25dB	0.35dB	52dB	Universal
LM4-LC24J-1A2H1	LC UPC - MPO 24F (M) APC	OS2	24	Ultra	0.60dB	0.25dB	0.35dB	52dB	100GbE to 10GbE*
LM4-LC12H	LC PC - MPO (M) PC	OM4	12	Ultra	0.50dB	0.15dB	0.35dB	19dB	Universal
LM4-LC24H	LC PC - MPO (M) PC	OM4	24	Ultra	0.50dB	0.15dB	0.35dB	19dB	Universal
LM4-LA24J-3C2UN	LC APC - 3 MPO(F) APC	OS2	24	Ultra	0.60dB	0.25dB	0.35dB	54.6dB	Universal
LM4-LC24J-3C2UN	LC UPC - 3 MPO(F) APC	OS2	24	Ultra	0.60dB	0.25dB	0.35dB	52dB	Universal
LM4-LC24J-1A3H1	LC UPC - MPO 24F (M) APC	OS2	24	Quantum	0.375dB	0.14dB	0.235dB	52dB	100GbE to 10GbE*
LM4-LC12H-1A4UN	LC PC - MPO (M) APC	OM4	12	Quantum	0.35dB	0.10dB	0.25dB	37dB	Universal
LM4-LC24H-2A4UN	LC PC - MPO (M) APC	OM4	24	Quantum	0.35dB	0.10dB	0.25dB	37dB	Universal
LM4-LC12W	LC PC - MPO (M) APC	OM5	12	Quantum	0.35dB	0.10dB	0.25dB	37dB	Universal
LM4-LC24W	LC PC - MPO (M) APC	OM5	24	Quantum	0.35dB	0.10dB	0.25dB	37dB	Universal
LM4-LC12J-1A3UN	LC UPC - MPO (M) APC	OS2	12	Quantum	0.375dB	0.14dB	0.235dB	52dB	Universal
LM4-LC24J-2A3UN	LC UPC - MPO (M) APC	OS2	24	Quantum	0.375dB	0.14dB	0.235dB	52dB	Universal
M4MAE24-09A2K1	(3)MPO (M) APC - (2)MPO (M) APC	OS2	24	Ultra	0.70dB	0.35dB	0.35dB	52dB	40GbE to 100GbE*
M4MAE24-09B2K1	(3)MPO (M) APC - (1)MPO (M) APC	OS2	24	Ultra	0.70dB	0.35dB	0.35dB	52dB	40GbE to 100GbE*
M4MAE24-50EB3K1	(3)MPO (M) PC - (1)MPO (M) PC	OM4	24	Ultra	0.70dB	0.35dB	0.35dB	17dB	40GbE to 100GbE*
M4MAE24-50EA3K1	(3)MPO (M) PC - (2)MPO (M) PC	OM4	24	Ultra	0.70dB	0.35dB	0.35dB	17dB	40GbE to 100GbE*
M4MAE48-50EA3K1	(6)MPO (M) PC - (4)MPO (M) PC	OM4	48	Ultra	0.70dB	0.35dB	0.35dB	17dB	40GbE to 100GbE*
M4MAE48-50EB3K1	(6)MPO (M) PC - (2)MPO (M) PC	OM4	48	Ultra	0.70dB	0.35dB	0.35dB	17dB	40GbE to 100GbE*
M4MBE48-50EA3K1	(6)MPO(F) PC - (4)MPO(M) PC	OM4	48	Ultra	0.70dB	0.35dB	0.35dB	17dB	40GbE to 100GbE*
M4MAE48-09A2K1	(6)MPO (M) APC - (4)MPO (M) APC	OS2	48	Ultra	0.70dB	0.35dB	0.35dB	52dB	40GbE to 100GbE*
M4MBE48-09B2K1	(6)MPO (M) APC - (2)MPO (M) APC	OS2	48	Ultra	0.70dB	0.35dB	0.35dB	52dB	40GbE to 100GbE*
M4MAE48-09B2K1	(6)MPO (F) APC - (2)MPO (M) APC	OS2	48	Ultra	0.70dB	0.35dB	0.35dB	52dB	40GbE to 100GbE*
M4MAE24-09A3K1	(3)MPO (M) APC - (2)MPO (M) APC	OS2	24	Quantum	0.47dB	0.235dB	0.235dB	52dB	40GbE to 100GbE*
M4MAE24-09B3K1	(3)MPO (M) APC - (1)MPO (M) APC	OS2	24	Quantum	0.47dB	0.235dB	0.235dB	52dB	40GbE to 100GbE*
M4MAE24-50WB4K1	(3)MPO (M) APC - (1)MPO (M) APC	OM5	24	Quantum	0.50dB	0.25dB	0.25dB	37dB	40GbE to 100GbE*
M4MAE24-50WA4K1	(3)MPO (M) APC - (2)MPO (M) APC	OM5	24	Quantum	0.50dB	0.25dB	0.25dB	37dB	40GbE to 100GbE*
M4MAE48-50WA4K1	(6)MPO (M) APC - (4)MPO (M) APC	OM5	48	Quantum	0.50dB	0.25dB	0.25dB	37dB	40GbE to 100GbE*
M4MAE48-50WB4K1	(6)MPO (M) APC - (2)MPO (M) APC	OM5	48	Quantum	0.50dB	0.25dB	0.25dB	37dB	40GbE to 100GbE*
M4MBE48-50WA4K1	(6)MPO (F) APC - (4)MPO (M) APC	OM5	48	Quantum	0.50dB	0.25dB	0.25dB	37dB	40GbE to 100GbE*
M4MAE48-09A3K1	(6)MPO (M) APC - (4)MPO (M) APC	OS2	48	Quantum	0.47dB	0.235dB	0.235dB	52dB	40GbE to 100GbE*
M4MAE48-09B3K1	(6)MPO (M) APC - (2)MPO (M) APC	OS2	48	Quantum	0.47dB	0.235dB	0.235dB	52dB	40GbE to 100GbE*
M4MBE48-09B3K1	(6)MPO (F) APC - (2)MPO (M) APC	OS2	48	Quantum	0.47dB	0.235dB	0.235dB	52dB	40GbE to 100GbE*

M4 Splice Cassettes – Premium Solutions

Infinium M4 Splice Cassettes enable industry leading performance, fast field termination, and provide cable management within the housing. The Splice Cassettes are designed for use with Single-Mode (OS2) or Multimode (OM4/OM5) Fiber, Houses 12-24 fibers and are available in LC Duplex or LC Quad port configurations. Compatible with Infinium HD-E Rack Mount Fiber Enclosure with M4 Drawer Face.


M4LCD12-09S1A1


M4LCQ24-50ER3A1


M4LAQ24-09R3A1

ITEM NO.	CONNECTOR STYLE	FIBER TYPE	FIBER COUNT	TIER LEVEL	CONNECTOR INSERTION LOSS (MAX)	CONNECTOR RETURN LOSS (MIN)	SPLICE TYPE
M4LCD12-09S1A1	LC UPC	OS2	12	Core	0.30dB	55dB	Single Fiber
M4LCQ24-09R1A1	LC UPC	OS2	24	Core	0.30dB	55dB	Ribbon Fiber
M4LAD12-09S1A1	LC APC	OS2	12	Core	0.40dB	65dB	Single Fiber
M4LAQ24-09R1A1	LC APC	OS2	24	Core	0.40dB	65dB	Ribbon Fiber
M4SCD12-09S1A1	SC UPC	OS2	12	Core	0.30dB	55dB	Single Fiber
M4SAD12-09S1A1	SC APC	OS2	12	Core	0.40dB	65dB	Single Fiber
M4LAD12-09R1A1	LC APC	OS2	12	Core	0.40dB	65dB	Ribbon Fiber
M4LAQ24-09S1A1	LC APC	OS2	24	Core	0.40dB	65dB	Single Fiber
M4LCD12-09R1A1	LC UPC	OS2	12	Core	0.30dB	55dB	Ribbon Fiber
M4LCD12-50ER1A1	LC PC	OM4	12	Core	0.50dB	26dB	Ribbon Fiber
M4LCQ24-09S1A1	LC UPC	OS2	24	Core	0.30dB	55dB	Single Fiber
M4LCQ24-50ES1A1	LC PC	OM4	24	Core	0.50dB	26dB	Single Fiber
M4SAD12-09R1A1	SC APC	OS2	12	Core	0.40dB	65dB	Ribbon Fiber
M4SCD12-09R1A1	SC UPC	OS2	12	Core	030dB	55dB	Ribbon Fiber
M4SCD12-50ER1A1	SC PC	OM4	12	Core	0.50dB	26dB	Ribbon Fiber
M4LCD12-50ES3A1	LC PC	OM4	12	Ultra	0.15dB	26dB	Single Fiber
M4LCQ24-50ER3A1	LC PC	OM4	24	Ultra	0.15dB	26dB	Ribbon Fiber
M4SCD12-50ES3A1	SC PC	OM4	12	Ultra	0.15dB	26dB	Single Fiber
M4LCD12-50ER3A1	LC PC	OM4	12	Ultra	0.15dB	26dB	Ribbon Fiber
M4LCQ24-50ES3A1	LC PC	OM4	24	Ultra	0.15dB	26dB	Single Fiber
M4SCD12-50ER3A1	SC PC	OM4	12	Ultra	0.15dB	26dB	Ribbon Fiber
M4LCD12-09R2A1	LC UPC	OS2	12	Ultra	0.25dB	55dB	Ribbon Fiber
M4LCD12-09S2A1	LC UPC	OS2	12	Ultra	0.25dB	55dB	Single Fiber
M4LCQ24-09R2A1	LC UPC	OS2	24	Ultra	0.25dB	55dB	Ribbon Fiber
M4LCQ24-09S2A1	LC UPC	OS2	24	Ultra	0.25dB	55dB	Single Fiber
M4LCD12-50ER4A1	LC PC	OM4	12	Quantum	0.10dB	40dB	Ribbon Fiber
M4LCD12-50ES4A1	LC PC	OM4	12	Quantum	0.10dB	40dB	Single Fiber
M4LCD12-50WR4A1	LC PC	OM5	12	Quantum	0.10dB	40dB	Ribbon Fiber
M4LCD12-50WS4A1	LC PC	OM5	12	Quantum	0.10dB	40dB	Single Fiber
M4LCQ24-50ER4A1	LC PC	OM4	24	Quantum	0.10dB	40dB	Ribbon Fiber
M4LCQ24-50ES4A1	LC PC	OM4	24	Quantum	0.10dB	40dB	Single Fiber
M4LCQ24-50WR4A1	LC PC	OM5	24	Quantum	0.10dB	40dB	Ribbon Fiber
M4LCQ24-50WS4A1	LC PC	OM5	24	Quantum	0.10dB	40dB	Single Fiber
M4SCD12-50ER4A1	SC PC	OM4	12	Quantum	0.10dB	40dB	Ribbon Fiber
M4SCD12-50WR4A1	SC PC	OM5	12	Quantum	0.10dB	40dB	Ribbon Fiber
M4LCD12-09R3A1	LC PC	OS2	12	Quantum	0.14dB	55dB	Ribbon Fiber
M4LCD12-09S3A1	LC PC	OS2	12	Quantum	0.14dB	55dB	Single Fiber
M4LCQ24-09S3A1	LC PC	OS2	24	Quantum	0.14dB	55dB	Single Fiber
M4LCQ24-09R3A1	LC PC	OS2	24	Quantum	0.14dB	55dB	Ribbon Fiber

FIBER OPTIC SOLUTIONS

Infinium™ High Density Enclosure System

LM8 Drawer Face (Base 8) – Premium Solutions

The Infinium High Density (HD) enclosures, a 2018 Cabling Installation & Maintenance Innovators Awards Silver Honoree, are the perfect solution for fiber networks in data centers and building networks. The high-density footprint accommodates up to 96 LC fibers in a 1U rack space. These enclosures have many innovative features designed with installers, contractors, and network professionals in mind–providing a simplified process when installing or working within the enclosures. This enclosure features an LM8 (Base 8) drawer face, accepting Legrand's HD8FP adapter panels and LM8 cassettes. The drawer face can be removed and replaced with a M4 (Base 12) drawer face for migrations after being installed into the rack.

Features:

- Single-person install and tool-less adjustments
- Internal LED lights and white tray for visibility
- Easy migration between Base 8 and Base 12
- Innovative Cable Management
- Max # of fibers per RU (LC) – **96**
- Max # of fibers per RU (8F MPO) – **384**
- Cassettes/Adapter panels per RU – **12**

Infinium HD Enclosure – LM8 – Premium Solutions

PART NO.	DESCRIPTION
INFC01U-M8-E	Infinium HD Rack Mount Enclosure 1U, LM8 Drawer Face
INFC02U-M8-E	Infinium HD Rack Mount Enclosure 2U, LM8 Drawer Face
INFC04U-M8-E	Infinium HD Rack Mount Enclosure 4U, LM8 Drawer Face



INFC02U-M8-E

FIBER OPTIC SOLUTIONS

Infinium™ High Density Enclosure System

HD8FP Adapters for Base-8 Applications – Premium Solutions

Infinium HD8FP Adapter Panels offer pass through connections and front-loading access for base 8 applications. Compatible with Infinium HD Rack Mount Fiber Enclosure with LM8 Drawer Face.

PART NO.	CONNECTOR STYLE	FIBER TYPE	FIBER COUNT	COLOR
HD8FP-LCQ08AC	LC	OS2	8	Blue
HD8FP-LCQ08CC	LC APC	OS2	8	Green
HD8FP-LCQ08LC	LC	OM3/OM4	8	Aqua
HD8FP-LCQ08QC	LC	OM5	8	Lime
HD8FP-MPANAAA	MPO	OS2	32	Blue
HD8FP-MPANACA	MPO APC	OS2	32	Green
HD8FP-MPANAED	MPO	All (Type B – Aligned Key)	32	Gray
HD8FP-MPANAFD	MPO APC	OM5	32	White
HD8FP-MPANALA	MPO	OM3/OM4	32	Aqua
HD8FP-MPANAMA	MPO	OM1	32	Beige



HD8FP-LCQ08LC

LM8 Cassettes for Base-8 Applications – Premium Solutions

Infinium LM8 Cassettes are designed to enable Base 8 architecture and be part of a complete fiber solution. When combined with matched Infinium Trunks and Infinium Patch Cable Assemblies the solution enables industry leading pre-terminated performance and universal polarity for simple, fast and consistent and simplified installation. Compatible with Infinium HD Rack Mount Fiber Enclosure with LM8 Drawer Face.



LM8-LC08H

PART NO.	CCONNECTOR STYLE (FRONT-TO-REAR)	FIBER TYPE	FIBER COUNT	TIER LEVEL	INSERTION LOSS (MAX)	FRONT INSERTION LOSS (MAX)	REAR INSERTION LOSS (MAX)	RETURN LOSS (MIN)	POLARITY
LM8-LC08H-1C1UN	MPO (F) PC - LC PC	OM4	8	Core	1.25dB	0.50dB	0.75dB	19dB	Universal
LM8-LA08J	MPO (F) APC - LC APC	OS2	8	Core	1.15dB	0.40dB	0.75dB	54.6dB	Universal
LM8-LC08J	MPO (F) APC - LC UPC	OS2	8	Core	1.05dB	0.30dB	0.75dB	52dB	Universal
LM8-LC08H	MPO (F) PC - LC PC	OM4	8	Ultra	0.50dB	0.15dB	0.35dB	19dB	Universal
LM8-LC08J-1C2UN	MPO (F) APC - LC UPC	OS2	8	Ultra	0.60dB	0.25dB	0.35dB	52dB	Universal
LM8-LC08H-1C4UN	MPO (F) APC - LC PC	OM4	8	Quantum	0.35dB	0.10dB	0.25dB	37dB	Universal
LM8-LC08J-1C3UN	MPO (F) APC - LC UPC	OS2	8	Quantum	0.375dB	0.14dB	0.235dB	52dB	Universal
LM8-LC08W	MPO (F) APC - LC PC	OM5	8	Quantum	0.35dB	0.10dB	0.25dB	37dB	Universal

FIBER OPTIC SOLUTIONS

Infinium™ High Density Enclosure System

Infinium Access™, Ultra-High Density + (UHD+) Rack-Mount Fiber Enclosure -

features industry leading access and visibility to install, manage, and maintain within extreme density, making it perfect for ultra-dense fiber patching applications. The 1RU patented enclosure drawer release, spring loaded top cover, and cable management in the front and rear of the enclosure enable unprecedented access to fiber cabling. The Infinium Access enclosure utilizes Quad MDC to accl*AIM* conversion adapters which simplify design, reduce labor, minimize loss, and maximize lifecycle.

Features & Benefits

Enclosure Release Button: The enclosure drawer slides forward up to 10 inches, clearing the plain of equipment, enabling unprecedented access to the fibers and cassettes.

Spring Loaded Top Cover: The enclosure drawer opens, slides forward, and the top cover raises automatically after buttons on both sides of the cover are pressed, enabling tremendous access to the front patch cables.

Over-Under: The Infinium Access Enclosure has an opening in the bottom. This innovative design along with the open enclosure ceiling allows the tech to remove the rear accl***AIM*** connectors from the top or the bottom of the enclosure.

Splice Options: If splicing is preferred or needed, the Infinium Access can accommodate two 144 fiber splice trays mounted in the back of the enclosure.

Infinium accl*AIM* Connectivity: minimize loss, longer lifecycle, simplify design, reduce labor.

Density

Maximum Fibers per Rack Unit: 288

Maximum VSFF (MDC or SN) Connectors per Rack Unit: 144

Maximum accl*AIM* Connectors per Rack Unit: 36



PART NO.	DESCRIPTION
ACCESS-01U-UM	Infinium Access, 1 Rack Unit (RU), Rack Mount Fiber Enclosure - Unloaded
ACCESS-01U-MA	Infinium Access, 1 Rack Unit (RU), Rack Mount Fiber Enclosure - 4 Duplex MDC to accl*AIM* Conversion Adapter (288 Fiber), OS2 Single-Mode
ACCESS-01U-ML	Infinium Access, 1 Rack Unit (RU), Rack Mount Fiber Enclosure - 4 Duplex MDC to accl*AIM* Conversion Adapter (288 Fiber), OM4 Multimode
ACCESS-01U-MQ	Infinium Access, 1 Rack Unit (RU), Rack Mount Fiber Enclosure - 4 Duplex MDC to accl*AIM* Conversion Adapter (288 Fiber), OM5 Multimode
ACCESS-01U-AA	Infinium Access, 1 Rack Unit (RU), Rack Mount Fiber Enclosure - accl*AIM* to accl*AIM* Adapter (288 Fiber), OS2 Single-Mode
ACCESS-01U-AL	Infinium Access, 1 Rack Unit (RU), Rack Mount Fiber Enclosure - accl*AIM* to accl*AIM* Adapter (288 Fiber), OM4 Multimode
ACCESS-01U-AQ	Infinium Access, 1 Rack Unit (RU), Rack Mount Fiber Enclosure - accl*AIM* to accl*AIM* Adapter (288 Fiber), OM5 Multimode
205ANM08T-A	Infinium Access, 4 Duplex MDC to accl*AIM*, OS2 Single-Mode, Conversion Adapter - 3 Pack, Blue
205ANM08T-L	Infinium Access, 4 Duplex MDC to accl*AIM*, OM4 Multimode, Conversion Adapter - 3 Pack, Aqua
205ANM08T-Q	Infinium Access, 4 Duplex MDC to accl*AIM*, OM5 Multimode, Conversion Adapter - 3 Pack, Lime
205ANA08T-A	Infinium Access, accl*AIM* to accl*AIM*, OS2 Single-Mode, Adapter - 3 Pack, Blue
205ANA08T-L	Infinium Access, accl*AIM* to accl*AIM*, OM4 Multimode, Adapter - 3 Pack, Aqua
205ANA08T-Q	Infinium Access, accl*AIM* to accl*AIM*, OM5 Multimode, Adapter - 3 Pack, Lime
HILOC-CRADLE-KIT	HiLOC Cradle Kit - 6 Pack

FIBER OPTIC SOLUTIONS

Infinium 384 - Ultra High Density, MDC Adapter, 1U Rack Mount Fiber Panel

Infinium 384 - UHD MDC 1U Panel

Offers ultra-high density Mini Duplex Connector (MDC) pass-through adapters which are organized to maximize fiber density while using the flexible and robust MDC connectors. These 1RU panels offer a density of 384 fibers (192 MDC Connectors) in a single unit of rack space. These panels have a front door to provide a clean look and to help protect the delicate cables. The rear support plate comes with two Multi-Use Mounting plates that feature eight HiLOC cradles. For cable management both the front and rear of the panel have several tiedown points to ensure proper routing, protection and a clean look for the fiber cables housed within the panel. The construction of the panel is powder-coated steel and is designed for optimal performance.

Features:

- **Panel Door**: These panels have a front door to provide a clean look and to help protect the delicate cables
- **Cable Management Front**: Four individual tie downs provide proper routing and protection of cables. While the front pillars ensure that cables do not pass the side egress point
- **Cable Management Rear**: The rear support plate come with two Multi-Use Mounting plates that feature eight HiLOC cradles for quick and easy secure trunk mounting. While the rear support plate has 22 tie down points and 4 rear lip tie downs to maximize cable management and ensure proper routing
- **Splicing**: The rear support plate also offers compatibility with the FST3-A144 splice tray, enabling ribbon splicing on this panel



Density
Max # of fibers per RU - 384F (192 MDC)

PART NO.	DESCRIPTION
PMDC-01U-A	Infinium 384, Ultra-High Density 1U MDC Rack Mount Fiber Panel – Blue MDC Adapters
PMDC-01U-L	Infinium 384, Ultra-High Density 1U MDC Rack Mount Fiber Panel – Aqua MDC Adapters

FIBER OPTIC SOLUTIONS

Unloaded Modular Panel Systems

Modular Panel Systems

These modular panels support rear loading of HDFM adapter panels, HDJ adapters and LMH cassettes. Available in 24, 48 or 72 port, in a black or white finish, and in high or standard density, these panels include a rear cable management bar with straps to support a clean and organized look. The construction of the panel is powder-coated steel and is designed for optimal performance. Customize these panels for each application with support for mixed media applications for copper and fiber, and even add individual 40/100G uplinks.

Features:

- Flat and angled configurations
- Supports mixed media applications
- Max # of fibers per RU (SC) – **48**
- Max # of fibers per RU (LC) – **96**
- Max # of fibers per RU (12F MPO) – **576**
- Max # of fibers per RU (24F MPO) – **1,152**

Unloaded Modular HD Panels (Mixed Media) – Premium Solutions

FLAT		ANGLED		
Black	White	Black	White	
PART NO.				**DESCRIPTION**
PHDHJU24	PHDHJU24-W	PHAHJU24	PHAHJU24-W	HDJ Series 24 Port Unloaded Panel, 1U
PHDHJU48	PHDHJU48-W	PHAHJU48	PHAHJU48-W	HDJ Series 48 Port Unloaded Panel, 1U
PHDHJU72	PHDHJU72-W	PHAHJU72	PHAHJU72-W	HDJ Series 72 Port Unloaded Panel, 2U



PHAHJU24-W

Unloaded Modular HD Panels (Fiber Only) – Premium Solutions

FLAT	ANGLED	
PART NO.		**DESCRIPTION**
PHDFMU48	PHAFMU48	HDJ Series 48 Port Unloaded Panel with Labeling, 1U
HDCM001	-	Fiber Rear Cable Management Tray, 1RU, Management Spools Included



PHDFMU48

FIBER OPTIC SOLUTIONS

Unloaded Modular Panel Systems

Unloaded Modular SD Panels – Premium Solutions

Black	White	
PART NO.		**DESCRIPTION**
PSDHJU48	PSDHJU48-W	Standard Density Unloaded Panel, 2U



PSDHJU48

HDJ Workstation Face Plates – Premium Solutions

HDJ wall plates are supplied with labeling fields and mounting hardware. Accepts rear-loading HDJ series jacks or modules. Works with HDFM fiber modules.

PART NO.	DESCRIPTION
403HDJ11-XX	1-Port Face Plate, HDJ Jack, Single-Gang
403HDJ12-XX	2-Port Face Plate, HDJ Jack, Single-Gang
403HDJ13-XX	3-Port Face Plate, HDJ Jack, Single-Gang
403HDJ14-XX	4-Port Face Plate, HDJ Jack, Single-Gang
403HDJ16-XX	6-Port Face Plate, HDJ Jack, Single-Gang
403HDJ212-XX	12-Port Face Plate, HDJ Jack, Dual-Gang

NOTE: Remove -XX for Fog White, for other colors, replace XX with 00 (Black), 13 (Ivory), 78 (Gray), 88 (White), 99* (Wiremold Ivory).

* MOQ required, contact customer service.



403HDJ12

HDJ Workstation Surface Mount Boxes – Premium Solutions

Compatible with HDJ series jacks and modules. Label field, screws and double-sided adhesive tape are included for mounting onto almost any surface.

PART NO.	DESCRIPTION
404HDJ1-XX	1-Port HDJ Plastic Surface Mount Box, Plenum Rated
404HDJ2-XX	2-Port HDJ Plastic Surface Mount Box, Plenum Rated
404HDJ4-99	4-Port HDJ Plastic Surface Mount Box, Ivory
404HDJ4-XX	4-Port HDJ Plastic Surface Mount Box
404HDJ6-XX	6-Port HDJ Plastic Surface Mount Box

NOTE: Includes snap-in label fields.

Remove -XX for Fog White, for other colors, replace XX with 88 (White).



404HDJ1

Inserts and Adapter Panels – Premium Solutions

Infinium HDFM Adapter Panels offer pass through connections and rear-loading access for Infinium High Density or HDJ modular panels.

ITEM NO.	CONNECTOR STYLE	FIBER TYPE	FIBER COUNT	COLOR	PACK COUNT
HDFM-FLC2CA-00	LC	OS2	2	Blue	1
HDFM25FLC2CA-00	LC	OS2	2	Blue	25
HDFM-FLC2CC-00	LC APC	OS2	2	Green	1
HDFM25FLC2CC-00	LC APC	OS2	2	Green	25
HDFM-FLC2CM-00	LC	OM1	2	Beige	1
HDFM-FLC2CL-00	LC	OM3/OM4	2	Aqua	1
HDFM-FLC2CQ-00	LC	OM5	2	Lime	1
HDFM25FLC2CL-00	LC	OM3/OM4	2	Aqua	25
HDFM25FLC2CQ-00	LC	OM5	2	Lime	25
HDFM-FLC2CB-00	LC	All	2	Orange	1
HDFM25FLC2CB-00	LC	All	2	Orange	25
HDFM-FLC2CF-00	LC	All	2	White	1
HDFM25FLC2CF-00	LC	All	2	White	25
HDFM-FLC2CG-00	LC	All	2	Red	1
HDFM25FLC2CG-00	LC	All	2	Red	25
HDFM-FLC2CH-00	LC	All	2	Black	1
HDFM25FLC2CH-00	LC	All	2	Black	25
HDFM-FLC2CI-00	LC	All	2	Yellow	1
HDFM25FLC2CI-00	LC	All	2	Yellow	25
HD6FM-FLC2CA-00	LC	OS2	12	Blue	1
HD6FM-FLC2CC-00	LC APC	OS2	12	Green	1
HD6FM-FLC2CM-00	LC	OM1	12	Beige	1
HD6FM-FLC2CL-00	LC	OM3/OM4	12	Aqua	1
HD6FM-FLC2CQ-00	LC	OM5	12	Lime	1
HDFM-FSC1CA-00	SC	OS2	1	Blue	1
HDFM-FSC1CC-00	SC APC	OS2	1	Green	1
HDFM-FSC1CM-00	SC	OM1	1	Beige	1
HDFM-FSC1CL-00	SC	OM3/OM4	1	Aqua	1
HDFM-FSC1CG-00	SC	All	1	Red	1
HDFM-FSC1CI-00	SC	All	1	Yellow	1
HD6FM-FSC1CA-00	SC	OS2	6	Blue	1
HD6FM-FSC1CC-00	SC APC	OS2	6	Green	1
HD6FM-FSC1CM-00	SC	OM1	6	Beige	1
HD6FM-FSC1CL-00	SC	OM3/OM4	6	Aqua	1
HDFM-FMTZNA-00	MPO	OS2	12	Blue	1
HDFM25FMTZNA-00	MPO	OS2	12	Blue	25
HDFM-FMTZNC-00	MPO	OS2	12	Green	1
HDFM-FMTZNF-00	MPO	OM5	12	White	1
HDFM25FMTZNF-00	MPO	OM5	12	White	25
HDFM-FMTZNM-00	MPO	OM1	12	Beige	1
HDFM-FMTZNL-00	MPO	OM3/OM4	12	Aqua	1
HDFM-FMTZNN-00	MPO	OM4+	12	Violet	1
HD6FM-FMPZAA-00	MPO	OS2	72	Blue	1
HD6FM-FMPZAC-00	MPO	OS2	72	Green	1
HD6FM-FMPZAF-00	MPO	OM5	72	White	1
HD6FM-FMPZAM-00	MPO	OM1	72	Beige	1
HD6FM-FMPZAL-00	MPO	OM3/OM4	72	Aqua	1
HDFM-FMTZNH-00	MPO	All	12	Back	1
HDFM-FMTZNG-00	MPO	All (24)	24	Red	1
HDFM-FMTZNE-00	MPO	All (Type B – Aligned Key)	12	Gray	1
HD6FM-FMPZDE-00	MPO	All (Type B – Aligned Key)	72	Gray	1

FIBER OPTIC SOLUTIONS

Unloaded Modular Panel Systems

LMH Cassettes – Premium Solutions

Infinium LMH Cassettes are part of a complete fiber solution. When combined with matched Infinium Trunks and Infinium Patch Cable Assemblies the solution enables industry leading pre-terminated performance and universal polarity for simple, fast and consistent and simplified installation. Compatible with Infinium High Density or HDJ Modular Panels.



LMH-LC12H-1A4UN

ITEM NO.	CONNECTOR STYLE (FRONT-TO-REAR)	FIBER TYPE	FIBER COUNT	TIER LEVEL	TOTAL INSERTION LOSS (MAX)	FRONT INSERTION LOSS (MAX)	REAR INSERTION LOSS (MAX)	RETURN LOSS (MIN)	POLARITY
LMH-LC08H-1C1UN	LC PC – MPO (F) PC	OM4	8	Core	1.25dB	0.50dB	0.75dB	19dB	Universal
LMH-LC12H-1A1UN	LC PC – MPO (M) PC	OM4	12	Core	1.25dB	0.50dB	0.75dB	19dB	Universal
LMH-LC08J	LC UPC – MPO (F) APC	OS2	8	Core	1.05dB	0.30dB	0.75dB	52dB	Universal
LMH-LC12J	LC UPC – MPO (M) APC	OS2	12	Core	1.05dB	0.30dB	0.75dB	52dB	Universal
LMH-LC08H	LC PC – MPO (F) PC	OM4	8	Ultra	0.50dB	0.15dB	0.35dB	19dB	Universal
LMH-LC12H	LC PC – MPO (M) PC	OM4	12	Ultra	0.50dB	0.15dB	0.35dB	19dB	Universal
LMH-LA08J-1C2UN	LC APC – MPO (F) APC	OS2	8	Ultra	0.60dB	0.25dB	0.35dB	54.6dB	Universal
LMH-LC08J-1C2UN	LC UPC – MPO (F) APC	OS2	8	Ultra	0.60dB	0.25dB	0.35dB	52dB	Universal
LMH-LC12J-1A2UN	LC UPC – MPO (M) APC	OS2	12	Ultra	0.60dB	0.25dB	0.35dB	52dB	Universal
LMH-LC12H-1A4UN	LC PC – MPO (M) APC	OM4	12	Quantum	0.35dB	0.10dB	0.25dB	37dB	Universal
LMH-LC08H-1C4UN	LC PC – MPO (F) APC	OM4	8	Quantum	0.35dB	0.10dB	0.25dB	37dB	Universal
LMH-LC08W	LC PC – MPO (F) APC	OM5	8	Quantum	0.35dB	0.10dB	0.25dB	37dB	Universal
LMH-LC12W	LC PC– MPO (M) APC	OM5	12	Quantum	0.35dB	0.10dB	0.25dB	37dB	Universal
LMH-LC12J-1A3UN	LC UPC – MPO (M) APC	OS2	12	Quantum	0.375dB	0.14dB	0.235dB	52dB	Universal

FIBER OPTIC SOLUTIONS

Q-Series Enclosure Systems

Q-Series High Density (HD) Enclosure Systems – Standard Solutions

Legrand's Q-Series HD Fiber Enclosure delivers superior network performance, with various densities and connector options for maximum compatibility. The enclosure's unique modular fiber solution is engineered with installation efficiency, and performance in mind, providing proper fiber optic cable management, protection and organization for fiber patch cords, trunks, splices, and connectors. This enclosure is compatible with all pre-terminated LM4 MPO cassettes, M4 Splice Cassettes, and splice trays (FST2-F012 or FST3-F048), HDFP adapter panels, and coordinated trunks, providing the flexibility to design and install in any application.

Rack Units	Max LC Fiber Count	Max VSFF Fiber Count	Max Cassette or Panel Count	Standard Item Number
1	96	192	4	EQ01U-KHC
2	192	384	8	EQ02U-KHC
4	384	768	16	EQ04U-KHC



EQ01U-KHC



EQ02U-KHC



EQ04U-KHC

Q-Series Standard Density (SD) Enclosure Systems – Standard Solutions

The Q-Series fiber enclosure system is designed to support standard density applications in building networks. Accepts OFP adapter panels, M2 cassettes, M2 splice cassettes, and splice trays (FST2-F012 or FST3-F048).

Rack Units	Max SC Fiber Count	Max LC Fiber Count	Max 12F MPO Fiber Count	Max 24F MPO Fiber Count	Max Cassette or Panel Count	Standard Item Number
1	36	72	216	432	3	EQ01U-CHC
2	72	144	432	864	6	EQ02U-CHC
4	144	288	864	1728	12	EQ04U-CVC



EQ02U-CHC

FIBER OPTIC SOLUTIONS

Q-Series Standard Density (SD) Enclosure Systems

Q-Series Wall Mount Enclosures – Standard Solutions

The Q-Series Wall Mounted fiber enclosure system is designed to support standard density LAN or POL applications in building networks. The all steel chassis enables reliable protection and management of fiber optic cable patching, splicing, and connecting. The enclosure also enables distribution of backbone cabling to active equipment, switching, or cross/interconnect horizontal area. The 1 panel footprint accommodates up to 24 LC fibers, the 2 panel accommodates up to 48 LC fibers, while the 4 panel accommodates up to 96 LC fibers. Each enclosure is compatible with OFP Adapter Panels, Compact 12 Fiber Splice Trays, and LM2 Pre-terminated or M2 Splice Cassettes.

Features:

- **Standard Density:** Accepts 12 or 24 fiber LM2 pre-terminated or M2 splice cassettes, FST4-F012C splice tray
- **Low-Profile Design:** Providing unobtrusive protection and management of all enclosed cabling infrastructure
- **Cable Management:** Protect and safely route all sensitive fibers with the included cable management system, central strength member bracket, and bend limiters
- **Cable Ingress and Egress:** Four ingress or egress points with rubber grommets help to protect and route all connectivity infrastructure



WQS-01P

PART NO.	DESCRIPTION	MAX FIBER COUNT	MAX LC PORT COUNT	MAX PANEL COUNT
WQS-01P	Q-Series 1 Panel Standard Density (SD) Wall Mount Fiber Enclosure	24	24	1
WQS-02P	Q-Series 2 Panel Standard Density (SD) Wall Mount Fiber Enclosure	48	48	2
WQS-04P	Q-Series 4 Panel Standard Density (SD) Wall Mount Fiber Enclosure	96	96	4
FST4-F012C	Q-Series, Compact 12 Fiber Splice Tray, Requires WQS-STB, 1 Per Splice Tray	12		

Q-Series Enclosure Accessory

PART NO.	DESCRIPTION
WQS-STB	Q-Series Compact 12 Fiber Splice Tray Mounting Bracket (Order Separately From: FST4-F012C)

NOTE: Order 1 per splice tray.



WQS-04P

FIBER OPTIC SOLUTIONS

Q-Series Standard Density (SD) Enclosure Systems

Standard Density Fiber Patch Panel – Standard Solutions

Legrand® raised floor patch panels allow data center managers and designers to take advantage of under-utilized installation space beneath the raised floor structure, providing greater flexibility in structured cabling design and maximizing usage of premium data center floor space. Specifically designed to be installed in raised floor enclosures that are part of the cabling pathways, the raised floor fiber patch panels address the special bend radius and depth requirements of fiber optic cabling systems.

The raised floor patch panel is also often used with the Mighty Mo® overhead rack, found on page 136. The Mighty Mo overhead cable pathway racks provide cable management and an innovative mounting method for 19 in rack mount copper and fiber panels and enclosures. The overhead pathway racks allow horizontal connectivity to be supported by the overhead pathway, freeing up valuable rack or cabinet space below.

Features:

- Fiber patch panel for underfloor or overhead installation
- 19 in W, 1-unit or 2-unit high models available
- Designed for installation within 2 ft x 2 ft underfloor box with angled mounting rails
- Removable/reusable labeling cards



RFP02U

Benefits

- Allows data center manager to take advantage of under-utilized space beneath raised floor or overhead
- Provides the flexibility to suit any installation
- Horizontal patch panel orientation
- Convenient and accurate cabling administration and record keeping that is easily removed to provide rear patching access



RFPA02U

Flush Mounting Fiber Patch Panel

PART NO.	HEIGHT	ADAPTER COMPATIBILITY	CASSETTE COMPATIBILITY	CAPACITY	MAX FIBER COUNT (LC)
RFP01U	1 RU	OFP	LM2 / M2	3	72 Quad
RFP02U	2 RU	OFP	LM2 / M2	6	144 Quad

Angled Mounting Fiber Patch Panel 45°

PART NO.	HEIGHT	ADAPTER COMPATIBILITY	CASSETTE COMPATIBILITY	CAPACITY	MAX FIBER COUNT (LC)
RFPA01U	1 RU	OFP	LM2 / M2	3	72 Quad
RFPA02U	2 RU	OFP	LM2 / M2	6	144 Quad

FIBER OPTIC SOLUTIONS

Q-Series Standard Density (SD) Enclosure Systems

Cable Manager

The high-density cable manager can be used behind the Mighty Mo® overhead cable pathway rack to manage excess slack.

Includes: (1) 8pk of 1/4 round cable management spools
(Makes (2) complete spools)

PART NO.	DESCRIPTION
HDCM-001	High Density Cable Manger, 1 RU - Black



HDCM-001

Angled Mounting Fiber Patch Panel 58°

PART NO.	HEIGHT	ADAPTER COMPATIBILITY	CASSETTE COMPATIBILITY	CAPACITY	MAX FIBER COUNT (LC)
RFPA01U-A	1 RU	OFP	LM2 / M2	3	72 Quad
RFPA02U-A	2 RU	OFP	LM2 / M2	6	144 Quad

NOTES: Please contact raised floor enclosure manufacturer to verify rail angle. May require stand-off bracket kit when using Momentum cassettes.



RFPA02U-A

Angled Stand-off Bracket Kit

Kit used with raised floor enclosure with 58º mounting rails. These stand-off brackets may be needed to extend the mounting surface of the raised floor enclosure to accommodate the depth limitations of some 2 ft x 2 ft raised floor enclosures. Includes left and right bracket.

PART NO.	DESCRIPTION
60400968	Angled Stand-Off Bracket Kit (for Floor Enclosure) – Black



60400968

OFP Adapter Panels – Standard Solutions

Q-Series OFP Standard Density Adapter Panels offer pass-through connections and front-loading access for Q-Series Enclosures. Compatible with Q-Series Rack Mount or Wall Mount Fiber Enclosures.

PART NO.	CONNECTOR STYLE	FIBER TYPE	FIBER COUNT	COLOR
OFP-BLANK	NA	NA	NA	Black
OFP-LCD08AC	LC	OS2	8	Blue
OFP-LCD08LC	LC	OM3 / OM4	8	Aqua
OFP-LCD12AC	LC	OS2	12	Blue
OFP-LCD12CC	LC APC	OS2	12	Green
OFP-LCD12MB	LC	OM1	12	Beige
OFP-LCD12LC	LC	OM3 / OM4	12	Aqua
OFP-LCD12BC	LC	All	12	Orange
OFP-LCD12GC	LC	All	12	Red
OFP-LCD12IC	LC	All	12	Yellow
OFP-LCD12PC	LC	All	12	Dark Green
OFP-LCQ16AC	LC	OS2	16	Blue
OFP-LCQ16LC	LC	OM3 / OM4	16	Aqua
OFP-LCQ24AC	LC	OS2	24	Blue
OFP-LCQ24CC	LC APC	OS2	24	Green
OFP-LCQ24MB	LC	OM1	24	Beige
OFP-LCQ24LC	LC	OM3 / OM4	24	Aqua
OFP-LCQ24GC	LC	All	24	Red
OFP-LCQ24IC	LC	All	24	Yellow
OFP-LCQ24JC	LC	All	24	Violet
OFP-LCQ24PC	LC	All	24	Dark Green
OFP-SCD06AC	SC	OS2	6	Blue
OFP-SCD06CC	SC APC	OS2	6	Green
OFP-SCS06AC	SC	OS2	6	Blue
OFP-SCS06CC	SC APC	OS2	6	Green
OFP-SCS06MB	SC	OM1	6	Beige
OFP-SCD06MB	SC	OM1	6	Beige
OFP-SCS06LC	SC	OM3 / OM4	6	Aqua
OFP-SCD06LC	SC	OM3 / OM4	6	Aqua
OFP-SCD08AC	SC	OS2	8	Blue
OFP-SCD08MB	SC	OM1	8	Beige
OFP-SCD08LC	SC	OM3 / OM4	8	Aqua
OFP-SCD12AC	SC	OS2	12	Blue
OFP-SCD12CC	SC APC	OS2	12	Green
OFP-SCD12MB	SC	OM1	12	Beige
OFP-SCD12LC	SC	OM3 / OM4	12	Aqua
OFP-STD08AC	ST	OS2	8	Blue
OFP-STD08MB	ST	OM1	8	Beige
OFP-STD08LC	ST	OM3 / OM4	8	Aqua
OFP-STD12AC	ST	OS2	12	Blue
OFP-STD12MB	ST	OM1	12	Beige
OFP-STD12LC	ST	OM3 / OM4	12	Aqua
OFP-MPA72CA	MPO	OS2	72	Green
OFP-MPA72MA	MPO	OM1	72	Beige
OFP-MPA72LA	MPO	OM3 / OM4	72	Aqua
OFP-MPA96CA	MPO	OS2	96	Green
OFP-MPA96MA	MPO	OM1	96	Beige
OFP-MPA96LA	MPO	OM3 / OM4	96	Aqua


OFP-LCD12LC


OFP-LCQ24AC


OFP-LCQ24LC


OFP-MPA96CA


OFP-MPA72MA


OFP-MPA72LA


OFP-MPA72CA

FIBER OPTIC SOLUTIONS

Q-Series Standard Density (SD)

M2 Cassettes – Standard Solutions

Q-Series M2 Standard Density Cassettes are part of a complete fiber solution. When combined with matched Infinium Trunks and Infinium Patch Cable Assemblies the solution enables industry leading pre-terminated performance and universal polarity for simple, fast and consistent and simplified installation. Compatible with Q-Series Rack Mount or Wall Mount Fiber Enclosures.



LM2-LC12J

ITEM NO.	CONNECTOR STYLE (FRONT-TO-REAR)	FIBER TYPE	FIBER COUNT	TIER LEVEL	TOTAL INSERTION LOSS (MAX)	FRONT INSERTION LOSS (MAX)	REAR INSERTION LOSS (MAX)	RETURN LOSS (MIN)	POLARITY
LM2-LC12H	LC PC - MPO(M) PC	OM4	12	Core	1.25dB	0.50dB	0.75dB	19dB	Universal
LM2-LC12J	LC UPC - MPO(M) APC	OS2	12	Core	1.05dB	0.30dB	0.75dB	52dB	Universal
LM2-LC24H	LC PC - MPO(M) PC	OM4	24	Core	1.25dB	0.50dB	0.75dB	19dB	Universal
LM2-LC24J	LC UPC - MPO(M) APC	OS2	24	Core	1.05dB	0.30dB	0.75dB	52dB	Universal
LM2-LC12J-1A2UN	LC UPC - MPO(M) APC	OS2	12	Ultra	0.60dB	025dB	0.35dB	52dB	Universal
LM2-LC24J-2A2UN	LC UPC - MPO(M) APC	OS2	24	Ultra	0.60dB	0.25dB	0.35dB	52dB	Universal

FIBER OPTIC SOLUTIONS

Q-Series Standard Density (SD)

M2 Splice Cassettes – Standard Solutions

Q-Series M2 Splice Cassettes enable excellent performance, fast field termination, and provide cable management within the housing. These standard density Splice Cassettes are designed for use with Single-Mode (OS2) or Multimode (OM4) Fiber, Houses 12-24 fibers and are available in LC Duplex or LC Quad port configurations. Compatible with Q-Series Fiber Enclosures.



M2LCQ24-091A1



M2LCD12-50E2A

PART NO.	CONNECTOR STYLE	FIBER TYPE	FIBER COUNT	TIER LEVEL	CONNECTOR INSERTION LOSS (MAX)	CONNECTOR RETURN LOSS (MIN)	SPLICE TYPE
M2LCD12-50E1A1R	LC PC	OM4	12	Core	0.50dB	26dB	Ribbon Fiber
M2LCQ24-50E1A1S	LC PC	OM4	24	Core	0.50dB	26dB	Single Fiber
M2SCD12-50E1A1R	SC PC	OM4	12	Core	0.50dB	26dB	Ribbon Fiber
M2LCD12-091A1S	LC UPC	OS2	12	Core	0.30dB	55dB	Single Fiber
M2LCQ24-091A1R	LC UPC	OS2	24	Core	0.30dB	55dB	Ribbon Fiber
M2LCD12-09A1A1S	LC APC	OS2	12	Core	0.40dB	65dB	Single Fiber
M2LCQ24-09A1A1R	LC APC	OS2	24	Core	0.40dB	65dB	Ribbon Fiber
M2SCD12-091A1S	SC UPC	OS2	12	Core	0.30dB	55dB	Single Fiber
M2SCD12-09A1A1S	SC APC	OS2	12	Core	0.40dB	65dB	Single Fiber
M2LCD12-091A1R	LC UPC	OS2	12	Core	0.30dB	55dB	Ribbon Fiber
M2LCD12-09A1A1R	LC APC	OS2	12	Core	0.40dB	65dB	Ribbon Fiber
M2LCQ24-091A1S	LC UPC	OS2	24	Core	0.30dB	55dB	Single Fiber
M2LCQ24-09A1A1S	LC APC	OS2	24	Core	0.40dB	65dB	Single Fiber
M2SCD12-091A1R	SC UPC	OS2	12	Core	0.30dB	55dB	Ribbon Fiber
M2SCD12-09A1A1R	SC APC	OS2	12	Core	0.40dB	65dB	Ribbon Fiber
M2LCD12-50E1A1S	LC PC	OM4	12	Core	0.50dB	26dB	Single Fiber
M2LCQ24-50E1A1R	LC PC	OM4	24	Core	0.50dB	26dB	Ribbon Fiber
M2SCD12-50E1A1S	SC PC	OM4	12	Core	0.50dB	26dB	Single Fiber
M2LCD12-50E3A1S	LC PC	OM4	12	Ultra	0.15dB	26dB	Single Fiber
M2LCQ24-50E3A1R	LC PC	OM4	24	Ultra	0.15dB	26dB	Ribbon Fiber
M2SCD12-50E3A1S	SC PC	OM4	12	Ultra	0.15dB	26dB	Single Fiber
M2LCD12-50E3A1R	LC PC	OM4	12	Ultra	0.15dB	26dB	Ribbon Fiber
M2LCQ24-50E3A1S	LC PC	OM4	24	Ultra	0.15dB	26dB	Single Fiber
M2SCD12-50E3A1R	SC PC	OM4	12	Ultra	0.15dB	26dB	Ribbon Fiber

FIBER OPTIC SOLUTIONS

Passive Optical LAN Splitters

Passive Optical Lan Splitters – Standard Solutions

A Passive Optical LAN (POL) Splitter is used in place of a workgroup switch, optimizing resources with a simple, space-saving installation that provides benefits such as cost reductions, greater efficiencies, scalability, and a clear upgrade path.

M2 POL Splitter

(Compatible with Q-Series Rack Mount or Wall Mount Fiber Enclosures.)

PART NO.	DESCRIPTION
M2S1108LA092M	M2 1x8 POL Splitter, LC/APC Connectors, 2m Pigtails
M2S1116LA092M	M2 1x16 POL Splitter, LC/APC Connectors, 2m Pigtails
M2S1132LA092M	M2 1x32 POL Splitter, LC/APC Connectors, 2m Pigtails
M2S2108LA092M	M2 2x8 POL Splitter, LC/APC Connectors, 2m Pigtails
M2S2116LA092M	M2 2x16 POL Splitter, LC/APC Connectors, 2m Pigtails
M2S2132LA092M	M2 2x32 POL Splitter, LC/APC Connectors, 2m Pigtails
M2S1108SA092M	M2 1x8 POL Splitter, SC/APC Connectors, 2m Pigtails
M2S1116SA092M	M2 1x16 POL Splitter, SC/APC Connectors, 2m Pigtails
M2S1132SA092M	M2 1x32 POL Splitter, SC/APC Connectors, 2m Pigtails
M2S2108SA092M	M2 2x8 POL Splitter, SC/APC Connectors, 2m Pigtails
M2S2116SA092M	M2 2x16 POL Splitter, SC/APC Connectors, 2m Pigtails
M2S2132SA092M	M2 2x32 POL Splitter, SC/APC Connectors, 2m Pigtails
M2S1216SA092M	M2 Dual 1x16 POL Splitter, SC/APC Connectors, 2m Pigtails



M2S2132SA092M

M4 & HDCA POL Splitters – Premium Solutions

(Compatible with Infinium HD-E Rack Mount Fiber Enclosures with M4 Drawer Face, HD Panels (Mixed Media), or Infinium Panel.)

PART NO.	DESCRIPTION
M4S1108SA091M	M4 1x8 POL Splitter, SC/APC Connectors, 1m Pigtails
M4S1116SA091M	M4 1x16 POL Splitter, SC/APC Connectors, 1m Pigtails
M4S1132SA091M	M4 1x32 POL Splitter, SC/APC Connectors, 1m Pigtails
M4S1108SA092M	M4 1x8 POL Splitter, SC/APC Connectors, 2m Pigtails
M4S1116SA092M	M4 1x16 POL Splitter, SC/APC Connectors, 2m Pigtails
M4S1132SA092M	M4 1x32 POL Splitter, SC/APC Connectors, 2m Pigtails
M4S2132SA091M	M4 2x32 POL Splitter, SC/APC Connectors, 1m Pigtails
M4S2132SA092M	M4 2x32 POL Splitter, SC/APC Connectors, 2m Pigtails
M4S1216SA091M	M4 Dual 1x16 POL Splitter, SC/APC Connectors, 1m Pigtails
M4S1216SA092M	M4 Dual 1x16 POL Splitter, SC/APC Connectors, 2m Pigtails
HDCAS1108SA09	1x8 (1 SC to 8 LC) POL Fiber Splitter, OS2 HDCA Cassette, SC/APC



M4S1132SA091M

PART NO.	DESCRIPTION
RMS011164SA09	1U Rack mount 1x64 POL Splitter, SC/APC Connectors



RMS011164SA09

FIBER OPTIC SOLUTIONS

Infinium Fiber Trunk Cable Assembly Configurator

CONCATENATED PART NO.	PERFORMANCE LEVEL	CONN. A	CONN. B	POLARITY	CABLE TYPE	CABLE VENDOR	FIBER COUNT	FIBER TYPE	BREAK-OUT A	BREAK-OUT B	OPTIONS	LENGTH	UNIT OF MEASURE
Q8686B37S7QMM2125F	Q	86	86	B	37	S	7	Q	M	M	2	125	F

Performance Level
Q – Quantum
U – Ultra
C – Core

CONNECTORS A & B SIDE

acclAIM Connectors
AM - SM or MM Octal Ferrule

Quantum Performance (MTP)
70 - SM Pinned
71 - SM Non-Pinned
85 - SM PRO Pinned
86 - SM PRO Non-Pinned
1E - MM APC Non-Pinned
1U - MM PRO APC Pinned
1V - MM PRO APC Non-Pinned
41A - MM APC Pinned

LC Connectors
01 - LC (Core, Ultra, Quantum MM)
35 - LC (Quantum SM)

Core Performance (MTP)
46 - MM Pinned
47 - MM Non-Pinned
62 - SM Pinned
63 - SM Non-Pinned
1G - MM PRO Pinned
1H - MM PRO Non-Pinned
1N - SM PRO Pinned
1P - SM PRO Non-Pinned

Ultra Performance (MTP)
54 - MM Pinned
55 - MM Non-Pinned
70 - SM Pinned
71 - SM Non-Pinned
83 - MM PRO Pinned
84 - MM PRO Non-Pinned
85 - SM PRO Pinned
86 - SM PRO Non-Pinned

Polarity
0 - LC Non-Clipped
2 - LC Clipped A-B
B - Type B: 1-1
C - Type C: 1-1

Fiber Type
E - OM4 MM
H - OM5 MM
J - OS2 (Standard)
Q - OS2 Quantum
OM5 Uses Quantum MM APC MTP

Cable Type
10 – 3.0mm (Above 12F)
37 – 3.0mm (12F or Less)
63 – 2.0mm (Base-8)
67 – 3.0mm, LSZH, 12F
68 – 2.0mm, LSZH, 12F
Other types available

Cable Vendor
0 - Non-Specific
S - Superior Essex
D - Draka/Prysmian (LSZH)

Fiber Count
5 – 8F
7 – 12F
A – 24F
E – 48F
Other counts available

Length
xxx – Must be 3 Digits

Breakouts (Sides A & B)
E - LC No Stagger
F - LC Standard Stagger
M - MTP No Stagger
N - MTP Standard Stagger

Options
1 - Spool only
2 - Spool, Pulling Eye, No Labels
8 - Spool, Pulling Eye, Labels
More options available for Pulling Eye and Labeling
'Unspooled' Options Available

Unit of Measure

F-Feet	M-Meters

Instructions

Use the applicable feature tables, select the appropriate designation code and apply to the coordinating cell in the configurator.

Please Note: With hundreds of configuration options, this table has been condensed to the most common choices to simplify the trunk assembly configuration process, there are various rules for trunk construction that may be applied, forcing a change to the part number.

If you require other configuration options or assistance with designing the appropriate trunk for your application, please contact Legrand support.

Phone number **1.800.934.5432** Email **customerservice.DAT@legrand.us**

Pre-Configured Trunk Examples

PART NO.	DESCRIPTION
Q7171B10S7QMM8125F	Infinium Quantum, 125ft, 12F MTP to MTP (Non-Pinned, No Stagger), Plenum OS2, Type B:1-1 Polarity, Spool, PE-A, Label-A
Q1E1EB10S7EMM8125F	Infinium Quantum, 125ft, 12F MTP to MTP (Non-Pinned, No Stagger), Plenum OM4, Type B:1-1 Polarity, Spool, PE-A, Label-A
U5555B10S7EMM8125F	Infinium Ultra, 125ft, 12F MTP to MTP (Non-Pinned, No Stagger), Plenum OM4, Type B:1-1 Polarity, Spool, PE-A, Label-A
U6363B10S7JMM8125F	Infinium Ultra, 125ft, 12F MTP to MTP (Non-Pinned, No Stagger), Plenum OS2, Type B:1-1 Polarity, Spool, PE-A, Label-A
C4747B10S7EMM8125F	Infinium Core, 125ft, 12F MTP to MTP (Non-Pinned, No Stagger), Plenum OM4, Type B:1-1 Polarity, Spool, PE-A, Label-A
C6363B10S7JMM8125F	Infinium Core, 125ft, 12F MTP to MTP (Non-Pinned, No Stagger), Plenum OS2, Type B:1-1 Polarity, Spool, PE-A, Label-A

FIBER OPTIC SOLUTIONS

Infinium Fiber Patch Cord Assembly Configurator

CONCATENATED PART NO.	PERFORMANCE LEVEL	CONN. A	CONN. B	POLARITY	CABLE DIAMETER	FIBER TYPE	JACKET COLOR	JACKET TYPE	PACKAGING	LENGTH	UNIT OF MEASURE
L1-0101B2QY21010F	L1	01	01	B	2	Q	Y	2	1	010	F

Performance Level
L1 – Core
L3 – Ultra
L4 – Quantum

CONN. (Connectors)
01 – LC Duplex
02 – SC
35 – SM Quantum LC Duplex
80 - LC Uniboot
2M - SM Quantum LC Uniboot

Polarity
A – A -A (Clipped)
B – A-B (Clipped)
Standard

Cable Diameter
2 – 2.0mm
3 – 3.0mm

Fiber Type
E – OM4
H – OM5
J – OS2
Q – OS2 Quantum

Jacket Color
A – Aqua
Y – Yellow

Jacket Type
2 – Riser Duplex Zip
B - Plenum Duplex DFX (Uniboot)
D – Plenum Duplex Zip
E - LSZH Duplex Zip
L - LSZH Duplex DFX (Uniboot)

Packaging
0 – No Test Result (Core)
1 – Test Result (Ultra/ Quantum)

Unit of Measure
F – Feet
M – Meters

Instructions

Use the applicable feature tables, select the appropriate designation code and apply to the coordinating cell in the configurator.

Please Note: With hundreds of configuration options, this table has been condensed to the most common choices to simplify the patch cable assembly configuration process. If you require other configuration options or assistance with designing the appropriate patch cable assembly for your application, please contact Legrand support.

Phone number **1.800.934.5432** Email **customerservice.DAT@legrand.us**

FIBER OPTIC SOLUTIONS

Pre-Configured Infinium Patch Cable Assemblies

Pre-Configured Infinium Quantum Single-Mode Patch Cable Assemblies

Individual Patch Cable Assembly – Quantum-Low Insertion Loss: 0.14 dB Insertion loss

Part of a Quantum – Low Loss System: When combined with Infinium Quantum Trunks and Infinium Quantum Cassettes

- Single-mode total channel connection loss: 0.75 dB
- Single-mode total channel connection return loss: 49 dB

Cable Size: All configurations below are 2mm duplex zipcord - other configuration options available

Fiber Type: Supports Single-mode OS2 Infinium Quantum Fiber

Polarity: A-B and is designed to pair with Infinium Universal Polarity Cassettes - Reconfigurable

Jacket Color: Yellow - other configuration options available

Compliance: BAA or TAA

PART NO.	DESCRIPTION	FIBER TYPE	POLARITY	FORM FACTOR	JACKET TYPE	LENGTH	UOM	INSERTION LOSS (MAX)
L4-3535B2QYD1002F	Infinium Quantum, LC to LC	OS2	A-B	Duplex	Plenum	2	Feet	0.14 dB
L4-3535B2QYD1003F	Infinium Quantum, LC to LC	OS2	A-B	Duplex	Plenum	3	Feet	0.14 dB
L4-3535B2QYD1004F	Infinium Quantum, LC to LC	OS2	A-B	Duplex	Plenum	4	Feet	0.14 dB
L4-3535B2QYD1005F	Infinium Quantum, LC to LC	OS2	A-B	Duplex	Plenum	5	Feet	0.14 dB
L4-3535B2QYD1010F	Infinium Quantum, LC to LC	OS2	A-B	Duplex	Plenum	10	Feet	0.14 dB
L4-3535B2QYD1015F	Infinium Quantum, LC to LC	OS2	A-B	Duplex	Plenum	15	Feet	0.14 dB
L4-3535B2QYD1001M	Infinium Quantum, LC to LC	OS2	A-B	Duplex	Plenum	1	Meters	0.14 dB
L4-3535B2QYD1002M	Infinium Quantum, LC to LC	OS2	A-B	Duplex	Plenum	2	Meters	0.14 dB
L4-3535B2QYD1003M	Infinium Quantum, LC to LC	OS2	A-B	Duplex	Plenum	3	Meters	0.14 dB
L4-3535B2QYD1004M	Infinium Quantum, LC to LC	OS2	A-B	Duplex	Plenum	4	Meters	0.14 dB
L4-3535B2QYD1005M	Infinium Quantum, LC to LC	OS2	A-B	Duplex	Plenum	5	Meters	0.14 dB
L4-3535B2QYD1010M	Infinium Quantum, LC to LC	OS2	A-B	Duplex	Plenum	10	Meters	0.14 dB

FIBER OPTIC SOLUTIONS

Pre-Configured Infinium Patch Cable Assemblies

Pre-Configured Infinium Quantum Multimode Patch Cable Assemblies

Individual Patch Cable Assembly – Quantum-Low Insertion Loss: 0.10 dB Insertion loss

Part of a Quantum – Low Loss System: When combined with Infinium Quantum Trunks and Infinium Quantum Cassettes

- Multimode total channel connection loss: 0.70 dB
- Multimode total channel connection return loss: 34 dB

Cable Size: All configurations below are 2mm duplex zipcord - other configuration options available

Fiber Type: Supports Multimode OM4 Fiber - other configuration options available

Polarity: A-B and is designed to pair with Infinium Universal Polarity Cassettes - Reconfigurable

Jacket Color: Aqua - other configuration options available

Compliance: BAA or TAA

PART NO.	DESCRIPTION	FIBER TYPE	POLARITY	FORM FACTOR	JACKET TYPE	LENGTH	UOM	INSERTION LOSS (MAX)
L4-0101B2EAD1002F	Infinium Quantum, LC to LC	OM4	A-B	Duplex	Plenum	2	Feet	0.10 dB
L4-0101B2EAD1003F	Infinium Quantum, LC to LC	OM4	A-B	Duplex	Plenum	3	Feet	0.10 dB
L4-0101B2EAD1004F	Infinium Quantum, LC to LC	OM4	A-B	Duplex	Plenum	4	Feet	0.10 dB
L4-0101B2EAD1005F	Infinium Quantum, LC to LC	OM4	A-B	Duplex	Plenum	5	Feet	0.10 dB
L4-0101B2EAD1010F	Infinium Quantum, LC to LC	OM4	A-B	Duplex	Plenum	10	Feet	0.10 dB
L4-0101B2EAD1015F	Infinium Quantum, LC to LC	OM4	A-B	Duplex	Plenum	15	Feet	0.10 dB
L4-0101B2EAD1001M	Infinium Quantum, LC to LC	OM4	A-B	Duplex	Plenum	1	Meters	0.10 dB
L4-0101B2EAD1002M	Infinium Quantum, LC to LC	OM4	A-B	Duplex	Plenum	2	Meters	0.10 dB
L4-0101B2EAD1003M	Infinium Quantum, LC to LC	OM4	A-B	Duplex	Plenum	3	Meters	0.10 dB
L4-0101B2EAD1004M	Infinium Quantum, LC to LC	OM4	A-B	Duplex	Plenum	4	Meters	0.10 dB
L4-0101B2EAD1005M	Infinium Quantum, LC to LC	OM4	A-B	Duplex	Plenum	5	Meters	0.10 dB
L4-0101B2EAD1010M	Infinium Quantum, LC to LC	OM4	A-B	Duplex	Plenum	10	Meters	0.10 dB

FIBER OPTIC SOLUTIONS

Pre-Configured Infinium Patch Cable Assemblies

Pre-Configured Infinium Ultra Single-Mode Patch Cable Assemblies

Individual Patch Cable Assembly – Ultra-Low Insertion Loss: 0.25 dB Insertion loss

Part of an Ultra – Low Loss System: When combined with Infinium Ultra Trunks and Infinium Ultra Cassettes

- Single-mode total channel connection loss: 1.2 dB
- Single-mode total channel connection return loss: 49 dB

Cable Size: All configurations below are 2mm duplex zipcord - other configuration options available

Fiber Type: Supports Single-mode OS2 Fiber

Polarity: A-B and is designed to pair with Infinium Universal Polarity Cassettes - Reconfigurable

Jacket Color: Yellow - other configuration options available

Compliance: BAA or TAA

PART NO.	DESCRIPTION	FIBER TYPE	POLARITY	FORM FACTOR	JACKET TYPE	LENGTH	UOM	INSERTION LOSS (MAX)
L3-0101B2JYD1002F	Infinium Ultra, LC to LC	OS2	A-B	Duplex	Plenum	2	Feet	0.25 dB
L3-0101B2JYD1003F	Infinium Ultra, LC to LC	OS2	A-B	Duplex	Plenum	3	Feet	0.25 dB
L3-0101B2JYD1004F	Infinium Ultra, LC to LC	OS2	A-B	Duplex	Plenum	4	Feet	0.25 dB
L3-0101B2JYD1005F	Infinium Ultra, LC to LC	OS2	A-B	Duplex	Plenum	5	Feet	0.25 dB
L3-0101B2JYD1010F	Infinium Ultra, LC to LC	OS2	A-B	Duplex	Plenum	10	Feet	0.25 dB
L3-0101B2JYD1015F	Infinium Ultra, LC to LC	OS2	A-B	Duplex	Plenum	15	Feet	0.25 dB
L3-0102B2JYD1001F	Infinium Ultra, LC to SC	OS2	A-B	Duplex	Plenum	1	Feet	0.25 dB
L3-0102B2JYD1002F	Infinium Ultra, LC to SC	OS2	A-B	Duplex	Plenum	2	Feet	0.25 dB
L3-0102B2JYD1003F	Infinium Ultra, LC to SC	OS2	A-B	Duplex	Plenum	3	Feet	0.25 dB
L3-0101B2JYD1001M	Infinium Ultra, LC to LC	OS2	A-B	Duplex	Plenum	1	Meters	0.25 dB
L3-0101B2JYD1002M	Infinium Ultra, LC to LC	OS2	A-B	Duplex	Plenum	2	Meters	0.25 dB
L3-0101B2JYD1003M	Infinium Ultra, LC to LC	OS2	A-B	Duplex	Plenum	3	Meters	0.25 dB
L3-0101B2JYD1004M	Infinium Ultra, LC to LC	OS2	A-B	Duplex	Plenum	4	Meters	0.25 dB
L3-0101B2JYD1005M	Infinium Ultra, LC to LC	OS2	A-B	Duplex	Plenum	5	Meters	0.25 dB
L3-0101B2JYD1010M	Infinium Ultra, LC to LC	OS2	A-B	Duplex	Plenum	10	Meters	0.25 dB
L3-0102B2JYD1001M	Infinium Ultra, LC to SC	OS2	A-B	Duplex	Plenum	1	Meters	0.25 dB
L3-0102B2JYD1002M	Infinium Ultra, LC to SC	OS2	A-B	Duplex	Plenum	2	Meters	0.25 dB
L3-0102B2JYD1003M	Infinium Ultra, LC to SC	OS2	A-B	Duplex	Plenum	3	Meters	0.25 dB
L3-802JB2JYB1002F	Infinium Ultra, LC Uniboot to MDC	OS2	A-B	Duplex DFX	Plenum	2	Feet	0.25 dB
L3-802JB2JYB1003F	Infinium Ultra, LC Uniboot to MDC	OS2	A-B	Duplex DFX	Plenum	3	Feet	0.25 dB
L3-802JB2JYB1004F	Infinium Ultra, LC Uniboot to MDC	OS2	A-B	Duplex DFX	Plenum	4	Feet	0.25 dB
L3-802JB2JYB1005F	Infinium Ultra, LC Uniboot to MDC	OS2	A-B	Duplex DFX	Plenum	5	Feet	0.25 dB
L3-802JB2JYB1010F	Infinium Ultra, LC Uniboot to MDC	OS2	A-B	Duplex DFX	Plenum	10	Feet	0.25 dB
L3-802JB2JYB1015F	Infinium Ultra, LC Uniboot to MDC	OS2	A-B	Duplex DFX	Plenum	15	Feet	0.25 dB
L3-802JB2JYB1001M	Infinium Ultra, LC Uniboot to MDC	OS2	A-B	Duplex DFX	Plenum	1	Meters	0.25 dB
L3-802JB2JYB1002M	Infinium Ultra, LC Uniboot to MDC	OS2	A-B	Duplex DFX	Plenum	2	Meters	0.25 dB
L3-802JB2JYB1003M	Infinium Ultra, LC Uniboot to MDC	OS2	A-B	Duplex DFX	Plenum	3	Meters	0.25 dB
L3-802JB2JYB1004M	Infinium Ultra, LC Uniboot to MDC	OS2	A-B	Duplex DFX	Plenum	4	Meters	0.25 dB
L3-802JB2JYB1005M	Infinium Ultra, LC Uniboot to MDC	OS2	A-B	Duplex DFX	Plenum	5	Meters	0.25 dB
L3-802JB2JYB1010M	Infinium Ultra, LC Uniboot to MDC	OS2	A-B	Duplex DFX	Plenum	10	Meters	0.25 dB

FIBER OPTIC SOLUTIONS

Pre-Configured Infinium Patch Cable Assemblies

Pre-Configured Infinium Ultra Multimode Patch Cable Assemblies

Individual Patch Cable Assembly – Ultra-Low Insertion Loss: 0.15 dB Insertion loss

Part of an Ultra – Low Loss System: When combined with Infinium Ultra Trunks and Infinium Ultra Cassettes

- Multimode total channel connection loss: 1.0 dB
- Multimode total channel connection return loss: 16 dB

Cable Size: All configurations below are 2mm duplex zipcord - other configuration options available

Fiber Type: Supports Multimode OM4 Fiber - other configurations options available

Polarization: A-B and is designed to pair with Infinium Universal Polarity Cassettes - Reconfigurable

Jacket Color: Aqua - other configuration options available

Compliance: BAA or TAA

PART NO.	DESCRIPTION	FIBER TYPE	POLARITY	FORM FACTOR	JACKET TYPE	LENGTH	UOM	INSERTION LOSS (MAX)
L3-0101B2EAD1002F	Infinium Ultra, LC to LC	OM4	A-B	Duplex	Plenum	2	Feet	0.15 dB
L3-0101B2EAD1003F	Infinium Ultra, LC to LC	OM4	A-B	Duplex	Plenum	3	Feet	0.15 dB
L3-0101B2EAD1004F	Infinium Ultra, LC to LC	OM4	A-B	Duplex	Plenum	4	Feet	0.15 dB
L3-0101B2EAD1005F	Infinium Ultra, LC to LC	OM4	A-B	Duplex	Plenum	5	Feet	0.15 dB
L3-0101B2EAD1010F	Infinium Ultra, LC to LC	OM4	A-B	Duplex	Plenum	10	Feet	0.15 dB
L3-0101B2EAD1015F	Infinium Ultra, LC to LC	OM4	A-B	Duplex	Plenum	15	Feet	0.15 dB
L3-0102B2EAD1001F	Infinium Ultra, LC to SC	OM4	A-B	Duplex	Plenum	1	Feet	0.15 dB
L3-0102B2EAD1002F	Infinium Ultra, LC to SC	OM4	A-B	Duplex	Plenum	2	Feet	0.15 dB
L3-0102B2EAD1003F	Infinium Ultra, LC to SC	OM4	A-B	Duplex	Plenum	3	Feet	0.15 dB
L3-0101B2EAD1001M	Infinium Ultra, LC to LC	OM4	A-B	Duplex	Plenum	1	Meters	0.15 dB
L3-0101B2EAD1002M	Infinium Ultra, LC to LC	OM4	A-B	Duplex	Plenum	2	Meters	0.15 dB
L3-0101B2EAD1003M	Infinium Ultra, LC to LC	OM4	A-B	Duplex	Plenum	3	Meters	0.15 dB
L3-0101B2EAD1004M	Infinium Ultra, LC to LC	OM4	A-B	Duplex	Plenum	4	Meters	0.15 dB
L3-0101B2EAD1005M	Infinium Ultra, LC to LC	OM4	A-B	Duplex	Plenum	5	Meters	0.15 dB
L3-0101B2EAD1010M	Infinium Ultra, LC to LC	OM4	A-B	Duplex	Plenum	10	Meters	0.15 dB
L3-0102B2EAD1001M	Infinium Ultra, LC to SC	OM4	A-B	Duplex	Plenum	1	Meters	0.15 dB
L3-0102B2EAD1002M	Infinium Ultra, LC to SC	OM4	A-B	Duplex	Plenum	2	Meters	0.15 dB
L3-0102B2EAD1003M	Infinium Ultra, LC to SC	OM4	A-B	Duplex	Plenum	3	Meters	0.15 dB
L3-802JB2EAB1002F	Infinium Ultra, LC Uniboot to MDC	OM4	A-B	Duplex DFX	Plenum	2	Feet	0.15 dB
L3-802JB2EAB1003F	Infinium Ultra, LC Uniboot to MDC	OM4	A-B	Duplex DFX	Plenum	3	Feet	0.15 dB
L3-802JB2EAB1004F	Infinium Ultra, LC Uniboot to MDC	OM4	A-B	Duplex DFX	Plenum	4	Feet	0.15 dB
L3-802JB2EAB1005F	Infinium Ultra, LC Uniboot to MDC	OM4	A-B	Duplex DFX	Plenum	5	Feet	0.15 dB
L3-802JB2EAB1010F	Infinium Ultra, LC Uniboot to MDC	OM4	A-B	Duplex DFX	Plenum	10	Feet	0.15 dB
L3-802JB2EAB1015F	Infinium Ultra, LC Uniboot to MDC	OM4	A-B	Duplex DFX	Plenum	15	Feet	0.15 dB
L3-802JB2EAB1001M	Infinium Ultra, LC Uniboot to MDC	OM4	A-B	Duplex DFX	Plenum	1	Meters	0.15 dB
L3-802JB2EAB1002M	Infinium Ultra, LC Uniboot to MDC	OM4	A-B	Duplex DFX	Plenum	2	Meters	0.15 dB
L3-802JB2EAB1003M	Infinium Ultra, LC Uniboot to MDC	OM4	A-B	Duplex DFX	Plenum	3	Meters	0.15 dB
L3-802JB2EAB1004M	Infinium Ultra, LC Uniboot to MDC	OM4	A-B	Duplex DFX	Plenum	4	Meters	0.15 dB
L3-802JB2EAB1005M	Infinium Ultra, LC Uniboot to MDC	OM4	A-B	Duplex DFX	Plenum	5	Meters	0.15 dB
L3-802JB2EAB1010M	Infinium Ultra, LC Uniboot to MDC	OM4	A-B	Duplex DFX	Plenum	10	Meters	0.15 dB

FIBER OPTIC SOLUTIONS

Pre-Configured Infinium Patch Cable Assemblies

Pre-Configured Infinium Core Single-Mode Patch Cable Assemblies

Individual Patch Cable Assembly – Standard Insertion Loss: 0.30 dB Insertion loss

Part of a Standard Loss System: When combined with Infinium Core Trunks and Infinium Core Cassettes

- Single-mode total channel connection loss: 2.1 dB
- Single-mode total channel connection return loss: 49 dB

Cable Size: All configurations below are 2mm duplex zipcord - other configuration options available

Fiber Type: Supports Single-Mode OS2 Fiber

Polarization: A-B and is designed to pair with Infinium Universal Polarity Cassettes - Reconfigurable

Jacket Color: Yellow - other configuration options available

Compliance: BAA or TAA

PART NO.	DESCRIPTION	FIBER TYPE	POLARITY	FORM FACTOR	JACKET TYPE	LENGTH	UOM	INSERTION LOSS (MAX)
L1-0101B2JYD0002F	Infinium Core, LC to LC	OS2	A-B	Duplex	Plenum	2	Feet	0.30 dB
L1-0101B2JYD0003F	Infinium Core, LC to LC	OS2	A-B	Duplex	Plenum	3	Feet	0.30 dB
L1-0101B2JYD0004F	Infinium Core, LC to LC	OS2	A-B	Duplex	Plenum	4	Feet	0.30 dB
L1-0101B2JYD0005F	Infinium Core, LC to LC	OS2	A-B	Duplex	Plenum	5	Feet	0.30 dB
L1-0101B2JYD0010F	Infinium Core, LC to LC	OS2	A-B	Duplex	Plenum	10	Feet	0.30 dB
L1-0101B2JYD0015F	Infinium Core, LC to LC	OS2	A-B	Duplex	Plenum	15	Feet	0.30 dB
L1-0102B2JYD0001F	Infinium Core, LC to SC	OS2	A-B	Duplex	Plenum	1	Feet	0.30 dB
L1-0102B2JYD0002F	Infinium Core, LC to SC	OS2	A-B	Duplex	Plenum	2	Feet	0.30 dB
L1-0102B2JYD0003F	Infinium Core, LC to SC	OS2	A-B	Duplex	Plenum	3	Feet	0.30 dB
L1-0101B2JYD0001M	Infinium Core, LC to LC	OS2	A-B	Duplex	Plenum	1	Meters	0.30 dB
L1-0101B2JYD0002M	Infinium Core, LC to LC	OS2	A-B	Duplex	Plenum	2	Meters	0.30 dB
L1-0101B2JYD0003M	Infinium Core, LC to LC	OS2	A-B	Duplex	Plenum	3	Meters	0.30 dB
L1-0101B2JYD0004M	Infinium Core, LC to LC	OS2	A-B	Duplex	Plenum	4	Meters	0.30 dB
L1-0101B2JYD0005M	Infinium Core, LC to LC	OS2	A-B	Duplex	Plenum	5	Meters	0.30 dB
L1-0101B2JYD0010M	Infinium Core, LC to LC	OS2	A-B	Duplex	Plenum	10	Meters	0.30 dB
L1-0102B2JYD0001M	Infinium Core, LC to SC	OS2	A-B	Duplex	Plenum	1	Meters	0.30 dB
L1-0102B2JYD0002M	Infinium Core, LC to SC	OS2	A-B	Duplex	Plenum	2	Meters	0.30 dB
L1-0102B2JYD0003M	Infinium Core, LC to SC	OS2	A-B	Duplex	Plenum	3	Meters	0.30 dB
L1-802JB2JYB0002F	Infinium Core, LC Uniboot to MDC	OS2	A-B	Duplex DFX	Plenum	2	Feet	0.30 dB
L1-802JB2JYB0003F	Infinium Core, LC Uniboot to MDC	OS2	A-B	Duplex DFX	Plenum	3	Feet	0.30 dB
L1-802JB2JYB0004F	Infinium Core, LC Uniboot to MDC	OS2	A-B	Duplex DFX	Plenum	4	Feet	0.30 dB
L1-802JB2JYB0005F	Infinium Core, LC Uniboot to MDC	OS2	A-B	Duplex DFX	Plenum	5	Feet	0.30 dB
L1-802JB2JYB0010F	Infinium Core, LC Uniboot to MDC	OS2	A-B	Duplex DFX	Plenum	10	Feet	0.30 dB
L1-802JB2JYB0015F	Infinium Core, LC Uniboot to MDC	OS2	A-B	Duplex DFX	Plenum	15	Feet	0.30 dB
L1-802JB2JYB0001M	Infinium Core, LC Uniboot to MDC	OS2	A-B	Duplex DFX	Plenum	1	Meters	0.30 dB
L1-802JB2JYB0002M	Infinium Core, LC Uniboot to MDC	OS2	A-B	Duplex DFX	Plenum	2	Meters	0.30 dB
L1-802JB2JYB0003M	Infinium Core, LC Uniboot to MDC	OS2	A-B	Duplex DFX	Plenum	3	Meters	0.30 dB
L1-802JB2JYB0004M	Infinium Core, LC Uniboot to MDC	OS2	A-B	Duplex DFX	Plenum	4	Meters	0.30 dB
L1-802JB2JYB0005M	Infinium Core, LC Uniboot to MDC	OS2	A-B	Duplex DFX	Plenum	5	Meters	0.30 dB
L1-802JB2JYB0010M	Infinium Core, LC Uniboot to MDC	OS2	A-B	Duplex DFX	Plenum	10	Meters	0.30 dB

FIBER OPTIC SOLUTIONS

Pre-Configured Infinium Patch Cable Assemblies

Pre-Configured Infinium Core Multimode Patch Cable Assemblies

Individual Patch Cable Assembly – Standard Insertion Loss: 0.50 dB Insertion loss

Part of a Standard Loss System: When combined with Infinium Core Trunks and Infinium Core Cassettes

- Multimode total channel connection loss: 2.5 dB
- Multimode total channel connection return loss: 16 dB

Cable Size: All configurations below are 2mm duplex zipcord - other configuration options available

Fiber Type: Supports Multimode OM4 Fiber – other configuration options available

Polarization: A-B and is designed to pair with Infinium Universal Polarity Cassettes – Reconfigurable

Jacket Color: Aqua - other configuration options available

Compliance: BAA or TAA

PART NO.	DESCRIPTION	FIBER TYPE	POLARITY	FORM FACTOR	JACKET TYPE	LENGTH	UOM	INSERTION LOSS (MAX)
L1-0101B2EAD0002F	Infinium Core, LC to LC	OM4	A-B	Duplex	Plenum	2	Feet	0.50 dB
L1-0101B2EAD0003F	Infinium Core, LC to LC	OM4	A-B	Duplex	Plenum	3	Feet	0.50 dB
L1-0101B2EAD0004F	Infinium Core, LC to LC	OM4	A-B	Duplex	Plenum	4	Feet	0.50 dB
L1-0101B2EAD0005F	Infinium Core, LC to LC	OM4	A-B	Duplex	Plenum	5	Feet	0.50 dB
L1-0101B2EAD0010F	Infinium Core, LC to LC	OM4	A-B	Duplex	Plenum	10	Feet	0.50 dB
L1-0101B2EAD0015F	Infinium Core, LC to LC	OM4	A-B	Duplex	Plenum	15	Feet	0.50 dB
L1-0102B2EAD0001F	Infinium Core, LC to SC	OM4	A-B	Duplex	Plenum	1	Feet	0.50 dB
L1-0102B2EAD0002F	Infinium Core, LC to SC	OM4	A-B	Duplex	Plenum	2	Feet	0.50 dB
L1-0102B2EAD0003F	Infinium Core, LC to SC	OM4	A-B	Duplex	Plenum	3	Feet	0.50 dB
L1-0101B2EAD0001M	Infinium Core, LC to LC	OM4	A-B	Duplex	Plenum	1	Meters	0.50 dB
L1-0101B2EAD0002M	Infinium Core, LC to LC	OM4	A-B	Duplex	Plenum	2	Meters	0.50 dB
L1-0101B2EAD0003M	Infinium Core, LC to LC	OM4	A-B	Duplex	Plenum	3	Meters	0.50 dB
L1-0101B2EAD0004M	Infinium Core, LC to LC	OM4	A-B	Duplex	Plenum	4	Meters	0.50 dB
L1-0101B2EAD0005M	Infinium Core, LC to LC	OM4	A-B	Duplex	Plenum	5	Meters	0.50 dB
L1-0101B2EAD0010M	Infinium Core, LC to LC	OM4	A-B	Duplex	Plenum	10	Meters	0.50 dB
L1-0102B2EAD0001M	Infinium Core, LC to SC	OM4	A-B	Duplex	Plenum	1	Meters	0.50 dB
L1-0102B2EAD0002M	Infinium Core, LC to SC	OM4	A-B	Duplex	Plenum	2	Meters	0.50 dB
L1-0102B2EAD0003M	Infinium Core, LC to LC	OM4	A-B	Duplex	Plenum	3	Meters	0.50 dB
L1-802JB2EAB0002F	Infinium Core, LC Uniboot to MDC	OM4	A-B	Duplex DFX	Plenum	2	Feet	0.50 dB
L1-802JB2EAB0003F	Infinium Core, LC Uniboot to MDC	OM4	A-B	Duplex DFX	Plenum	3	Feet	0.50 dB
L1-802JB2EAB0004F	Infinium Core, LC Uniboot to MDC	OM4	A-B	Duplex DFX	Plenum	4	Feet	0.50 dB
L1-802JB2EAB0005F	Infinium Core, LC Uniboot to MDC	OM4	A-B	Duplex DFX	Plenum	5	Feet	0.50 dB
L1-802JB2EAB0010F	Infinium Core, LC Uniboot to MDC	OM4	A-B	Duplex DFX	Plenum	10	Feet	0.50 dB
L1-802JB2EAB0015F	Infinium Core, LC Uniboot to MDC	OM4	A-B	Duplex DFX	Plenum	15	Feet	0.50 dB
L1-802JB2EAB0001M	Infinium Core, LC Uniboot to MDC	OM4	A-B	Duplex DFX	Plenum	1	Meters	0.50 dB
L1-802JB2EAB0002M	Infinium Core, LC Uniboot to MDC	OM4	A-B	Duplex DFX	Plenum	2	Meters	0.50 dB
L1-802JB2EAB0003M	Infinium Core, LC Uniboot to MDC	OM4	A-B	Duplex DFX	Plenum	3	Meters	0.50 dB
L1-802JB2EAB0004M	Infinium Core, LC Uniboot to MDC	OM4	A-B	Duplex DFX	Plenum	4	Meters	0.50 dB
L1-802JB2EAB0005M	Infinium Core, LC Uniboot to MDC	OM4	A-B	Duplex DFX	Plenum	5	Meters	0.50 dB
L1-802JB2EAB0010M	Infinium Core, LC Uniboot to MDC	OM4	A-B	Duplex DFX	Plenum	10	Meters	0.50 dB

FIBER OPTIC SOLUTIONS

Fiber Connectors

Fiber optic connectors from Legrand are available in a variety of connector styles and in both single-mode and multimode fiber types with three different termination methods – fusion splicing, mechanical splicing and anaerobic curing.

Infinium Fusion Splice-On Connectors – Premium Solutions

The fusion splicing method for Infinium fusion splice-on connectors is accomplished by fusing the field fiber to the factory-cleaved fiber stub to ensure ease of use and optimal performance. The unique boot allows the entire splice to be concealed and protected. The 3mm connectors have the addition of an extended brass crimp sleeve that provides extra protection to the splice and utilizes the Kevlar® for maximized pull strength.

PART NO.	STYLE	FIBER TYPE	JACKET SIZE	HOUSING COLOR	BOOT COLOR	PACK COLOR
205KNF9GA-62	LC	Multimode (OM1)	900µm	Beige	Beige	1
205KNF9FA-62	SC	Multimode (OM1)	900µm	Beige	Beige	1
205KNF9EA-62	ST	Multimode (OM1)	900µm	Metallic	Beige	1
205KNF9GA-50T	LC	Multimode (OM3/OM4)	900µm	Beige	Aqua	1
205KNF9FA-50T	SC	Multimode (OM3/OM4)	900µm	Beige	Aqua	1
205KNF9EA-50T	ST	Multimode (OM3/OM4)	900µm	Metallic	Aqua	1
205KNF9GA-50E	LC	Multimode (OM4)	900µm	Beige	Magenta	1
205KNF9FA-50E	SC	Multimode (OM4)	900µm	Beige	Magenta	1
205KNF9GA-50W	LC	Multimode (OM5)	900µm	Lime	Lime	1
205KNF9SA-09	LC	Single-Mode (OS2)	900µm	Blue	White	1
205KNF9RA-09	SC	Single-Mode (OS2)	900µm	Blue	White	1
205KNF9QA-09	ST	Single-Mode (OS2)	900µm	Metallic	White	1
205KNF9MA-09	LC APC	Single-Mode (OS2)	900µm	Green	Green	1
205KNF9LA-09	SC APC	Single-Mode (OS2)	900µm	Green	Green	1
205KNF3GA-62	LC	Multimode (OM1)	3.0 mm	Beige	Beige	1
205KNF3FA-62	SC	Multimode (OM1)	3.0 mm	Beige	Beige	1
205KNF3EA-62	ST	Multimode (OM1)	3.0 mm	Metallic	Beige	1
205KNF3GA-50T	LC	Multimode (OM3/OM4)	3.0 mm	Beige	Aqua	1
205KNF3FA-50T	SC	Multimode (OM3/OM4)	3.0 mm	Beige	Aqua	1
205KNF3EA-50T	ST	Multimode (OM3/OM4)	3.0 mm	Metallic	Aqua	1
205KNF3GA-50E	LC	Multimode (OM4)	3.0 mm	Magenta	Magenta	1
205KNF3FA-50E	SC	Multimode (OM4)	3.0 mm	Magenta	Magenta	1
205KNF3GA-50W	LC	Multimode (OM5)	3.0 mm	Lime	Lime	1
205KNF3SA-09	LC	Single-Mode (OS2)	3.0 mm	Blue	White	1
205KNF3RA-09	SC	Single-Mode (OS2)	3.0 mm	Blue	White	1
205KNF3QA-09	ST	Single-Mode (OS2)	3.0 mm	Metallic	White	1
205KNF3MA-09	LC APC	Single-Mode (OS2)	3.0 mm	Green	Green	1
205KNF3LA-09	SC APC	Single-Mode (OS2)	3.0 mm	Green	Green	1



205KNF9SA-09



205KNF3GA-50E

FIBER OPTIC SOLUTIONS

Fiber Connectors

Accessories for Infinium Fusion Splice-On Connectors

PART NO.	DESCRIPTION	COMPATIBILITY
20500368	Universal Splice-On Connector Sled - ABS	Universal
20500370	AFL Splice-On Connector Sled (11S) - Metal	AFL 11S,17S-FH
20500371	AFL Splice-On Connector Sled (60S) - Metal	AFL 12S, 19S, 31S, 41S, 60S, 62S, 70S, 90S
20500366	Sumitomo Splice-On Connector Sled (60S) - Metal	Sumitomo Q101, Q102CA, T56, QH201, T400S
20500373	Fitel Splice-On Connector Sled - Metal	Fitel S123, S153, S178, S179, NINJA
20500369	FIS & FiberFox Splice-On Connector Sled - Metal	FIS & FiberFox CA3, Mini6S
20500382	Fitel Splice-On Connector 3.0mm cordage holder - Metal	Fitel
20500383	AFL Splice-On Connector 3.0mm cordage holder - Metal	AFL
20500384	Curing Oven for 3.0mm and 900µm Fiber	Universal
20500385	Crimp Tool for 3.0mm Fiber	Universal



20500366


20500384

Infinium Field Installable Mechanical Splice Connectors – Premium Solutions

The mechanical splicing method for the Infinium field installable mechanical splice connectors is accomplished with no epoxy or polishing and requires no special tools for fast and easy assembly in the field. The reusable termination capability saves time and money while reducing scrap. The VFL window enables immediate feedback on successful termination.

PART NO.	STYLE	FIBER TYPE	JACKET SIZE	HOUSING COLOR	BOOT COLOR	PACK COLOR
205KNT9GA-62	LC	Multimode (OM1)	900µm	Beige	White	1
205KNT9FA-62	SC	Multimode (OM1)	900µm	Beige	White	1
205KNT9GA-50T	LC	Multimode (OM3/OM4)	900µm	Aqua	White	1
205KNT9FA-50T	SC	Multimode (OM3/OM4)	900µm	Aqua	White	1
205KNT9SA-09	LC	Single-Mode (OS2)	900µm	Blue	White	1
205KNT9RA-09	SC	Single-Mode (OS2)	900µm	Blue	White	1
205KNT9LA-09	SC APC	Single-Mode (OS2)	900µm	Green	White	1


205KNT9FA-50T

Splice Protection

PART NO.	DESCRIPTION
20500043	Heat Shrink Sleeves, 40mm, Package of 50, 3.0mm
20500337	Heat Shrink Sleeves, 40mm, Package of 50, 2.5mm


20500043

Breakout Kits

PART NO.	DESCRIPTION
61500858	Breakout Kit, 12 Fiber
61500868	Breakout Kit, 6 Fiber


61500868

FIBER OPTIC SOLUTIONS

Fiber Connectors

Accessories for Infinium Field Installable Mechanical Splice Connectors

PART NO.	DESCRIPTION
85400017	Infinium Field Installable Mechanical Splice Toolkit

Q-Series Anaerobic Connectors – Standard Solutions

The anaerobic curing method for the Q-Series field terminating anaerobic connectors require no capital equipment, curing ovens, UV light sources, or expensive polishing machines. Terminate anywhere without worrying about power sources or charging batteries. The connectors feature a simple design allowing for lower unit costs, while advanced engineering helps ensure long life and saves on replacement costs.

PART NO.	STYLE	FIBER TYPE	JACKET SIZE	HOUSING COLOR	BOOT COLOR
205KAN9GA-MM	LC	Multimode	900µm	Beige	White
205KAN9FA-MM	SC	Multimode	900µm	Beige	White
205KAN9EA-MM	ST	Multimode	900µm	Metallic	Gray
205KAN9GA-SM	LC	Single-Mode	900µm	Blue	White
205KAN9FA-SM	SC	Single-Mode	900µm	Blue	White
205KAN9EA-SM	ST	Single-Mode	900µm	Metallic	White



205KAN9GA-SM

Accessories for Q-Series Anaerobic Connectors

PART NO.	DESCRIPTION
85400010	Contains All Tools Necessary for Complete LC, ST and SC Anaerobic Terminations: contractor bag, micro strip tool, scribe tool, jacket strip tool, scissors, cut length templates, polishing pad, polishing pucks, microscope
85400011	Anaerobic Field Installable Connector Single-Mode Polishing Kit; Consumables necessary for complete LC, ST and SC terminations: dry wipes, dispensing tips, syringe, type G polishing paper, type F polishing paper, type M polishing paper, terminates approximately (100) connectors
85400012	Anaerobic Field Installable Connector Multimode Polishing Kit; Consumables necessary for Complete LC, ST and SC Terminations: dry wipes, dispensing tips, syringe, type G polishing paper, type F polishing paper, terminates approximately (100) connectors
70600021	Adhesive, Field Termination
70600022	Primer, Field Termination



85400011



70600021



70600022

FIBER OPTIC SOLUTIONS

Connector Part Number Matrix

PART NO. 205KABCDE-GGH-X NOTE: (205K) is the prefix for all connectors, (-X) only used for Keyed LC connectors

A	B	C	D	E	-	GG	H	-	X	
A = Anaerobic	F= Fusion	2 = 2.0mm	E = ST (MM)	A = Pack 1		09 = 9um (SM)	E = 50um OM4		A = Pink	G = Gray
N = Mechanical or Fusion	N = Anaerobic	3 = 3.0mm	F = SC (MM)	B = Pack 25		50 = 50um (MM)	T = 50um OM3		B = White	H = Cobalt
K = Keyed	T = Mechanical	9 = 900um	G= LC (MM)	D = Pack 50		62 = 62.5um (MM)	W = 50um OM5		C = Yellow	J= Brown
			Q = ST (SM)			MM = Anaerobic (MM)	None = Default		D = Red	K=Turquoise
			R = SC (SM)			SM = Anaerobic (SM)			E = Orange	L=Magenta
			S = LC (SM)						F = Violet	M = Olive
			L = SC (SM APC)							
			M = LC (SM APC)							

Keyed LC

For critical networks, the security and integrity of your information simply cannot be compromised. To build a secure network that protects sensitive data and classified information, you need a cabling solution that will help protect computer systems and networks from outside intrusion and internal abuse. Legrand Keyed LC Fiber Solutions do just that, by preventing inadvertent or unauthorized access to optical fiber network ports.

Legrand keyed LC fiber solutions provide a simple and convenient way to physically prevent the user from making an unauthorized connection by blocking access to specific optical ports, whether they are at a workstation outlet or in a telecommunications room or data center. This is particularly important for government, finance, military and other facilities where multiple networks having different security level access requirements may be co-located.

Features & Benefits:

- Up to twelve unique keying options/colors for a wide range of network security systems, easy identification and network management. A universal option is provided for keyed LC adapters. Keyed LC patchcords are also available.
- Keyed workstation adapter modules are available for TracJack and High-Density Jack (HDJ) style Face plates and surface mount boxes for complete system design flexibility.
- Keyed LC adapters have the option to be keyed in the front only (user's side) or on both sides (user's and technician's) depending on the security requirements.
- All Legrand keyed LC fiber products are engineered to be compatible with other Legrand products to provide an end to end, data center to desktop solution.
- Legrand keyed LC solutions provide physical separation of multiple networks for high security applications. Color coded keys allow easy identification and facilitate network administration.

Keyed Splice-On Connector – Premium Solutions

PART NO.	DESCRIPTION
205KKF9GA-50E-X	Infinium Keyed LC Splice-On Connector (SOC) For 900µm Fiber, Multimode OM4 (Pack of 6)
205KKF9SA-09-X	Infinium Keyed LC Splice-On Connector (SOC) For 900µm Fiber, Single-Mode OS2 (Pack of 6)
205KKF9GD-50E-X	Infinium Keyed LC Splice-On Connector (SOC) For 900µm Fiber, Multimode OM4 (Pack of 50)
205KKF9SD-09-X	Infinium Keyed LC Splice-On Connector (SOC) For 900µm Fiber, Single-Mode OS2 (Pack of 50)


205KKF9SA-H

FIBER OPTIC SOLUTIONS

Keyed LC

Keyed Q-Series OFP Adapters – For Q-Series Enclosure Platforms – Standard Solutions

PART NO.	DESCRIPTION
OFP-LCD16ZCX	Q-Series OFP Keyed Front Keyed Rear Adapter Panel, 8 LC Duplex Adapters, 16 Fibers
OFP-LCD12ZCX	Q-Series OFP Keyed Front Keyed Rear Adapter Panel, 6 LC Duplex Adapters, 12 Fibers
OFP-LCD24ZCX	Q-Series OFP Keyed Front Keyed Rear Adapter Panel, 12 LC Duplex Adapters, 24 Fibers
OFP-LCD16YCX	Q-Series OFP Keyed Front Non-Keyed Rear Adapter Panel, 8 LC Duplex Adapters, 16 Fibers
OFP-LCD12YCX	Q-Series OFP Keyed Front Non-Keyed Rear Adapter Panel, 6 LC Duplex Adapters, 12 Fibers
OFP-LCD24YCX	Q-Series OFP Keyed Front Non-Keyed Rear Adapter Panel, 12 LC Duplex Adapters, 24 Fibers



OFP-LCD12ZC-A

Keyed Infinium HDFP Adapters – For Infinium HD-E Enclosure and Panel Platforms – Premium Solutions

PART NO.	DESCRIPTION
HDFP-LCD16ZC-X	Infinium HDFP Adapter Panel, 8 Keyed Front Keyed Rear LC Duplex Adapters, 16 Fiber
HDFP-LCD12ZC-X	Infinium HDFP Adapter Panel, 6 Keyed Front Keyed Rear LC Duplex Adapters, 12 Fiber
HDFP-LCD16YC-X	Infinium HDFP Adapter Panel, 8 Keyed Front Non-Keyed Rear LC Duplex Adapters, 16 Fiber
HDFP-LCD12YC-X	Infinium HDFP Adapter Panel, 6 Keyed Front Non-Keyed Rear LC Duplex Adapters, 12 Fiber



HDFP-LCD12ZC-H

Keyed HDFM Workstation Adapters – For HDJ Modular Panel – Premium Solutions

PART NO.	DESCRIPTION
HDFM-KLC2CX	Infinium HDFM Fiber Module, Keyed Front Keyed Rear LC Duplex (2 Fibers), HDJ Insert, Fog White Housing
HDFM-HLC2CX	Infinium HDFM Fiber Module, Keyed Front Non-Keyed Rear LC Duplex (2 Fibers), HDJ Insert, Fog White Housing



HDFM-HLC2CK

NOTE: For HDFM Only - Standard housing color is Fog White. For Black housing add -00 to the end of the Part Number.

FOR ALL KEYED LC PRODUCTS - TO CHOOSE COLORS REPLACE X WITH THE COLOR SUFFIX FROM THE CHART BELOW.

A	B	C	D	E	F	G	H	J	K	L	M	U
Rose	White	Yellow	Red	Orange	Violet	Gray	Blue	Brown	Aqua	Magenta	Olive	Black

NOTE: Keyed Splice-On Connectors are not available in Black (suffix U).

FIBER OPTIC SOLUTIONS

Fiber Workstation Solutions

High Density Jacks – Fiber Workstation Solutions

(Rear Loading, Compatible HDFM Fiber Workstations And All Other HDJ platform Solutions).

Features:

- Premium performance
- Rear Loading

HDJ Workstation Face Plates – Premium Solutions

HDJ wall plates are supplied with labeling fields and mounting hardware. Accepts rear-loading HDJ series jacks or modules. Works with HDFM fiber modules.

PART NO.	DESCRIPTION
403HDJ11-XX	1-Port Face Plate, HDJ Jack, Single-Gang
403HDJ12-XX	2-Port Face Plate, HDJ Jack, Single-Gang
403HDJ13-XX	3-Port Face Plate, HDJ Jack, Single-Gang
403HDJ14-XX	4-Port Face Plate, HDJ Jack, Single-Gang
403HDJ16-XX	6-Port Face Plate, HDJ Jack, Single-Gang
403HDJ212-XX	12-Port Face Plate, HDJ Jack, Dual-Gang



403HDJ12

NOTE: Remove -XX for Fog White, for other colors, replace XX with 00 (Black), 13 (Ivory), 78 (Gray), 88 (White), 99* (Wiremold Ivory) .

* MOQ required, contact customer service.

HDJ Workstation Surface Mount Boxes – Premium Solutions

Compatible with HDJ series jacks and modules. Label field, screws and double-sided adhesive tape are included for mounting onto almost any surface.

PART NO.	DESCRIPTION
404HDJ1-XX	1-Port HDJ Plastic Surface Mount Box, Plenum Rated
404HDJ2-XX	2-Port HDJ Plastic Surface Mount Box, Plenum Rated
404HDJ4-99	4-Port HDJ Plastic Surface Mount Box, Ivory
404HDJ4-XX	4-Port HDJ Plastic Surface Mount Box
404HDJ6-XX	6-Port HDJ Plastic Surface Mount Box



404HDJ1

NOTE: Includes snap-in label fields.

Remove -XX for Fog White, for other colors, replace XX with 88 (White).

HDFM Adapter Panel Inserts – Premium Solutions

Infinium HDFM Adapter Panels offer pass through connections and rear-loading access for Infinium High Density or HDJ modular panels.

ITEM NO.	CONNECTOR STYLE	FIBER TYPE	FIBER COUNT	COLOR	PACK COUNT
HDFM-FLC2CA-00	LC	OS2	2	Blue	1
HDFM25FLC2CA-00	LC	OS2	2	Blue	25
HDFM-FLC2CC-00	LC APC	OS2	2	Green	1
HDFM25FLC2CC-00	LC APC	OS2	2	Green	25
HDFM-FLC2CM-00	LC	OM1	2	Beige	1
HDFM-FLC2CL-00	LC	OM3/OM4	2	Aqua	1
HDFM-FLC2CQ-00	LC	OM5	2	Lime	1
HDFM25FLC2CL-00	LC	OM3/OM4	2	Aqua	25
HDFM25FLC2CQ-00	LC	OM5	2	Lime	25
HDFM-FLC2CB-00	LC	All	2	Orange	1
HDFM25FLC2CB-00	LC	All	2	Orange	25
HDFM-FLC2CF-00	LC	All	2	White	1
HDFM25FLC2CF-00	LC	All	2	White	25
HDFM-FLC2CG-00	LC	All	2	Red	1
HDFM25FLC2CG-00	LC	All	2	Red	25
HDFM-FLC2CH-00	LC	All	2	Black	1
HDFM25FLC2CH-00	LC	All	2	Black	25
HDFM-FLC2CI-00	LC	All	2	Yellow	1
HDFM25FLC2CI-00	LC	All	2	Yellow	25
HD6FM-FLC2CA-00	LC	OS2	12	Blue	1
HD6FM-FLC2CC-00	LC APC	OS2	12	Green	1
HD6FM-FLC2CM-00	LC	OM1	12	Beige	1
HD6FM-FLC2CL-00	LC	OM3/OM4	12	Aqua	1
HD6FM-FLC2CQ-00	LC	OM5	12	Lime	1
HDFM-FSC1CA-00	SC	OS2	1	Blue	1
HDFM-FSC1CC-00	SC APC	OS2	1	Green	1
HDFM-FSC1CM-00	SC	OM1	1	Beige	1
HDFM-FSC1CL-00	SC	OM3/OM4	1	Aqua	1
HDFM-FSC1CG-00	SC	All	1	Red	1
HDFM-FSC1CI-00	SC	All	1	Yellow	1
HD6FM-FSC1CA-00	SC	OS2	6	Blue	1
HD6FM-FSC1CC-00	SC APC	OS2	6	Green	1
HD6FM-FSC1CM-00	SC	OM1	6	Beige	1
HD6FM-FSC1CL-00	SC	OM3/OM4	6	Aqua	1
HDFM-FMTZNA-00	MPO	OS2	12	Blue	1
HDFM25FMTZNA-00	MPO	OS2	12	Blue	25
HDFM-FMTZNC-00	MPO	OS2	12	Green	1
HDFM-FMTZNF-00	MPO	OM5	12	White	1
HDFM25FMTZNF-00	MPO	OM5	12	White	25
HDFM-FMTZNM-00	MPO	OM1	12	Beige	1
HDFM-FMTZNL-00	MPO	OM3/OM4	12	Aqua	1
HDFM-FMTZNN-00	MPO	OM4+	12	Violet	1
HD6FM-FMPZAA-00	MPO	OS2	72	Blue	1
HD6FM-FMPZAC-00	MPO	OS2	72	Green	1
HD6FM-FMPZAF-00	MPO	OM5	72	White	1
HD6FM-FMPZAM-00	MPO	OM1	72	Beige	1
HD6FM-FMPZAL-00	MPO	OM3/OM4	72	Aqua	1
HDFM-FMTZNH-00	MPO	All	12	Back	1
HDFM-FMTZNG-00	MPO	All (24)	24	Red	1
HDFM-FMTZNE-00	MPO	All (Type B – Aligned Key)	12	Gray	1
HD6FM-FMPZDE-00	MPO	All (Type B – Aligned Key)	72	Gray	1

FIBER OPTIC SOLUTIONS

Fiber Workstation Solutions

TracJack – Unshielded (UTP) – Premium Solutions

(Front Loading, Compatible TracJack Fiber Adapters And All Other TracJack Platform Solutions)

Features:

- Premium performance
- Rear Loading

TracJack Panels – Premium Solutions

(Front Loading)
TracJack Panels are available in LC, SC, ST, MT-RJ, CAT5E, CAT6 and CAT6A, featuring 110 IDC termination with label field for port ID.

PART NO.	DESCRIPTION
401045289	Panel 16-Port TracJack Bezel 1.75 in X 19 in
401045290	Panel 24-Port TracJack Bezel 3.5 in X 19 in
401045291	Panel 32-Port TracJack Bezel 3.5 in X 19 in
401045292	Panel 48-Port TracJack Bezel 5.25 in X 19 in



401045292

TracJack Plastic Face Plates – Premium Solutions

Face Plates accept TracJack series jacks with label fields and front loading TracJack modules.

PART NO.	DESCRIPTION
40300545-XX	6-Port TracJack Single-Gang Plastic Face Plate
40300546-XX	4-Port TracJack Single-Gang Plastic Face Plate
40300547-XX	3-Port TracJack Single-Gang Plastic Face Plate
40300548-XX	2-Port TracJack Single-Gang Plastic Face Plate
40300549-XX	1-Port TracJack Single-Gang Plastic Face Plate
40300554-XX	8-Port TracJack Dual-Gang Plastic Face Plate
40300555-XX*	6-Port TracJack Dual-Gang Plastic Face Plate
40300620-XX	12-Port TracJack Dual-Gang Plastic Face Plate



40300546

NOTE: Remove -XX for Fog White, for other colors, replace XX with 00 (Black), 13 (Ivory), 88 (White).
*Also available in 99 (Wiremold Ivory)

FIBER OPTIC SOLUTIONS

Fiber Workstation Solutions

TracJack Stainless Steel Face Plates

Face Plates accept TracJack series jacks and front loading TracJack modules.

PART NO.	DESCRIPTION
403STJ11	1-Port TracJack Single-Gang Stainless Steel Face Plate
403STJ12	2-Port TracJack Single-Gang Stainless Steel Face Plate
403STJ13	3-Port TracJack Single-Gang Stainless Steel Face Plate
403STJ14	4-Port TracJack Single-Gang Stainless Steel Face Plate
403STJ16	6-Port TracJack Single-Gang Stainless Steel Face Plate
403STJ28	8-Port TracJack Single-Gang Stainless Steel Face Plate
403STJ212	12-Port TracJack Double-Gang Stainless Steel Face Plate
403STJ1WP	Wall Phone TJ Stainless Steel Face Plate



403STJ12

TracJack Workstation Surface Mount Boxes

Compatible with TracJack series jacks. Product dimensions are listed by length, width and height.

PART NO.	DESCRIPTION
404TJ1-XX	1-Port TracJack, Plenum Rated
404TJ2-XX	2-Port TracJacks, 2.59 in x 2.27 in x 1.20 in, Plenum Rated
404TJ2X2-XX	4-Port TracJacks, 4.0 in x 2.42 in x 1.16 in, Jacks Exit from Both Sides
404TJ4-XX	4-Port TracJacks, 4.80 in X 3.6 in X 1.16 in
404TJ6-XX	6-Port TracJacks, 7 in X 4.5 in X 1.16 in

NOTE: Remove -XX for Fog White, for other colors, replace XX with 00 (Black), 13 (Ivory), 88 (White).



404TJ2X2

FIBER OPTIC SOLUTIONS

Fiber Workstation Solutions

TracJack Workstation Bezels

Legrand® offers TracJack® plates for most furniture systems. Plates easily snap mount into furniture, requiring no special tools. Plates are ruggedly constructed from high impact thermo-plastic 94V-0 rated.

PART NO.	DESCRIPTION
40300575-XX	6-Port for Opening Size of 1.89 in x 2.99 in (+0.015) for 0.063 in Thick Material
40300576	Holds (6) TracJacks, Furniture Openings 2.35 in x 3.41 in (+.015) for .125 in Thick Material, Fog White
40300577	Holds (4) TracJacks, Furniture Openings 2.35 in x 3.41 in (+.015) for .125 in Thick Material, Fog White
40300577-00	Holds (4) TracJacks, Furniture Openings 2.35 in x 3.41 in (+.015) for .125 in Thick Material, Black
40300633-XX	4-Port for Opening of 2.67–2.75 in x 1.34–1.41 in for 0.065 in Thick Material
40800017-XX	106 Baseplate, Holds (2) TracJacks
40800019-XX	106 Baseplate, Holds (4) TracJacks
41900017-XX	Stylistic TracJack Frame, Single Gang 3-Port cover, 2.75 in x 4.5 in
41900018-XX*	Stylistic TracJack Frame, Single Gang 4-Port cover, 4.5 in x 4.5 in
421TJ3.5-XX	3-Port Furniture Plate
42100009-XX	3-Port Adapter Plate, Front Loadable
42100054-XX	3-Port Adapter Plate, Rear Loadable, 5 pack
Products below must be used with 42100009 or 42100054	
40700071	0.125 in Deep Bezel Mounts Adapter Plate to 2.71 in x 1.38 in (+0.035) Opening
40700072	0.625 in Deep Bezel Mounts Adapter Plate to 2.71 in x 1.38 in (+0.035) Opening
40700073	1.0 in Deep Bezel Mounts Adapter Plate to 2.71 in x 1.38 in (+0.035) Opening

NOTE: Remove -XX for Fog White, for other colors replace XX with 00 (Black), 88 (White).
*Also available in 99 (Wiremold Ivory).



40300575

TracJack Fiber Inserts – Premium Solutions

TracJack® footprint is front loading and supports a number of data or AV modules.
It's ideal for combining A/V with our high performance Clarity® workstation products.

PART NO.	DESCRIPTION
42100002-XX	TracJack Blank, 10 pack
63700011-XX	TracJack, ST, Metal
63700012-XX	TracJack, ST, Ceramic, SM
63700013-XX	TracJack, 2/ST, Metal
63700017-XX	TracJack, SC, DX, Beige Adapter
63700026-XX	TracJack, MT-RJ, Beige Adapter
63700039-XX	TracJack, LC, DX, Beige Adapter
63700051-XX	TracJack, SC, DX, Beige Adapter
63700066-XX	TracJack, SC, DX
63700067-XX	TracJack, SC, DX, Ceramic
63700076-XX	TracJack, LC, DX, Blue Adapter
63700079-XX	TracJack, SC, DX, Blue Adapter
63700080-XX	TracJack, LC, DX, Aqua Adapter
63700081-XX	TracJack, SC, DX, Aqua Adapter
63700082-XX	TracJack, SC, DX, Aqua Adapter

NOTE: Remove -XX for Fog White, for other colors replace XX with 00 (Black), 13 (Ivory), 26 (Light Blue), 68 (Light Gray), 78 (Dark Gray), 88 (White), 99 (Wiremold Ivory) . Colors and lead times may vary, contact customer service for availability.



63700080

FIBER OPTIC SOLUTIONS

Fiber Workstation Solutions

TracJack Workstation Icons – Premium Solutions

Color-coded designation icons are for port identification and install directly on TracJack jacks, 100pk.

PART NO.	DESCRIPTION
40309500	TracJack Icon, Blank, Fog White
40313200	TracJack Icon, Data, Ivory
40322200	TracJack Icon, Data, Lt Red
40322500	TracJack Icon, Blank, Lt Red
40323200	TracJack Icon, Data, Lt Orange
40323500	TracJack Icon, Blank, Lt Orange
40324200	TracJack Icon, Data, Lt Yellow
40324500	TracJack Icon, Blank, Lt Yellow
40325200	TracJack Icon, Data, Lt Green
40325500	TracJack Icon, Blank, Lt Green
40326200	TracJack Icon, Data, Lt Blue
40326500	TracJack Icon, Blank, Lt Blue
40327200	TracJack Icon, Data, Purple
40327500	TracJack Icon, Blank, Purple
40328200	TracJack Icon, Data, Lt Gray
40336500	TracJack Icon, Blank, Dark Blue
40343200	TracJack Icon, Data, Orange



40324200
Assorted Workstation Icons

FIBER OPTIC SOLUTIONS

Fiber Workstation Solutions

Fib-or-Cop II

Fib-or-Cop II offers greater capacity, accommodating up to 12 fiber connections with protected exit from the bottom and six copper connections, either TracJack® or Series II®. This is a truly segregated design, which allows access to one media without impacting the other. Bottom-exiting connections can be further protected with an optional snap-on shroud.

PART NO.	DESCRIPTION
62100041	Base and Cover for (6) TracJacks, 5 in x 8 in x 1.19 in
62100040	Base and Cover for (3) Series II Modules, 5 in x 8 in x 1.19 in
62100037	Pack of (5) Bottom Adapter Plates for (4) TracJack Modules
62100038	Pack of (5) Protective Bottom Shrouds
62100044	3-ST Duplex (6-Fibers) Multimode, Beige Adapters, Phosphor-Bronze Alignment Sleeves
62100045	3-ST Duplex (6-Fibers) Single-Mode, Blue Adapters, Ceramic Alignment Sleeves
62100046	6-SC Simplex (6-Fibers) Multimode, Beige Adapters, Phosphor-Bronze Alignment Sleeves
62100047	6-SC Simplex (6-Fibers) Single-Mode, Blue Adapters, Ceramic Alignment Sleeves
62100048	3-SC Duplex (6-Fibers) Multimode, Beige Adapters, Phosphor-Bronze Alignment Sleeves
62100049	3-SC Duplex (6-Fibers) Single-Mode, Blue Adapters, Ceramic Alignment Sleeves
62100050	6-LC Duplex (12-Fibers) Multimode, Beige Adapters, Phosphor-Bronze Alignment Sleeves
62100051	6-LC Duplex (12-Fibers) Single-Mode, Blue Adapters, Ceramic Alignment Sleeves



62100041



62100050

Notes

OPTICS SOLUTIONS

Legrand optics are BAA & TAA compliant and are capable of all the functions and features supported by their OEM counterparts. As demand for optics continues to increase, meeting the demand of the market has become strained causing customers to depend more on third party. Third-party optics (Transceiver, DAC, and AOC) adoption has been well received due to Third-party's longer warranty period, immense product offering, fast turn time, superior lifespan, and the dramatically lower price. All of this quickens the return on investment and drives further growth.

When choosing optics take advantage of the economics of third-party solutions without compromising. Legrand is the preeminent third-party optics partner in this rapidly growing market. Legrand's third-party offering is engineered and rigorously tested in the United States and backed by a lifetime warranty and the best customer support in the industry.

Interoperability

- Tier 1 Quality
- 100% Compatible with OEM Equipment
- Extended Specifications
- Re-Programable

Quality and Reliability

- .001% Failure Rate
- Coded and Tested in the United States
- BAA & TAA Compliant
- Lifetime Warranty

Price & Availability

- 70-90% Savings Over OEM
- $10s of Millions On Hand Inventory
- 24-48 Hour Drop Ship
- Sample Program

Please Note: Due to the rapidly changing Optics landscape please refer to legrand.us for all the latest information and updates.

OPTICS SOLUTIONS

Legrand Transceivers

Finding The Right Transceiver

With more than 265 transceivers, Active Optical cables, and direct attach cables in stock, and over 4000 others available for shipping within 1-3 business days – finding the right transceiver for any application is fast and simple.

Our Optics are compatible with these OEMs and more:

39580



QSFP28

- High speed 100-Gb connectivity
- Maximum connections up to 10km

39763



CFP2

- High speed 100-Gb connectivity
- Maximum connections up to 10km

39586



CFP

- High Speed 100-Gb connectivity
- Maximum connections up to 10km

QSFP40GBASESR4-LEG



QSFP+

- High speed 40-Gb connectivity
- Maximum connections up to 10km

EX-XFP-10GE-LR-LEG



XFP

- 10-Gb connectivity
- Maximum connections up to 300m or 10km

AGM731F-LEG



SFP

- 100-Mb to 1-Gb connectivity
- Maximum connections of 300m or 120km

SFP-10G-SR-LEG



SFP+

- 10-Gb connectivity
- Maximum connections up to 550m or 80km

453154-B21-LEG



COPPER SFP

- 10-Mb, 100-Mb, and 1-Gb connectivity
- Maximum connections up to 100m

WS-G5484-LEG



GBIC

- 100-Mb and 1-Gb connectivity
- Maximum connections of 100m or 10km

QSFPH40GAOC7M-LEGa



AOC (SFP+, QSFP+, QSFP28)

- 10 to 100-Gb connectivity
- Maximum connections up to 100m

QSFP40GADAC10M-LEG



QSFP+ & QSFP28 DAC

- High speed 40-100Gb connectivity
- Maximum connections up to 7m Passive and 10m Active

SFP-10G-PDAC1M-LEGa



SFP + DAC

- 10-Gb connectivity
- Maximum connections up to 7m Passive and 15m Active

Notes

Notes

PHYSICAL SUPPORT SOLUTIONS

Our network racks, server racks, wall mount cabinets, and cable pathways are engineered with cable management and installation efficiency as the basis of their design. These physical support solutions include the renowned Mighty Mo family of racks, our standard EIA line of racks, the innovative Compact Edge Cabinet, and other wall mount enclosures, providing a variety of choices to meet the needs of every installation. No other systems make it easier to install a network with standards-compliant bend radius, cable routing and strain relief – ensuring optimal network performance.

PHYSICAL SUPPORT SOLUTIONS



MM20724-B
CHANNEL



MM2072132DAB38-B4
POST



19-84-T2SD
2-POST



19-84-T4SDA2132
4-POST

VWMSD-4RU-36-B
VERTICAL



CECWM4RUPL-M
COMPACT EDGE



SWM12RUPD-26-26
STANDARD & REINFORCED SWINGOUT

Platform	MIGHTY MO® 20 RACKS		STANDARD EIA RACKS		WALL MOUNT CABINETS		
Vertical Managers	VML, VMS, VMD		DVMS, QVMD		No	No	Yes
Applications	Data Center, Telco Room, Data/ Computer Closets, IDF/MDF, Facilities, Building Networks, Edge		Data/Computer Closets, IDF/ MDF, Facilities		5G, Edge, Building Networks, Data Center, Telco Room, Data/Computer Closets, IDF/MDF, Facilities		
Key Features	▪ Distribution cable management ▪ Leading vertical managers ▪ Optimized power mounting	▪ Rail adjustability after installation ▪ Leading vertical managers ▪ Optimized power mounting	▪ Self-squaring ▪ Side button key holes ▪ RU numbering and marking	▪ Quickest setup with patented Speednut ▪ Self-squaring ▪ RU numbering and marking	▪ Ultra-low profile ▪ Back-pan mounted equipment ▪ Full enclosure opening ▪ Vertical rack mounting	▪ Low profile ▪ Deep equipment mounting ▪ Pivoting patching RU rail	▪ Dual hinging for maximum access ▪ Reversible rails for network or server configuration ▪ Versatile cable management
RU Capacity	45, 51	45, 51	45, 51	45, 51	4, 8	4, 8	12, 18, 26
UL 2416 Weight Capacity (lbs)	2000	2000	750*	1000*	135	150	125 - 350
UL 2416 Bonded	Yes	Yes	No	No	Yes	Yes	Yes
Height	7 ft, 8 ft	7 ft, 8 ft	7 ft, 8 ft	7 ft, 8 ft	26.6 in	36, 42 in	25, 36, 50 in
Width	23.75 in	23.75 in	20.25 in	20.25 in	23.25 in	25 in	26 in
Depth	Channel Depth 6.5 – 30 in	Max Rail Space 30, 36, 42 in	3, 6 in	Max RailSpace 20, 32 in	8 in	12, 18 in	26 in
Color	Black, White	Black, White	Black, Clear	Black	Magnesium, Black, White	Black	Black

* Not UL Certified

PHYSICAL SUPPORT SOLUTIONS

Mighty Mo 20 Cable Management System

Mighty Mo 20 Channel Racks

Mighty Mo 20 channel racks are designed to provide greater flexibility and optimum efficiency to any size network. The top trough with built-in waterfall provides bend radius control and efficient patch cable routing. Honeycomb side rails on all depth channel racks provide the ultimate in distribution cable management. The honeycomb side rails, combined with airflow baffles, create a patented system that manages intake and exhaust air from side-vented equipment.

PART NO.	RACK UNIT	CHANNEL DEPTH	RAIL TYPE
MM20706-X	45 RU (7 ft)	6.5 in	Tapped #12-24
MM20710-X	45 RU (7 ft)	10.5 in	Tapped #12-24
MM20716-X	45 RU (7 ft)	16.25 in	Tapped #12-24
MM20724-X	45 RU (7 ft)	24 in	Tapped #12-24
MM2072438-X	45 RU (7 ft)	24 in	Punched, 3/8 in Square
MM20730-X	45 RU (7 ft)	30 in	Tapped #12-24
MM2073038-X	45 RU (7 ft)	30 in	Punched, 3/8 in Square
MM20810-X	51 RU (8 ft)	10.5 in	Tapped #12-24
MM20816-X	51 RU (8 ft)	16.25 in	Tapped, #12-24
MM20824-X	51 RU (8 ft)	24 in	Tapped #12-24
MM2082438-X	51 RU (8 ft)	24 in	Punched, 3/8 in Square
MM20830-X	51 RU (8 ft)	30 in	Tapped #12-24
MM2083038-X	51 RU (8 ft)	30 in	Punched, 3/8 in Square

NOTE: For color, replace X with B (Black) or W (White).
Patent numbers: 8,130,494 and 8,256,181 and D803,789



MM20724-B

PHYSICAL SUPPORT SOLUTIONS

Mighty Mo 20 Cable Management System

Mighty Mo 20 Dual Adjustable Base 4-Post Racks

Mighty Mo 20 Dual Adjustable Base 4-post racks provide greater flexibility and optimum efficiency in any data center or telecom room. The base angles adjust in depth with the rails reducing the overall foot print when the rail spacing is reduced. Front and rear waterfalls allow for equipment patching and server patching. All styles of Mighty Mo 20 vertical managers can be mounted to the front or rear.

PART NO.	RACK UNIT	RAIL SPACING	RAIL TYPE
MM2072132DAB12-X	45	21 in - 32 in	Tapped #12-24
MM2072132DAB38-X	45	21 in - 32 in	Punched, 3/8 in Square
MM2073142DAB12-X	45	31 in - 42 in	Tapped #12-24
MM2073142DAB38-X	45	31 in - 42 in	Punched, 3/8 in Square
MM2082132DAB12-X	51	21 in - 32 in	Tapped #12-24
MM2082132DAB38-X	51	21 in - 32 in	Punched, 3/8 in Square
MM2083142DAB12-X	51	31 in - 42 in	Tapped #12-24
MM2083142DAB38-X	51	31 in - 42 in	Punched, 3/8 in Square

NOTE: For colors replace X with B (Black), W (White).
Patent Numbers: 8,130,494 and 8,256,181



MM2072132DAB38-B

PHYSICAL SUPPORT SOLUTIONS

Mighty Mo 20 Cable Management System

Mighty Mo 20 Fixed 4-Post Racks

Mighty Mo 20 4-post racks provide greater flexibility and optimum efficiency in any data center. The fixed racks provide an economical mounting platform for switches and servers. Front and rear waterfalls allow for equipment patching and server patching. All styles of Mighty Mo 20 vertical managers can be mounted front or rear and airflow baffles can be mounted to manage the airflow of side breathing equipment.

PART NO.	RACK UNIT	RAIL SPACING	RAIL TYPE
MM20730FXD12-X	45RU (7 ft)	30 in	Tapped, #12-24
MM20730FXD38-X	45RU (7 ft)	30 in	Punched, 3/8 in Square
MM20830FXD12-X	51RU (8 ft)	30 in	Tapped, #12-24
MM20830FXD38-X	51RU (8 ft)	30 in	Punched, 3/8 in Square

NOTE: For color, replace X with B (Black) or W (White)
Patent numbers: 8,130,494 and 8,256,181



MM20730FXD12-B

Mighty Mo 20 Vertical Cable Management Panels

MM20 Vertical Cable Management Panels provide an efficient way to manage rack cabling and can be mounted to MM20 in DAB and FXD 4-post racks. The unique honeycomb design allows for proper cable routing and cable bend radius control. The panels hex pattern will accept MM20 universal cable troughs, cable disks and hexguard cable protectors.

PART NO.	DESCRIPTION
MM207VCMP-X	MM20 Vertical Cable Management Panel, 7 ft
MM208VCMP-X	MM20 Vertical Cable Management Panel, 8 ft

NOTE: For colors replace X with B (Black), W (White).



MM207VCMP-B

PHYSICAL SUPPORT SOLUTIONS

Mighty Mo 20 Cable Management System

Mighty Mo 20 Adjustable 4-Post Racks

Mighty Mo 20 4-post racks provide greater flexibility and optimum efficiency in any data center. The adjustable rack allows all 4 mounting rails to be adjusted even after the rack has been fastened to the floor. Front and rear waterfalls allow for equipment patching and server patching. All styles of Mighty Mo 20 vertical managers can be mounted front or rear and airflow baffles can be mounted to manage the airflow of side breathing equipment.

PART NO.	RACK UNIT	MAXIMUM RAIL SPACING	RAIL TYPE
MM20730ADJ12-X	45 RU (7 ft)	30 in	Tapped, #12-24
MM20730ADJ38-X	45 RU (7 ft)	30 in	Punched, 3/8 in Square
MM20736ADJ12-X	45 RU (7 ft)	36 in	Tapped, #12-24
MM20736ADJ38-X	45 RU (7 ft)	36 in	Punched, 3/8 in Square
MM20742ADJ12-X	45 RU (7 ft)	42 in	Tapped, #12-24
MM20742ADJ38-X	45 RU (7 ft)	42 in	Punched, 3/8 in Square
MM20830ADJ12-X	51 RU (8 ft)	30 in	Tapped, #12-24
MM20830ADJ38-X	51 RU (8 ft)	30 in	Punched, 3/8 in Square
MM20836ADJ12-X	51 RU (8 ft)	36 in	Tapped, #12-24
MM20836ADJ38-X	51 RU (8 ft)	36 in	Punched, 3/8 in Square
MM20842ADJ12-X	51 RU (8 ft)	42 in	Tapped, #12-24
MM20842ADJ38-X	51 RU (8 ft)	42 in	Punched, 3/8 in Square

NOTE: For color, replace X with B (Black) or W (White).
Patent numbers: 8,130,494 and 8,256,181



MM20736ADJ38-B

Mighty Mo 20 4-Post Rail Kit & Air Baffle Rails

Baffle rails allow 16-1/4 in, 24 in and 30 in deep airflow baffles to be mounted to the side of the ADJ 4-post racks, even when the mounting rails are set to a deeper dimension. The fixed version allows 16-1/4 in and 24 in baffles to be mounted to the 30 in deep racks.

PART NO.	DESCRIPTION	RAIL TYPE
MM207ADJABR-X	Mighty Mo 20 4-Post Rack Baffle Rail 7 ft– For Mighty Mo 20 4-Post Adjustable Racks	Baffle
MM207RKADJ12-X	Mighty Mo 20 4-Post Adjustable Rack Rail Kit, 7 ft (45RU) – Set of 2	Tapped, #12-24
MM207RKADJ38-X	Mighty Mo 20 4-Post Adjustable Rack Rail Kit, 7 ft (45RU) – Set of 2	Punched, 3/8 in Square
MM208ADJABR-X	Mighty Mo 20 4-Post Rack Baffle Rail 8 ft– For Mighty Mo 20 4-Post Adjustable Racks	Baffle
MM208RKADJ12-X	Mighty Mo 20 4-Post Adjustable Rack Rail Kit, 8 ft (51RU) – Set of 2	Tapped, #12-24
MM208RKADJ38-X	Mighty Mo 20 4-Post Adjustable Rack Rail Kit, 8 ft (51RU) – Set of 2	Punched, 3/8 in Square

NOTE: For color, replace X with B (Black) or W (White).



MM207ADJABR-B

PHYSICAL SUPPORT SOLUTIONS

Mighty Mo 20 Cable Management System

Mighty Mo 20 Vertical Manager with Door

The wire frame and rack unit finger design promotes efficient routing of patch cords between racks. Dual hinged slam latch doors allow easy access during moves, adds and changes. Supplied with four cable management spools to provide slack storage for fiber jumpers and twelve bend limiting clips to protect fiber entering the vertical manager.

PART NO.	DESCRIPTION
MM20VMD706-X	6.5 in W x 10.25 in D for 7 ft MM20 racks
MM20VMD710-X	10.5 in W x 15 in D for 7 ft MM20 racks
MM20VMD712-X	12.25 in W x 15 in D for 7 ft MM20 racks
MM20VMD806-X	6.5 in W x 10.25 in D for 8 ft MM20 racks
MM20VMD810-X	10.5 in W x 15 in D for 8 ft MM20 racks
MM20VMD812-X	12.25 in W x 15 in D for 8 ft MM20 racks

NOTE: For color, replace X with B (Black) or W (White).
06 (6.5) in wide managers are 10.25 in deep. All other managers are 15 in deep.
Patent number: 9,303,440



MM20VMD710-B

Mighty Mo 20 VMD Finger Covers

The finger cover is used to finish the end of a row of Mighty Mo racks by covering up the side of the vertical manager. Finger covers mount to the fingers on the VMD or VMS vertical managers.

PART NO.	DESCRIPTION
MM20VMD7FC-X	For 7 ft MM20VMD managers
MM20VMD8FC-X	For 8 ft MM20VMD managers

NOTE: For color, replace X with B (Black) or W (White).
6.5 in wide managers are 10.25 in deep. All other managers are 15 in deep.



MM20VMD7FC-B

Mighty Mo 20 VMD End of Row Stabilizer Kit

Stabilizing kits are used to reinforce the mounting of 10 in and wider VMD and VMS vertical managers mounted at the end of a row.

PART NO.	DESCRIPTION
MM20VMDSK-B	Mighty Mo 20 Vertical Managers Stabilizing Kit - Black
MM20VMDSK-W	Mighty Mo 20 Vertical Managers Stabilizing Kit - White



MM20VMDSK-B

PHYSICAL SUPPORT SOLUTIONS

Mighty Mo 20 Cable Management System

Mighty Mo 20 Vertical Manager with Cover

The wire frame and rack unit finger design promotes efficient routing of patch cords between racks. Dual hinged snap-on covers allow easy access during moves, adds and changes. 6 in and 10 in wide managers are supplied with four cable management spools and 12 bend-limiting clips.

PART NO.	DESCRIPTION
MM20VMS704-X	3.75 in W x 8.62 in D for 7 ft MM20 racks
MM20VMS706-X	6 in W x 8.62 in D for 7 ft MM20 racks
MM20VMS710-X	10 in W x 13.62 in D for 7 ft MM20 racks

NOTE: For color, replace X with B (Black) or W (White).
10 in wide managers are 13.62 in deep. All other managers are 8.62 in deep.
Patent numbers: 6,946,605 and 7,026,553



MM20VMS706-B

Mighty Mo 20 Vertical Manager with Latches

Wire frame and hinged latches allow easy access during moves, adds and changes. An efficient and economical choice for small to mid-size networks.

PART NO.	DESCRIPTION
MM20VML704-X	4 in W x 6.12 in D for 7 ft MM20 racks
MM20VML706-X	6 in W x 6.12 in D for 7 ft MM20 racks

NOTE: For color, replace X with B (Black) or W (White). All other managers are 6.12 in deep.
Patent numbers: 6,365,834



MM20VML704-B

Mighty Mo 20 Zero-U Horizontal Managers

Zero rack unit horizontal managers slide into the slots in the Mighty Mo 20 fingers and provide support for fiber and copper cables exiting horizontal equipment modules. They toollessly lock into place with the 19 in version mounting between 2 vertical managers in front of the equipment. Internal versions are sized to fit inside the vertical managers and provide a continuous horizontal path across the front of the racks and managers.

PART NO.	DESCRIPTION
MM20HMZRU06-X	For MM20 6 in W VMD and VMS style managers
MM20HMZRU10-X	For MM20 10 in W VMD and VMS style managers
MM20HMZRU12-X	For MM20 12 in W VMD style managers
MM20HMZRU19-X	For MM20 16 in W VMD style managers

NOTE: For color, replace X with B (Black) or W (White).

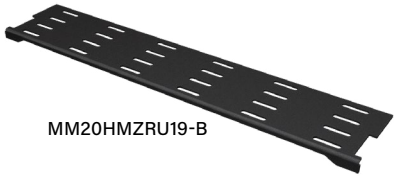

MM20HMZRU19-B

PHYSICAL SUPPORT SOLUTIONS

Mighty Mo 20 Cable Management System

Mighty Mo 20 Horizontal Managers

Horizontal cable managers are available in 2RU and 4RU sizes. Fingers begin 3/4 in from the face of rack to provide bend limitation for cables, protecting cables, equipment and network performance. Included hinged cover mounts with six heavy duty clips allow them to be opened one handed without becoming "unhinged". Manufactured from UL94V-0 rated plastic.

PART NO.	DESCRIPTION
MM20HMF2RU-X	2 RU Single-Sided Horizontal Manager
MM20HMF4RU-X	4 RU Single-Sided Horizontal Manager

NOTE: For color, replace X with B (Black) or W (White)

Patent Number: 9,429,252



MM20HMF4RU-B

Mighty Mo 20 Horizontal Manager Air Blocker

Horizontal cable manager air blockers are available in 2RU and 4RU sizes. Providing a tool-less snap-in filler panel within the Mighty Mo 20 Horizontal Manager to fill open rack space where separation of cold air and hot air is required.

PART NO.	DESCRIPTION
MM20HMF2RUAB-M	2 RU Horizontal Manager Air Blocker, Magnesium
MM20HMF4RUAB-M	4 RU Horizontal Manager Air Blocker, Magnesium



MM20HMF2RUAB-M

Mighty Mo 20 Lightweight Airflow Baffles

Mighty Mo 20 airflow baffles mount between Mighty Mo 20 channel, fixed or adjustable racks, direct intake and exhaust air on side flow network equipment from cold aisle to hot aisle. The patented angle design utilizes less space, reduces back pressure and provides better overall performance than square duct style systems.

PART NO.	HEIGHT	DEPTH	WIDTH	COMPATIBLE RACK	COMPATIBLE VERTICAL MANAGER
MM20ABL71610-B	7 ft	16 in	10 in	MM20716	MM20VMD710
MM20ABL71612-B	7 ft	16 in	12 in	MM20716	MM20VMD712
MM20ABL72410-B	7 ft	24 in	10 in	MM20724	MM20VMD710
MM20ABL72412-B	7 ft	24 in	12 in	MM20724	MM20VMD712
MM20ABL73010-B	7 ft	30 in	10 in	MM20730	MM20VMD710
MM20ABL73012-B	7 ft	30 in	12 in	MM20730	MM20VMD712
MM20ABL81612-B	8 ft	16 in	12 in	MM20816	MM20VMD812
MM20ABL82412-B	8 ft	24 in	12 in	MM20824	MM20VMD812
MM20ABL83012-B	8 ft	30 in	12 in	MM20830	MM20VMD812



MM20ABL71612-B

PHYSICAL SUPPORT SOLUTIONS

Mighty Mo 20 Cable Management System

Mighty Mo 20 Universal Cable Troughs

Universal cable troughs snap into the hex pattern on the Mighty Mo 20 channel racks and are used to create a front to rear or vertical trough on the inside or outside of the channel. They can be mounted in a row to create a continuous trough or rotated at 30° increments to support cables through directional changes. Up to 3 HiLOC™ harnesses can be toollessly mounted into each trough.

PART NO.	DESCRIPTION
MM20UCT2X2-B	2 in x 2 in x 5.25 in Trough with Hex Mounting For MM20 Channel Racks, 6-Pack - Black
MM20UCT2X2-W	2 in x 2 in x 5.25 in Trough with Hex Mounting For MM20 Channel Racks, 6-Pack - White

NOTE: Patent Number: 9,429,252



MM20UCT2X2-B

Mighty Mo Hexguard

The Mighty Mo 20 Hexguard cabling protection snaps into the channel rails of the rack and protects cables while allowing for easy passage thru the channel. The Hexguard snaps directly into the honeycomb cutouts and can be installed for new, as well as existing cable installs.

PART NO.	DESCRIPTION
MM20HEXGD-B	Mighty Mo 20 Hexguard, 12 Halves - Black
MM20HEXGD-W	Mighty Mo 20 Hexguard, 12 Halves - White



MM20HEXGD-W

Mighty Mo 20 Universal Cable Disk

The Mighty Mo 20 Universal Cable Disk mounts to the hex grid on a Mighty Mo 20 Channel Rack. Up to 4 HiLOC™ harnesses can be toollessly mounted onto each disc, or a Legrand 60401185 Fiber Spool Kit can be added for slack storage of excess cable.

PART NO.	DESCRIPTION
MM20CMD7-B	Mighty Mo 20 Cable Disk with Hex Mounting For MM20 Channel Racks, 4-Pack, Black
MM20CMD7-W	Mighty Mo 20 Cable Disk with Hex Mounting For MM20 Channel Racks, 4-Pack, White



MM20CMD7-B

Mighty Mo 20 Bending Limiting Clips

Bend limiting clips snap on to any finger on the vertical management cage to provide bend limitation for fiber jumpers entering and exiting the cage. The half oval design provides 180° protection for fiber jumpers.

PART NO.	DESCRIPTION
MM20BLC-B	Mighty Mo 20 BEND LIMITING CLIP 6.25 in L, 12 Pack - Black (For VMD or VMS Style Managers)
MM20BLC-W	Mighty Mo 20 BEND LIMITING CLIP 6.25 in L, 12 Pack - White (For VMD or VMS Style Managers)



MM20BLC-B

PHYSICAL SUPPORT SOLUTIONS

Mighty Mo 20 Cable Management System

Mighty Mo 20 Cable Management Spools

Cable management spools effectively manage excess fiber cable slack, providing flexibility and the proper bend radius for cables. They mount at rack unit intervals on the front of the 6 in wide vertical manager or on the front and rear of the 10 in and wider vertical managers with fingers.

PART NO.	DESCRIPTION
MM20CMS6-X	Mighty Mo 20 Cable Management Spool 6.25 in W, 12 Pack Set of 4 (For VMD or VMS Style Managers)
MM20CMS10-X	Mighty Mo 20 Cable Management Spool 10in W, 12 Pack Set of 4 (For VMD or VMS Style Managers)

NOTE: For colors replace X with B (Black), W (White)


MM20CMS6-B

Mighty Mo 20 Cable Management Rings

These black plastic rings flex at the end for easy insertion or removal of cross connect cables. The 3/8 in 1/4 turn connector mounts on the front and back of the Mighty Mo racks. It can also be installed into 3/8 in square accessory holes on the sides of the Mighty Mo racks or into any open 3/8 in square EIA mounting hole.

PART NO.	DESCRIPTION
MM20CMR3-X	Mighty Mo 20 Cable Management Ring 1.72 in x 3 in W, 14 Pack
MM20CMR6-X	Mighty Mo 20 Cable Management Ring 1.72 in x 6 in W, 14 Pack

NOTE: For colors replace X with B (Black), W (White)


MM20CMR3-B

Mighty Mo 20 Waterfall Extension

Increases the height of the front flange of the Mighty Mo waterfall by 2.25 in when additional cable capacity is required.

PART NO.	DESCRIPTION
MM20WFE-B	Mighty Mo 20 Waterfall Extension 4.50 in X 19.15 in - Black
MM20WFE-W	Mighty Mo 20 Waterfall Extension 4.50 in X 19.15 in - White


MM20WFE-B

Mighty Mo 20 Equipment Support Brackets

The 6 in equipment support brackets can be cantilever mounted at the rear of any Mighty Mo rack and used to support equipment mounted to the front rails. Deeper equipment support brackets are sized to the 16-1/4 in to 30 in channel racks and 4-point mount with the equipment's mounting ears to provide zero unit support from front-to-back.

PART NO.	DESCRIPTION
MM20ESB06-X	Mighty Mo 20 Equipment Support Brackets, 6.5 in – 1 Set
MM20ESB16-X	Mighty Mo 20 Equipment Support Brackets, 16.25 in – 1 Set
MM20ESB24-X	Mighty Mo 20 Equipment Support Brackets, 24 in – 1 Set
MM20ESB30-X	Mighty Mo 20 Equipment Support Brackets, 30 in – 1 Set

NOTE: For colors replace X with B (Black), W (White)


MM20ESB16-B

PHYSICAL SUPPORT SOLUTIONS

Mighty Mo 20 Cable Management System

Mighty Mo 20 Cable Troughs

Cable troughs support fiber cables at the bottom of Mighty Mo racks. The kit includes an extension that bridges the space between racks and creates a continuous trough at the bottom of the row.

PART NO.	DESCRIPTION
MM20CT4RU-X	Mighty Mo 20 Cable Trough, 4RU, 19in Wide
MM20CT4RUK-X	Mighty Mo 20 Cable Trough Extension, 4RU, 19in Wide

NOTE: For colors replace X with B (Black), W (White)



MM20CT4RUK-B

Mighty Mo 20 Cable Runway Mounting Brackets

Mounts to the top side of the Mighty Mo rack channels or frames, providing mounting for runway to run parallel with the row of racks. Standard brackets position the bottom of the runway at 2 in above the rack height and 6 in high brackets position the bottom of the runway at 6 in above the rack height.

PART NO.	DESCRIPTION
MM20CRB06-X	2 in H for MM20 6.5 in Channel Racks, Supports Runway up to 18 in W
MM20CRB10-X	2 in H for MM20 10.5 in Channel Racks, Supports Runway up to 18 in W
MM20CRB16-X	2 in H for MM20 16.25 in Channel Racks, Supports Runway up to 18 in W
MM20CRB1624-X	2 in H for MM20 16.25 in Channel Racks, Supports Runway up to 24 in W
MM20CRB24-X	2 in H for MM20 24 in Channel Racks, Supports Runway up to 24 in W
MM20CRB30-X	2 in H for MM20 30 in Channel Racks, Supports Runway up to 24 in W
MM20CRB4PU-X	2 in H for Side of MM20 4-Post Racks, Supports Runway up to 24 in W
MM20CRB4PRU-X	2 in H for Rear of MM20 4-Post Racks, Supports Runway up to 18 in W
MM20CRB6H06-X	6 in H for MM20 6.16 in Channel Racks, Supports Runway up to 18 in W
MM20CRB6H10-X	6 in H for MM20 10.16 in Channel Racks, Supports Runway up to 18 in W
MM20CRB6H16-X	6 in H for MM20 16.25 in Channel Racks, Supports Runway up to 18 in W
MM20CRB6H1624-X	6 in H for MM20 16.25 in Channel Racks, Supports Runway up to 24 in W
MM20CRB6H24-X	6 in H for MM20 24in Channel Racks, Supports Runway up to 24 in W
MM20CRB6H30-X	6 in H for MM20 30in Channel Racks, Supports Runway up to 24 in W
MM20CRB6H4PU-X	6 in H for Side of MM20 4-Post Racks, Supports Runway up to 24 in W
MM20CRB6H4PRU-X	6 in H for Rear of MM20 4-Post Racks, Supports Runway up to 18 in W

NOTE: For colors replace X with B (Black), W (White)



MM20CRB06-B

PHYSICAL SUPPORT SOLUTIONS

Mighty Mo 20 Cable Management System

Mighty Mo 20 Cable Wire Tray Mounting Brackets

Mounts to the top side of the Mighty Mo rack channels or frames, providing mounting for wire tray to run parallel with the row of racks. Standard brackets position the bottom of the wire tray at 2 in above the rack height and 6 in high brackets position the bottom of the wire tray at 6 in above the rack height.

PART NO.	DESCRIPTION
MM20CTB06-X	2 in H for MM20 6.5 in Channel Racks, Supports Wire Tray up to 18 in W
MM20CTB10-X	2 in H for MM20 10.5 in Channel Racks, Supports Wire Tray up to 18 in W
MM20CTB16-X	2 in H for MM20 16.25 in Channel Racks, Supports Wire Tray up to 18 in W
MM20CTB1624-X	2 in H for MM20 16.25 in Channel Racks, Supports Wire Tray up to 24 in W
MM20CTB24-X	2i n H for MM20 24 in Channel Racks, Supports Wire Tray up to 24 in W
MM20CTB30-X	2 in H for MM20 30 in Channel Racks, Supports Wire Tray up to 24 in W
MM20CTB4PU-X	2 in H for Side of MM20 4-Post Racks, Supports Wire Tray up to 24 in W
MM20CTB4PRU-X	2 in H for Rear of MM20 4-Post Racks, Supports Wire Tray up to 18 in W
MM20CTB6H06-X	6 in H for MM20 6.16 in Channel Racks, Supports Wire Tray up to 18 in W
MM20CTB6H10-X	6 in H for MM20 10.16 in Channel Racks, Supports Wire Tray up to 18 in W
MM20CTB6H16-X	6 in H for MM20 16.25 in Channel Racks, Supports Wire Tray up to 18 in W
MM20CTB6H1624-X	6 in H for MM20 16.25 in Channel Racks, Supports Wire Tray up to 24 in W
MM20CTB6H24-X	6 in H for MM20 24 in Channel Racks, Supports Wire Tray up to 24 in W
MM20CTB6H30-X	6 in H for MM20 30 in Channel Racks, Supports Wire Tray up to 24 in W
MM20CTB6H4PU-X	6 in H for Side of MM20 4-Post Racks, Supports Wire Tray up to 24 in W
MM20CTB6H4PRU-X	6 in H for Rear of MM20 4-Post Racks, Supports Wire Tray up to 18 in W

NOTE: For colors replace X with B (Black), W (White)



MM20CTB16-B

Mighty Mo 20 Base Dust Covers

Prevents dust and debris from accumulating in the rack base. Scored for bending to clear cables from floor up to channel.

PART NO.	DESCRIPTION
MM20BDC06-X	MM20 Base Dust Cover for 6.5 in deep MM20 Channel Racks
MM20BDC10-X	MM20 Base Dust Cover for 10.5 in deep MM20 Channel Racks
MM20BDC16-X	MM20 Base Dust Cover for 16.25 in deep MM20 Channel Racks
MM20BDC24-X	MM20 Base Dust Cover for 24 in deep MM20 Channel Racks
MM20BDC30-X	MM20 Base Dust Cover for 30 in deep MM20 Channel Racks

NOTE: For colors replace X with B (Black), W (White)



MM20BDC16-B

PHYSICAL SUPPORT SOLUTIONS

Mighty Mo 20 Cable Management System

Mighty Mo 20 End Panels

The 4.4 in wide end panel is used to finish the end of a row of Mighty Mo racks when a 6 in wide vertical manager is mounted at the end of the row. It mounts directly to the rack behind the manager, providing a stable mounting surface for the manager and concealing cables in the rack frame.

PART NO.	COMPATIBLE RACK	COMPATIBLE VERTICAL MANAGER
MM20EP706-X	MM20706	MM20VMD706
MM20EP710-X	MM20710	MM20VMD706
MM20EP716-X	MM20716	MM20VMD706
MM20EP724-X	MM20724	MM20VMD706
MM20EP730-X	MM20730	MM20VMD706
MM20EP736-X	MM20736	MM20VMD706
MM20EP742-X	MM20742	MM20VMD706
MM20EP810-X	MM20810	MM20VMD806
MM20EP816-X	MM20816	MM20VMD806
MM20EP824-X	MM20824	MM20VMD806
MM20EP830-X	MM20830	MM20VMD806
MM20EP836-X	MM20836	MM20VMD806
MM20EP842-X	MM20842	MM20VMD806

NOTE: For colors replace X with B (Black), W (White).



MM20EP716-B

Mighty Mo 20 Narrow End Panels

The 2.25 in wide end panel is used to finish the end of a row of Mighty Mo racks when a 10 in or wider vertical manager is mounted at the end of the row. It mounts directly behind the manager concealing cables in the rack frame. The narrow end panel requires the use of an end panel support bracket to stabilize the rear of the end panel.

PART NO.	COMPATIBLE RACK	COMPATIBLE VERTICAL MANAGER
MM20EPN706-X	MM20706	MM20VMD710 or wider
MM20EPN710-X	MM20710	MM20VMD710 or wider
MM20EPN716-X	MM20716	MM20VMD710 or wider
MM20EPN724-X	MM20724	MM20VMD710 or wider
MM20EPN730-X	MM20730	MM20VMD710 or wider
MM20EPN736-X	MM20736	MM20VMD710 or wider
MM20EPN742-X	MM20742	MM20VMD710 or wider
MM20EPN810-X	MM20810	MM20VMD810 or wider
MM20EPN816-X	MM20816	MM20VMD810 or wider
MM20EPN824-X	MM20824	MM20VMD810 or wider
MM20EPN830-X	MM20830	MM20VMD810 or wider
MM20EPN836-X	MM20836	MM20VMD810 or wider
MM20EPN842-X	MM20842	MM20VMD810 or wider

NOTE: For colors replace X with B (Black), W (White).



MM20EPN716-B

PHYSICAL SUPPORT SOLUTIONS

Mighty Mo 20 Cable Management System

Mighty Mo 20 End Panel Support Brackets

The end panel support brackets mount from the rack to the narrow end panels to stabilize the rear of the end panel.

PART NO.	DESCRIPTION
MM20EPS-X	For Bracing MM20 Narrow End Panels behind 10 in W or 12 in W VMD Managers

NOTE: For colors replace X with B (Black), W (White).



MM20EPS-B

Mighty Mo 20 PDU Mounting Brackets

Legrand Mighty Mo 20 PDU mounting bracket kits are designed to mount "Button Mount" PDUs to the VMD style vertical managers or rear channels of the Mighty Mo 20 open racks. Offset, Flat and vertical manager style brackets are available, which provide multiple mounting options.

PART NO.	DESCRIPTION	LOCATION
MM20PDUMBVM1W-X	Cage Mount, 1 Wide	A
MM20PDUMBVM2W-X	Cage Mount, 2 Wide	B
MM20PDUMBFT1W-X	Rack Mount, Flat, 1 Wide	C
MM20PDUMBFT2W-X	Rack Mount, Flat, 2 Wide	D
MM20PDUMB1D1W-X	Rack Mount, 1 Deep, 1 Wide	E
MM20PDUMB1D2W-X	Rack Mount, 1 Deep, 2 Wide	F
MM20PDUMB2D1W-X	Rack Mount, 2 Deep, 1 Wide	G
MM20PDUMB2D2W-X	Rack Mount, 2 Deep, 2 Wide	H

NOTE: For colors replace X with B (Black), W (White).



MM20PDUMB2D2W-B

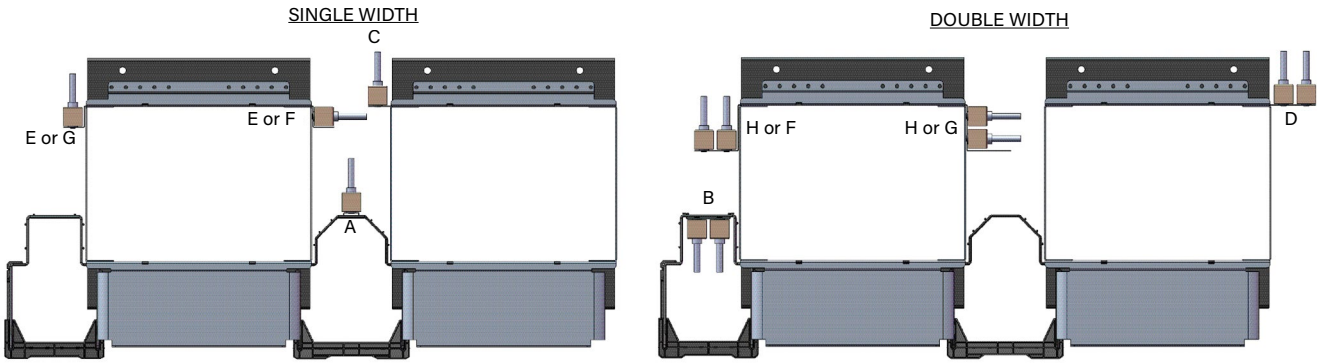

PHYSICAL SUPPORT SOLUTIONS

Standard EIA Racks and Cable Management

Standard EIA 2-Post & 4-Post Racks

Standard EIA 2 and 4-post racks provide greater flexibility and optimum efficiency in any data center. The 4-post racks provide an economical mounting platform for switches and servers.

PART NO.	TYPE	COLOR	RU	HEIGHT	WIDTH	DEPTH	LOAD RATING (LBS)
19-72-T2SDB	2-Post	Black	38	72 in	20.19 in	3 in	750
19-84-T2SDB		Black	45	84 in		3 in	
19-84-T2SD		Clear	45	84 in		3 in	
19-84-6T2SDB		Black	45	84 in		6 in	
19-96-T2SDB		Black	51	96 in		3 in	
19-96-T2SD		Clear	51	96 in		3 in	
19-84-T4SDA2132*	4-Post Adjustable	Black	45	84 in		21 in – 32 in	
19-96-T4SDA2132		Black	51	96 in			
19-84-SSDA2132*		Black	45	84 in			

NOTE: Clear color indicates coated metal finish.
*T4SDA2132 has 12-24 tapped mounting rails, SSDA2132 has 3/8" square hole mounting rails



19-84-T2SD



19-84-T4SDA2132

Runway Mounting Brackets and Plates

Cable runway mounting brackets mount to the top of the cabinet and provide a surface for attaching 6 in, 12 in, 18 in or 24 in W runway.

PART NO.	DESCRIPTION	COLOR	DIMENSIONS (H,W,D) (IN)	FUNCTION
RRJC-T	Adjustable Runway Mounting Kit	Silver	NA	Mounts Runway perpendicular to the front of 2- or 4-post rack
RRJC-S				Mounts Runway perpendicular or parallel to front of 4-post racks
JP0606B	Junction Plate	Black	7.50, 4.00, 0.25	Used for junctioning cable runway and equipment racks. Runway can be junctioned parallel or perpendicular to rack.
JP0612B			12.50, 4.00, 0.25	
JP1218B			18.50, 4.00, 0.25	
JP1824B			24.50, 4.00, 0.25	
JP0612-6TB	Junction Plate for 6 in Upright Racks, 6 in & 12 in Runway Support	Black	12.0, 7.00, 0.25	
JP1218-6TB	Junction Plate for 6 in Upright Racks, 12 in & 18 in Runway Support	Black	18.50, 7.00, 0.25	
JP1824-6TB	Junction Plate for 6 in Upright Racks, 18 in&24 in Runway Support	Black	24.50, 7.00, 0.25	



RRJC-T



JP0612B

PHYSICAL SUPPORT SOLUTIONS

Standard EIA Racks and Cable Management

Standard EIA Vertical Managers

The Standard EIA vertical manager is simple, fast to assemble. Assembly and installation is a one-person job with the lightweight and modular manager components.

PART NO.	SIDED TYPE	HEIGHT	WIDTH	DEPTH
QVMS706	Single	7 ft	6 in	8.94 in
QVMS710	Single		10 in	
QVMD706	Double		6 in	17.36 in
QVMD710	Double		10 in	

PART NO.	DESCRIPTION
QVMDCRK	Q-Series Bend Limiting, Cable Management Clip – Kit of 8
QVMDERSB	Q-Series End of Row Support Bracket – Qty 3



QVMD706



QVMDCRK

PHYSICAL SUPPORT SOLUTIONS

Vertical Managers, Organizers & Rings

Single-Sided Vertical Manager with Split Cover

Mounts to the side of a standard EIA rack. The fingers are spaced to line up with rack units, promoting efficient routing of patch cords to patch panels and equipment from the vertical manager. Dual snap on hinged covers allow easy access during moves, add, and changes. Available in single-sided and double-sided versions.

PART NO.	SIDED TYPE	HEIGHT	WIDTH	DEPTH
SVMS704	Single	7 ft	3.75 in	6.58 in
SVMS706			6 in	
SVMS804		8 ft	3.75 in	
SVMS806			6 in	



SVMS706

Double-Sided Vertical Manager with Split Cover

PART NO.	SIDED TYPE	HEIGHT	WIDTH	DEPTH
DVMS704	Double	7 ft	3.75 in	13.17 in
DVMS706			6 in	
DVMS710			10 in	
DVMS804		8 ft	3.75 in	
DVMS806			6 in	
DVMS810			10 in	



DVMS706

Vertical Organizer & EIA Mount Rings

Patented vertical organizers save time and money during moves, adds, and changes to patch panels. Rings in the front organize patch cords with ease. A rear, U-shaped channel is formed either between equipment racks or at the end of a lineup to provide a pathway for delivering horizontal cables to patch panels. The 6 in W is used between fully loaded racks; the 3 in width is used with a single rack, at the end of a lineup or between partially loaded racks. Black. Vertical control brackets attach to equipment racks to provide secure backside cable containment; Legrand recommends using four brackets on an 84 in rack.

PART NO.	DESCRIPTION	HEIGHT	WIDTH	DEPTH	COLOR	FUNCTION
VO-84-T3E	Vertical Organizer	80 in	3 in	5.31 in	Black	Delivers horizontal cables to patch panels with rings in the front organize patch cords between equipment racks or at the end of a lineup
VO-84-T6E			6 in			
CR-93S-1B	Cable Ring	3.5 in	0.91 in	2.5 in		Provides versatile cable management to channel cables from the floor or ceiling to patch panels
CR-93S-2B			2.19 in			
CR-93S-4B			2.19 in	4.75 in		



VO-84-T6E

PHYSICAL SUPPORT SOLUTIONS

Horizontal Cable Management Panels

Standard EIA Horizontal Managers

Horizontal cable managers are available in 1RU, 2RU, 3RU, and 4RU sizes. Fingers begin 3/4 in from the face of rack to provide bend limitation for cables, protecting cables, equipment and network performance. Included hinged cover mounts with six heavy duty clips allow them to be opened one handed without becoming "unhinged". Manufactured from UL94V-0 rated plastic.



SHMC4RU



DHMC2RU

PART NO.	SIDED TYPE	MANAGEMENT TYPE	HEIGHT (RU)	W MAXIMUM FILL CAPACITY (.250 DIA. CABLES)
SHMC1RU	Single	Multiple Fingers	1	26
SHMC2RU			2	91
SHMC3RU			3	155
SHMC4RU			4	219
DHMC1RU	Double		1	26 Front – 23 Rear
DHMC2RU			2	91 Front – 75 Rear
DHMC3RU			3	155 Front – 128 Rear
DHMC4RU			4	219 Front – 181 Rear

PART NO.	DESCRIPTION
PHMC1RU	Plugs for 1 RU Horizontal Cable Manger, White - Pack of 4
PHMC2RU	Plugs for 2 RU Horizontal Cable Manger, White - Pack of 4

NOTE: Standard finish is Black, add W to the end of the Part Number for a White finish



MM6HM62RU

Mighty Mo Horizontal Cable Management Panels

The Mighty Mo horizontal cable management provide organized management for cables within the rack. Each panel features a double hinged cover that opens for cable access during moves, adds, and changes.



MM6HMF2RU

PART NO.	SIDED TYPE	MANAGEMENT TYPE	HEIGHT (RU)	W MAXIMUM FILL CAPACITY (.250 DIA. CABLES)
MM6HM62RU	Single	Multiple Fingers	2	99
MM6HM82RU			2	99
MM6HMF1RU			1	49
MM6HMF2RU			2	97
MM6HMF4RU			4	238

PHYSICAL SUPPORT SOLUTIONS

Horizontal Cable Management Panels

Standard Cable Management Panels

These horizontal cable managers provide organized routing and management for cables within the rack. Panels are available in a variety of configurations to accommodate different densities, rack unit sizes and ring layouts.

PART NO.	HEIGHT (RU)	DEPTH (IN)	SIDED TYPE	MANAGEMENT TYPE	# OF RINGS
60400131	1	3.5	Single	Horizontal Rings	5
60400057	2	3.5			5
808045768	1	3			5
808045590	1	6			5
808004759	1	2.7			5
808004867	3	2.4			5
808004818	2	2.0			5
808044855	2	4	Single	Vertical Rings	4
60400132	1	2.5	Single	3 Horizontal, 2 Vertical	
FCM-19-1XL	1	3.5	Single	Horizontal Rings	4
FCM-19-2XL	2	3.5			4



60400131



60400057



808045590



808004759



808044855



60400132



FCM-19-2XL

PHYSICAL SUPPORT SOLUTIONS

Horizontal Cable Management Panels

Feed-Through Cable Management Panels

These horizontal cable managers with feed-through openings provide organized routing and management for cables within the rack. Legrand® feed-through cable management panels provide organized management of patch cables horizontally, vertically, and from front to back on 19 inch EIA distribution racks. Panels are available in a variety of configurations to accommodate different densities, rack unit sizes and ring layouts.

PART NO.	HEIGHT (RU)	DEPTH (IN)	SIDED TYPE	MANAGEMENT TYPE	# OF RINGS
60400129	1	3.5	Single	Horizontal Ring	5
60400426	2	4			5
808044915	2	4	Single	Horizontal Ring Routing Clips	4 Horizontal 24 Vertical
808044916	1	2.7	Single	Horizontal Ring	5
808045091	2	6	Single	Horizontal Ring Vertical Ring Routing Clips	4 Horizontal 4 Vertical 24 Routing Clips


60400129


808044915


808044916


808045091

Finger Duct Cable Management Panels

Legrand closed cover finger duct cable management panels provide organized movement for horizontal and vertical routing of patch cables on 19 in EIA distribution racks. Black.

PART NO.	HEIGHT (RU)	DEPTH (IN)	SIDED TYPE	MANAGEMENT TYPE	# OF RINGS
808000010	1	1.5	Single	Closed Cover Finger Duct	-
808044549	2	3		Closed Cover Finger Duct	-
808045030	2	3 Front 4 Rear	Double	Closed Cover Finger Duct	-


808044549


808045030

PHYSICAL SUPPORT SOLUTIONS

Horizontal Cable Management Panels

Feed-Through Brush Panels

These horizontal feed-through brush panels enable ingress and egress of cables while minimizing airflow and protecting cables and equipment form foreign particulates.

PART NO.	DESCRIPTION
FTBP-1RU	Feed-Through Brush Panel 1RU 1.75 in H X 19 in W
FTBP-2RU	Feed-Through Brush Panel 1RU 3.5 in H X 19 in W



FTBP-1RU

Cable Management Support

Cable management support bars ensure excess tension is not placed on jacks or terminations and help with routing cables within a rack or cabinet.

PART NO.	DESCRIPTION
60400046	Cable Management Support Bar, U – Type, 1.5 in Deep, 19 in Wide – Black

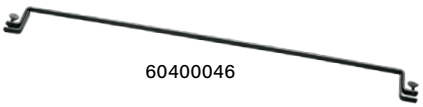

60400046

PART NO.	DESCRIPTION
CMBFR0RU	Cable Management Support Bar – Zero RU, 3.9 in Deep, 19 in Wide – Black



CMBFR0RU

PART NO.	DESCRIPTION
60400199	Bend Limiting Strain Relief Bar – 1 in High, 2.5 in Deep, 19 in Wide



60400199

PHYSICAL SUPPORT SOLUTIONS

Filler Panels

Tool-Less Filler Panels

Tool-less snap-in filler panels are used to fill open rack units in racks and cabinets where separation of cold air and hot air is required. They are designed to work with active equipment and flat or angled patch panels. The tool less snap-in filler panels unique patented design allows them to snap into 19 in EIA/ECA-310-E compliant tapped or square hole mounting rails. Because no field modification is required to fit a tapped hole, the panel can be remounted in a square hole in the future eliminating the need to stock two different types of panels. Available in black and white.

PART NO.	DESCRIPTION
BFPT-1RU-10	Tool-Less Snap-In Filler Panels - 1 RU, 19 in Wide – 10 pcs
BFPT-2RU-10	Tool-Less Snap-In Filler Panels - 2 RU, 19 in Wide – 10 pcs

NOTE: Standard finish is Black, add -W to the end of the Part Number for a White finish.
Patent number: 8,955,693



BFPT-2RU-10

Blank Filler Panels

Legrand blank filler panels fill in open spaces on all standard 19 in EIA racks and cabinets. They are made of aluminum with a durable powder coated finish.

Flat Blank Filler Panels

PART NO.	DESCRIPTION
401004788	Blank Filler Panel – 1 RU, 19 in Wide
401004789	Blank Filler Panel – 2 RU, 19 in Wide
401004790	Blank Filler Panel – 3 RU, 19 in Wide
401004791	Blank Filler Panel – 4 RU, 19 in Wide



401004789

Angled Blank Filler Panels

PART NO.	DESCRIPTION
BFPA-1RU*	Blank Filler Panel, Angled- 1 RU, 19 in Wide
BFPA-2RU	Blank Filler Panel, Angled - 2 RU, 19 in Wide

NOTE: Standard finish is Black, add -W to the end of the Part Number for a White finish.



BFPA-2RU

PHYSICAL SUPPORT SOLUTIONS

Equipment Shelves

Equipment Shelves

Equipment shelves are an ideal solution for mounting any non-rack mount equipment within a rack or cabinet. Universally mountable in any standard 19in server rack or cabinet, these shelves come in a variety of configurations including: fixed, sliding, vented, adjustable, including different mounting options.

Standard Equipment Shelves

PART NO.	DESCRIPTION
60400404	Equipment Shelf - 5.25 in H x 17.25 in W x 10.13 in D - Black
60400006	Equipment Shelf - 5.25 in H x 17.25 in W x 12.13 in D - Black
60400405	Equipment Shelf - 5.25 in H x 17.25 in W x 15.13 in D - Black



60400404

PART NO.	DESCRIPTION
60400655	Double equipment shelf for 6.5 in channel racks - 19 in x 5.25 in x 24 in - Black



60400655

Vented Equipment Shelves

PART NO.	DESCRIPTION
604045075	Cantilevered Vented Equipment Shelves – 17.5 in W x 1.45 in H x 20 in D – Black
604045081	Cantilevered Vented Equipment Shelves – 17.5 in W x 1.45 in H x 24 in D – Black



604045075

PART NO.	DESCRIPTION
604044486	Vented Equipment Shelf – Fixed – 17.5 in W x 4 in H x 18 in D – Black
604045401	Standard Vented Equipment Shelf – 17.5 in W x 4 in H x 16 in D – Black



604045401

PART NO.	DESCRIPTION
604044938	Vented Equipment Shelf – slide-out – 17.5 in W x 4 in H x 18 in D – Black



604044938

PART NO.	DESCRIPTION
ESV-19-FMB	Front Mount Vented Equipment Shelf – 19 in W, 14 in D – Black



ESV-19-FMB

PHYSICAL SUPPORT SOLUTIONS

Equipment Shelves

4-Point Vented Equipment Shelves

PART NO.	DESCRIPTION
604045388	Vented Equipment Shelf for Mighty Mo Racks - 17.5 W x 5.75 in H x 20 in D - black


604045388

PART NO.	DESCRIPTION
604045681	Four point equipment shelf for Mighty Mo racks and cabinets – 19 in x 1.75 in x 20 in - black



604045681

PART NO.	DESCRIPTION
60400538	Adjustable Four Point Server Rack Equipment Shelf – 19 in x 1.75 in x 30.25 in - Black


60400538

PART NO.	DESCRIPTION
ESV-19-FDR2126	Adjustable Equipment Shelf – Vented - 3.34 in H x 17.50 in W x 21 in – 26 in D
ESV-19-FDR2732	Adjustable Equipment Shelf – Vented – 3.34 in H x 17.50 in W x 27 in – 32 in D


ESV-19-FST1520

PART NO.	DESCRIPTION
ESV-19-FST2126	Adjustable Pull-Out Equipment Shelf – Vented – 3.47 in H x 17.50 in W x 26.17 in D
ESV-19-FST2732	Adjustable Pull-Out Equipment Shelf – Vented – 3.47 in H x 17.50 in W x 32.17 in D

PHYSICAL SUPPORT SOLUTIONS

Equipment Shelves

Wall Mount Shelf

This Wall Mount Shelf is an ideal solution for wall mounting any non-rackmount equipment in a variety of small IT applications. This shelf is designed to evenly distributed weight with its steel construction. Six keyhole openings on the rear of the shelf for mounting are spaced 16 in on center for standard wall studs.

PART NO.	DESCRIPTION
604044927	Wall Mount Shelf - 20 x 4.875 in x 18 in - Black



604044927

Equipment Support Bracket

Rear Mounted bracket provides additional support for weight distribution and protection from sagging equipment.

PART NO.	DESCRIPTION
60400383	Equipment Support Bracket, Rear Mount – 1 RU x 1.72 in x 19 in – Black



60400383

PHYSICAL SUPPORT SOLUTIONS

Wall & Pathway Mount Solutions

Swing-Out Wall Mount Cabinets

The Swing-Out Wall-Mount (SWM) and Swing-Out Wall-Mount Reinforced SWMR Series wall-mount cabinets provide a convenient and easy-to use solution for edge, IoT, PoE and small network applications. The small form factor cabinets are 28 in deep for medium to large network equipment. The cabinets are made of rugged welded steel and feature locking doors for PCI compliance in retail applications. The hinged, swing-out middle section provides easy access to the rear of mounted equipment. The SWMR series feature heavy duty latch and hinges to accommodate heavier weight loads. The SWM and SWMR series cabinets are perfect for secure networks, small data closets, retail, educational, edge computing, and all areas where floor space is at a premium.

SWM26RUSD-26-26



SWM18RUPD-26-26



SWM12RUPL-26-26

Swing-Out Wall Mount Cabinets

PART NO.	HEIGHT	RAIL TYPE	DOOR TYPE	LOAD RATING	DESCRIPTION
SWM12RUPD-26-26	25 in	12 RU	Perforated	125 lbs	Swing-Out Cabinet, 12 RU, Perforated Door
SWM12RUPL-26-26	25 in	12 RU	Plexiglass	125 lbs	Swing-Out Cabinet, 12 RU, Plexiglass Door
SWM12RUSD-26-26	25 in	12 RU	Solid	125 lbs	Swing-Out Cabinet, 12 RU, Solid Door
SWM18RUPD-26-26	35.5 in	18 RU	Perforated	150 lbs	Swing-Out Cabinet, 18 RU, Perforated Door
SWM18RUPL-26-26	35.5 in	18 RU	Plexiglass	150 lbs	Swing-Out Cabinet, 18 RU, Plexiglass Door
SWM18RUSD-26-26	35.5 in	18 RU	Solid	150 lbs	Swing-Out Cabinet, 18 RU, Solid Door
SWM26RUPD-26-26	49.5 in	26 RU	Perforated	200 lbs	Swing-Out Cabinet, 26 RU, Perforated Door
SWM26RUPL-26-26	49.5 in	26 RU	Plexiglass	200 lbs	Swing-Out Cabinet, 26 RU, Plexiglass Door
SWM26RUSD-26-26	49.5 in	26 RU	Solid	200 lbs	Swing-Out Cabinet, 26 RU, Solid Door

Reinforced Swing Out Wall Mount Cabinets

PART NO.	HEIGHT	RAIL TYPE	DOOR TYPE	LOAD RATING	DESCRIPTION
SWMR12RUPD-26-26	25 in	12 RU	Perforated	225 lbs	Swing-Out Cabinet, Reinforced, 12 RU, Perforated Door
SWMR12RUPL-26-26	25 in	12 RU	Plexiglass	225 lbs	Swing-Out Cabinet, Reinforced, 12 RU, Plexiglass Door
SWMR12RUSD-26-26	25 in	12 RU	Solid	225 lbs	Swing-Out Cabinet, Reinforced, 12 RU, Solid Door
SWMR18RUPD-26-26	35.5 in	18 RU	Perforated	325 lbs	Swing-Out Cabinet, Reinforced, 18 RU, Perforated Door
SWMR18RUPL-26-26	35.5 in	18 RU	Plexiglass	325 lbs	Swing-Out Cabinet, Reinforced, 18 RU, Plexiglass Door
SWMR18RUSD-26-26	35.5 in	18 RU	Solid	325 lbs	Swing-Out Cabinet, Reinforced, 18 RU, Solid Door
SWMR26RUPD-26-26	49.5 in	26 RU	Perforated	350 lbs	Swing-Out Cabinet, Reinforced, 26 RU, Perforated Door
SWMR26RUPL-26-26	49.5 in	26 RU	Plexiglass	350 lbs	Swing-Out Cabinet, Reinforced, 26 RU, Plexiglass Door
SWMR26RUSD-26-26	49.5 in	26 RU	Solid	350 lbs	Swing-Out Cabinet, Reinforced, 26 RU, Solid Door

PHYSICAL SUPPORT SOLUTIONS

Wall & Pathway Mount Solutions

EIA Mounting Rail Kits

PART NO.	DESCRIPTION
SWMRK12RU	Vertical rail kit, 12RU, 12-24 Threaded Holes
SWMRK18RU	Vertical rail kit, 18RU, 12-24 Threaded Holes
SWMRK26RU	Vertical rail kit, 26RU, 12-24 Threaded Holes



SWMRK12RU

Accessories

PART NO.	DESCRIPTION
SWMPDU12RU	PDU Mounting Kit, 12RU, Swing Out
SWMPDU18RU	PDU Mounting Kit, 18RU, Swing Out
SWMPDU26RU	PDU Mounting Kit, 26RU, Swing Out



SWMPDU12RU

PART NO.	DESCRIPTION
SWMVFK12RU	Cable Management Kit, 12RU, Swing Out - Qty 2 Rails
SWMVFK18RU	Cable Management Kit, 18RU, Swing Out - Qty 2 Rails
SWMVFK26RU	Cable Management Kit, 26RU, Swing Out - Qty 2 Rails



SWMVFK12RU

PART NO.	DESCRIPTION
SWMHMBM12	Horizontal Mounting Bracket Kit, 2 RU
SWMFSK	Fiber Spool Mounting Kit
SWMCASKT	Caster Mounting Kit, Swing-Out Wall Cabinet
SWMRRCVR	Rear Cover Panel Kit, Swing-Out Wall Cabinet



SWMFSK



SWMHMBM12



SWMCASKT

PHYSICAL SUPPORT SOLUTIONS

Vertical Wall Mount Cabinets

The Vertical Wall-Mount (VWM) Series wall-mount cabinets offer the most versatile solution for edge computing in a small form factor. The low-profile design positions large, rack mount equipment vertically, while allowing access for upgrades, refreshes and adds/drops. The extensive offering of accessories allows a single cabinet to support not only 4RU or 8RU of fixed rack mount equipment, but also additional space for network connectivity mounting both vertically and horizontally. The VWM series is available in two distinct versions—full door and split door—for dual user access, and both feature locking doors for PCI compliance. The VWM series cabinet is capable of housing a complete network, including up to 8RU of traditional rack mount equipment, power, thermal management and connectivity. Deploy the cabinet for a low-profile, edge solution that can support any application.



VWMFD-8RU-36-B

Vertical Wall Mount Cabinets

PART NO.	HEIGHT	DEPTH	RAIL TYPE	DOOR TYPE	OPTIONAL RAIL ACCESSORY MOUNTING
VWMFD-4RU-36-B	36 in	12 in	4 RU, Fixed	Full	2RU/4RU Pivoting, 4RU Fixed
VWMFD-8RU-36-B	36 in	18 in	8 RU, Fixed	Full	2RU/4RU Pivoting, 4RU/8RU Fixed
VWMSD-4RU-36-B	36 in	12 in	4 RU, Fixed	Split	2RU/4RU Pivoting, 4RU Fixed
VWMSD-4RU-42-B	42 in	12 in	4 RU, Fixed	Split	2RU/4RU Pivoting, 4RU Fixed
VWMSD-8RU-36-B	36 in	18 in	8 RU, Fixed	Split	2RU/4RU Pivoting, 4RU/8RU Fixed
VWMSD-8RU-42-B	42 in	18 in	8 RU, Fixed	Split	2RU/4RU Pivoting, 4RU/8RU Fixed

EIA Mounting Rail Kits

PART NO.	DESCRIPTION
VWM-PIV-2RU	Pivoting Rail Mounting Kit, 2RU
VWM-PIV-4RU	Pivoting Rail Mounting Kit, 4RU
VWM-RR-4RU	Fixed Rail Mounting Kit, 4RU
VWM-RR-8RU	Fixed Rail Mounting Kit, 8RU



VWM-RR-4RU



VWM-PIV-2RU

PHYSICAL SUPPORT SOLUTIONS

Vertical Wall Mount Cabinets

Accessories

PART NO.	DESCRIPTION
VWM-ZRU-B	Zero RU Patch Panel Mounting Kit



VWM-ZRU-B

PART NO.	DESCRIPTION
VWMFK-115	VWM Fan Kit With 115 VAC Fans (Includes 2 Fans and Mounting Hardware)
VWMFKS-115	VWM Fan Kit With 115 VAC Fan (Includes Fan and Mounting Hardware)
VWMFK-12VDC	VWM Fan Kit With 115 VDC Fans (Includes 2 Fans and Mounting Hardware)
VWMFK-220	VWM Fan Kit With 220 VAC Fans (Includes 2 Fans and Mounting Hardware)
FFK4D-M	Fan Filter Kit, 4 inch, Dual, Black (kit includes frames and filters for 2 fans)
FFK4S-M	Fan Filter Kit, 4 inch, Single, Black (kit includes frame and filter for 1 fan)



VWMFK-115

PART NO.	DESCRIPTION
VWMBGK	VWM Top Brush Grommet Kit
VWMBPLL	VWM Back Pan Lever Lock™ Assembly Kit
VWMFDLL-36F-42S	VWM Front Door Lever Lock Kit, 36 in Full Door & 42 in Split Door
VWMFDLL-36S	VWM Front Door Lever Lock Kit, 36 in Split Door



VWMFDLL-36S

VWMBPLL

PART NO.	DESCRIPTION
VWMGR-30	Circular Knockout Grommet Kit



VWMGR-30

PART NO.	DESCRIPTION
FCGK4-M	Fan Cut-Out Grommet Kit, 4 inch, Magnesium (Split grommet kit covers one 4-inch fan opening)



FCGK4-M

PHYSICAL SUPPORT SOLUTIONS

Compact Edge Cabinets

Compact Edge Cabinets

The Compact Edge Cabinet (CEC) series wall-mount cabinet offer a unique versatile solution for edge computing, purpose built for equipment and application advancements all in a small form factor. The low-profile design positions rack mount equipment vertically, while allowing access for upgrades, refreshes and adds/drops. When opened the back-pan equipment and connectivity remain in place while the enclosure swings out maximizing accessibility and management. The CEC series cabinet is capable of housing a complete network, including up to 4RU of traditional rack mount equipment, power, thermal management and connectivity. Deploy the cabinet for a low-profile, edge solution that can support any application.



CECWM4RUPL-M



CECWM4RUPD-W

Features:

- Wide Open Access: When opened the back-pan, equipment, and connectivity remain in place – While the enclosure swings out allowing unfettered accessibility and management.
- PCI Compliance: User access is controlled by an integrated swing handle with lock.
- Vertical Rack Mount: Enables low-profile mounting allowing for easy installation, access, and maintenance.
- Maximizing Space: Two pairs of 4 RU rails are supplied to mount a variety of network equipment, auxiliary equipment, power and panel. One Pivoting Panel Mounting Bracket Kit has been supplied to free up vertical space and improve access to the rear of installed patch panels. (Additional kits sold separately - CECPPM1RU)



CECWM4RUSD-B

PART NO.	HEIGHT	RAIL TYPE	DOOR TYPE	LOAD RATING	DESCRIPTION
CECWM4RUPD-X	26.4 in	4 RU	Perforated	135 lbs**	Compact Edge Cabinet, 4 RU, Perforated Door
CECWM4RUPL-X			Plexiglass		Compact Edge Cabinet, 4 RU, Plexiglass Door
CECWM4RUSD-X			Solid		Compact Edge Cabinet, 4 RU, Solid Door

NOTE: Replace X with M (Magnesium), B (Black), W (White)
Load Rating is 135lbs total (125 per pair mounting rails and 10lbs on the door)

PART NO.	HEIGHT
CECPPM1RU-M	Pivoting Panel Mount Bracket Kit



CECPPM1RU-M

PHYSICAL SUPPORT SOLUTIONS

Legrand Wall Mount Racks

Legrand Wall Mount Racks and hinged wall mount brackets are designed for applications where space is critical. Their wall mount design increases closet wiring capacity while allowing rear access to patch panels and equipment.

Swing-EZ Wall Mount Racks

The patented Swing-EZ wall rack arrives ready to square and keyholes mount in minutes. Reinforcement plates stabilize the frame to allow maximum load bearing capacity. Hub and LAN applications are easily accommodated without door deflection. Latch pins or bolts secure the door to the frame and remove to swing open smoothly from the left or right.

PART NO.	DIMENSIONS	RU	LOAD RATING
19-21-T8DB	21 in H x 19.75 in x 8 in D	11	75 lbs
19-35-T8DB	35 in H x 19.75 in x 8 in D	19	
19-21-T12DB	21 in H x 19.75 in x 12 in D	11	
19-35-T12DB	35 in H x 19.75 in x 12 in D	19	
19-48-T12DB	48 in H x 19.75 in x 12 in D	26	
19-21-T18DB	21 in H x 19.75 in x 18 in D	11	
19-35-T18DB	35 in H x 19.75 in x 18 in D	19	
19-48-T18DB	48 in H x 19.75 in x 18 in D	26	
19-21-T25DB	21 in H x 19.75 in x 25 in D	11	
19-35-T25DB	35 in H x 19.75 in x 25 in D	19	
19-48-T25DB	48 in H x 19.75 in x 25 in D	26	



19-21-T8DB

PHYSICAL SUPPORT SOLUTIONS

Legrand Wall Mount Racks

Swing Wall Mount Racks

Legrand swing wall mount racks offer the flexibility of an 18 in deep wall mounted unit for mounting telecommunications and data equipment. They are available in three heights, with front swing gates and 19 in #12-24 threaded EIA pattern. Black.

PART NO.	DIMENSIONS	RU	LOAD RATING
604045400	26 in H x 20.25 in x 18 in D	12	75 lbs
604045450	38 in H x 20.25 in x 18 in D	18	100 lbs
604045451	50 in H x 20.25 in x 18 in D	25	125 lbs

NOTE: Fully assembled, supplied with 10 self-adhesive saddles and (12) 6 in hook and loop straps.



604045400

Fixed Wall Mount Racks

Legrand fixed wall mount racks offer the flexibility of either a 12 in or 18 in deep wall mounted unit for mounting 19 in telecommunications and data equipment. They are available in three heights with #12-24 threaded EIA rails – Black.

PART NO.	DIMENSIONS	RU	LOAD RATING
WMRF-8-12	17.75 in H x 19.78 in x 12 in D	8	200 lbs
WMRF-15-12	30 in H x 19.78 in x 12 in D	15	200 lbs
WMRF-30-12	56.25 in H x 19.78 in x 12 in D	30	175 lbs
WMRF-8-18	17.75 in H x 19.78 in x 18 in D	8	150 lbs
WMRF-15-18	30 in H x 19.78 in x 18 in D	15	150 lbs
WMRF-30-18	56.25 in H x 19.78 in x 18 in D	30	125 lbs



WMRF-15-12

PHYSICAL SUPPORT SOLUTIONS

Hinged & Vertical Wall Mount Brackets

Hinged Wall Mount Brackets

Legrand® hinged wall mount brackets meet smaller system requirements and allow easy access to the rear of the panels. Holes in back allow for rear cable feed through. These brackets are available in four heights, with 19 in #12-24 threaded EIA pattern Fully assembled – Black.

PART NO.	DIMENSIONS	RU
604004396	3.5 in H x 19 in W x 6 in D	2
604004301	5.25 in H x 19 in W x 6 in D	3
604004068	7 in H x 19 in W x 6 in D	4
604004645	10.5 in H x 19 in W x 6 in D	6



604004396



604004645

Vertical Wall Mount Brackets

Legrand vertical wall mount brackets provide the ability to mount up to 4 rack units of equipment vertically on a wall. The innovative design also allows the brackets to be mounted to a 19 in rack, under a work surface or even under Cablofil tray with optional hardware. The 3/8 in square holes and installed #12-24 RU nuts allow patch panels, switches or even servers to be mounted to the brackets – Black.

PART NO.	DIMENSIONS	RU	LOAD RATING
WMBV2U	6 in H x 20.25 in x 4.58 in D	2	200 lbs
WMBV3U	6 in H x 20.25 in x 6.35 in D	3	
WMBV4U	6 in H x 20.25 in x 8.10 in D	4	

NOTE: Supplied with (4) #12-24 screws per rack unit and (10) 6 in hook and loop fasteners.



WMBV4U

PHYSICAL SUPPORT SOLUTIONS

Overhead Cable Pathway Racks

The Mighty Mo Overhead cable Pathway Rack simplifies above rack cable management by adding RU space for patch panels without taking up any additional floor space. The racks can be easily installed in several orientations using threaded rods suspended from the ceiling or by being attached to existing overhead cable pathway systems from Legrand, including Cablofil® wire mesh tray and tubular runway.

The Mighty Mo overhead cable pathway rack features up to eight rack units and a snap-fit 3-piece plastic waterfall which allows for exceptional cable egress down to adjacent racks or cabinets. Manufactured from a welded steel frame, the rugged overhead rack is ready to install right out of the box, perfect for new builds or retrofits in data centers and telecom rooms.

Mighty Mo Overhead Cable Pathway Racks

The Mighty Mo® cable pathway rack series is available in RU increments from 2RU through 8RU, and in both black and white.

PART NO.	DESCRIPTION	RU
MMOHR-2RU-X	Mighty Mo Overhead Cable Pathway Rack, 2RU	2
MMOHR-3RU-X	Mighty Mo Overhead Cable Pathway Rack, 3RU	3
MMOHR-4RU-X	Mighty Mo Overhead Cable Pathway Rack, 4RU	4
MMOHR-5RU-X	Mighty Mo Overhead Cable Pathway Rack, 5RU	5
MMOHR-6RU-X	Mighty Mo Overhead Cable Pathway Rack, 6RU	6
MMOHR-7RU-X	Mighty Mo Overhead Cable Pathway Rack, 7RU	7
MMOHR-8RU-X	Mighty Mo Overhead Cable Pathway Rack, 8RU	8

NOTE: For color, replace X with B (Black), W (White).



MMOHR-2RU-W
CABLOFIL MOUNTED



MMOHR-6RU-B
TUBULAR RUNWAY MOUNTED



MMOHR-6RU-W
THREADED ROD MOUNTED

PHYSICAL SUPPORT SOLUTIONS

Overhead Cable Pathway Racks

Q-Series Overhead Cable Pathway Racks

The Q-Series cable pathway rack series is available in RU increments from 2RU through 8RU, and in both black and white.



QSOHR-6RU-W
CABLOFIL MOUNTED



QSOHR-5RU-B
TUBULAR RUNWAY
MOUNTED



QSOHR-6RU-W
THREADED ROD MOUNTED

PART NO.	DESCRIPTION	RU
QSOHR-2RU-X	Q-Series Overhead Cable Pathway Rack, 2RU	2
QSOHR-3RU-X	Q-Series Overhead Cable Pathway Rack, 3RU	3
QSOHR-4RU-X	Q-Series Overhead Cable Pathway Rack, 4RU	4
QSOHR-5RU-X	Q-Series Overhead Cable Pathway Rack, 5RU	5
QSOHR-6RU-X	Q-Series Overhead Cable Pathway Rack, 6RU	6
QSOHR-7RU-X	Q-Series Overhead Cable Pathway Rack, 7RU	7
QSOHR-8RU-X	Q-Series Overhead Cable Pathway Rack, 8RU	8

NOTE: For color, replace X with B (Black), W (White).

Q-Series Overhead Cable Pathway Racks Accessories

PART NO.	DESCRIPTION
QSOHR-RMK-X	Runway Mounting Bracket Kit

NOTE: For color, replace X with B (Black), W (White).



QSOHR-RMK-B

PART NO.	DESCRIPTION
QSOHR-CRB-X	Cable Management Ring, Kit of (4) 3 in Rings

NOTE: For color, replace X with B (Black), W (White).



QSOHR-RMK-B

PART NO.	DESCRIPTION
PS-1224CN	Cage Nuts 12-24 Thread, Pack of 50



PS-1224CN

Notes

PHYSICAL SUPPORT HARDWARE & ACCESSORIES

Hardware & Accessories

Panel Mounting Screws & Cage Nuts

Legrand® mounting screws replace lost or damaged screws for patch panels and cable management panels. These combination head screws with #12-24 threads have a pilot point for easy starting. Black.

PART NO.	DESCRIPTION
60400005	Panel Mounting Screw – Black, Set Of 4



60400005

PART NO.	DESCRIPTION
60400533	Panel Mounting Screw, 12-24 x 5/8 - Black, Pack of 50



60400533

PART NO.	DESCRIPTION
PS-1224CN	12-24 Cage Nut Kit, Pack of 50



PS-1224CN

PART NO.	DESCRIPTION
PS-M6X1CN	M6 Cage Nut Kit, Pack of 50



PS-M6X1CN

PART NO.	DESCRIPTION
RU-1224CN	Rack Unit Cage Nuts, #12-24, Pack of 50



RU-1224CN

PART NO.	DESCRIPTION
MM201224CN	12-24 Cage Nut Kit for .125 thick material, Pack of 50



MM201224CN

PHYSICAL SUPPORT HARDWARE & ACCESSORIES

Hardware & Accessories

Bracing Kit & Adapter Brackets

Earthquake bracing kits secure installations against excessive damage from earthquakes, or simply add another measure of stability in areas not zoned. The kit is easy to install: Drill a 5/8 in clearance hole in the top angle of your rack; attach brackets to both ends of a 5/8 in-11 in threaded rod (ordered separately); then brace the assembly to a beam, column or load-bearing wall.

PART NO.	DESCRIPTION
Z4-RR-WC	Earthquake Bracing Kit



Z4-RR-WC

PART NO.	DESCRIPTION	RU
604045108	Rack Adapter Kit, 19 in to 23 in	1
604045109		2
604045110		3
604045111		4
604045112		5



604045109

Cable Management Straps

Cable management straps provide an organized solution for the management of patch and horizontal distribution cables. The 3/4 in W straps have a hook and loop type closure to secure and administer cables without damaging the construction of the copper or fiber cable.

PART NO.	DESCRIPTION
70700107-00	12"L x .75"W D-Ring Hook-Loop Strap, grip range: 1.5" to 2.5", diam., Black, 12 Pack
70700188-00	12"L x .75"W Hook-Loop Strap, grip range: 1.25" to 3.25", diameter, Black, 10 Pack
70700189-00	6"L x .75"W Hook-Loop Strap, grip range: .625" to 1.625", diameter, Black, 10 Pack



70700107-00



70700189-00

PHYSICAL SUPPORT HARDWARE & ACCESSORIES

Bonding Bars & Kits

Primary Bonding Busbars & Kits

Manufactured of 1/4 in thick electrolytic tough pitch 110 alloy copper bar. Includes 1-1/2 in insulators and 1 in offset stainless steel mounting brackets. Includes one 1/2 oz. tube of antioxidant joint compound. Meets BICSI and ANSI/TIA-607 standards.

Kits include: (1) Copper bonding bar with brackets and insulators, (6) #6 compression lugs, (3) #2 compression lugs, (1) 2/0 compression lug, (1) 4/0 compression lug, (12) 1/4 in–20 x 3/4 in SS hex head cap screw, (12) 1/4 in–20 SS lock washer, (12) 1/4 in–20 SS hex nut, (6) 3/8 in–16 x 1 in SS hex head cap screw, (6) 3/8 in–16 SS lock washer, (6) 3/8 in–16 SS hex nut.

PART NO.	DESCRIPTION
GB4X12TMGB	Telecommunications Main Ground Bar, 12 in W x 4 in H, 12-5/16 in hole sets, 6-7/16 in hole sets
GB4X20TMGB	Telecommunications Main Ground Bar, 20 in W x 4 in H, 24-5/16 in Hole Sets, 6-7/16 in Hole Sets


GB4X12TMGB

PART NO.	DESCRIPTION
GB4X12TMGBKIT	Telecommunications Main Ground Bar Kit, 12in W x 4 in H, 12-5/16 in hole sets, 6-7/16 in hole sets
GB4X20TMGBKIT	Telecommunications Main Ground Bar Kit, 20 in W x 4 in H, 24-5/16 in hole sets, 6-7/16 in hole sets


GB4X12TMGBKIT

Secondary Bonding Busbars & Kits

Manufactured of 1/4 in thick electrolytic tough pitch 110 alloy copper bar. Includes 1-1/2 in insulators and 1 in offset stainless steel mounting brackets. Includes one 1/2 oz. tube of antioxidant joint compound. Meets BICSI and ANSI/TIA-607 standards. Kits include: (1) Copper bonding bar with brackets and insulators, (6) #6 compression lugs, (3) #2 compression lugs, (1) 2/0 compression lug, (1) 4/0 compression lug, (12) 1/4 in–20 x 3/4 in SS hex head cap screw, (12) 1/4 in–20 SS lock washer, (12) 1/4 in–20 SS hex nut, (6) 3/8 in–16 x 1 in SS hex head cap screw, (6) 3/8 in–16 SS lock washer, (6) 3/8 in–16 SS hex nut.

PART NO.	DESCRIPTION
GB2X10TGB	Telecommunications Main Ground Bar, 10 in W x 2 in H, 4-5/16 in hole sets, 3-7/16 in hole sets
GB2X12TGB	Telecommunications Main Ground Bar, 12 in W x 2 in H, 6-5/16 in hole sets, 3-7/16 in hole sets


GB2X10TGB

PART NO.	DESCRIPTION
GB2X12TGBKIT	Telecommunications Main Ground Bar Kit, 12 in W x 2 in H, 6-5/16 in hole sets, 3-7/16 in hole sets


GB2X12TGBKIT

PHYSICAL SUPPORT HARDWARE & ACCESSORIES

Bonding Bars & Kits

Standard Bonding Busbar

PART NO.	DESCRIPTION
GB4X12J	Standard Ground Bar, 12 in W x 4 in H, 27 holes
GB4X20J	Standard Ground Bar, 20 in W x 4 in H, 51 holes


GB4X12J

Wall Mounting Bracket Kit

PART NO.	DESCRIPTION
GBWMBKIT	Wall Mounting Bracket Kit, Set of (2) with insulators and hardware to mount to a ground bar


GBWMBKIT

Vertical Rack Bonding Busbars & Kits

Manufactured of 1/4 in thick electrolytic tough pitch 110 copper alloy bar. Accommodates one hole lugs or two hole lugs (5/8 in on center). 36 in bar has 2 PEM studs at one end and the 72 in bar has 2 PEM studs at both ends for bonding conductor connection. Kits include: (1) 1/4 in thick electrolytic tough pitch 110 copper alloy bar, (8) 1/4 in x 1/2 in stainless steel hex head cap screw, (3) White delrin insulators, (4) 5/16 in stainless steel lock washer, (8) 1/4 in stainless steel lock washer, (3) #12-24 x 5/8 in hex washer head screw, (4) 5/16 in stainless steel hex nut, (1) Two-hole long barrel compression lug.



GBV36

PART NO.	DESCRIPTION
GBV36	Vertical Ground Bar, 36 in L x 5/8 in W
GBV72	Vertical Ground Bar, 72 in L x 5/8 in W



GBV36KIT

PART NO.	DESCRIPTION
GBV36KIT	Vertical Ground Bar Kit, 36 in L x 5/8 in W
GBV72KIT	Vertical Ground Bar Kit, 72 in L x 5/8 in W

Horizontal Rack Bonding Busbars & Kits

Kits include: (1) 1/4 in thick electrolytic tough pitch 110 copper alloy bar, (1) 3 in bar splice plate with 2 slotted holes, (2) White delrin insulators, (2) 12-24 x 5/8 in hex washer head screw, (2) #12-24 x 3/4 in copper flashed brass screw, (2) #12 copper flat washer, (8) #6-32 x 1/4 in copper flashed brass screw, (8) #6 ring terminal, (1) #6 long barrel compression lug, 3/4 in o.c. for 1/4 in hardware, (2) 1/4 in-20 x 3/4 in stainless steel cap screw, (2) 1/4 in stainless steel lock washer, (2) 1/4 in-20 stainless steel nut


GBH19KIT

PART NO.	DESCRIPTION
GBH19KIT	Horizontal Ground Bar Kit, 19 in W x 1 in H, EIA

PHYSICAL SUPPORT HARDWARE & ACCESSORIES

Compression Lugs & Taps

Two Hole Long Barrel Compression Lugs

Manufactured from electroplated tinned copper. Long barrels maximize number of crimps and are color coded. Inspection port assures full conductor insertion. 10pk.

PART NO.	CABLE SIZE	O.C. DIMENSION BETWEEN HOLES	SCREW SIZE	COLOR CODE
CL2LB6A	6	.625 in	1/4 in	Blue
CL2LB6B	6	.75 in	3/8 in	Blue
CL2LB6C	6	1 in	3/8 in	Blue
CL2LB2A	2	.625 in	1/4 in	Brown
CL2LB2C	2	1 in	3/8 in	Brown
CL2LB10C	1/0	1 in	3/8 in	Pink
CL2LB20C	2/0	1 in	3/8 in	Black
CL2LB30C	3/0	1 in	3/8 in	Orange
CL2LB40C	4/0	1 in	3/8 in	Purple

CL2LB6B



Bonding & Grounding

C-Type Compression Taps

Connects two copper conductors together with a hydraulic crimp tool. 10 pack.

PART NO.	CONDUCTOR RUN	CONDUCTOR TAP
CTHD4666	#4 Stranded #6 Solid	#6 Stranded #6 Solid
CTHD4446	#4 Stranded #6 Solid	#4 Stranded #4 Solid
CTHD2248	#2 Stranded #2 Solid	#4 Stranded #8 Solid
CTHD2222	#2 Stranded #2 Solid	#2 Stranded #2 Solid
CTHD220	2/10 Stranded 1/10 Solid	#2 Stranded #8 Solid



CTHD2248

Mechanical Compression Tools

PART NO.	DESCRIPTION
MCT810	Terminates copper compression connectors in wire sizes #8 through 1/0. Dies included.
MCT840	Dieless adjustable compression tool with steel handle. Works with copper conductor sizes #8 through 250MCM and aluminum conductors #8 through 4/0. For use with compression lugs and compression taps.

PHYSICAL SUPPORT HARDWARE & ACCESSORIES

Bonding Jumper & Lugs

Insulated Bonding Jumper Kit

PART NO.	DESCRIPTION
GJ8KIT	Bonding jumper assembly kit, #6 AWG x 7 strand green THW insulation, 8 inL



GJ8KIT

Copper Offset Terminal Lugs

PART NO.	DESCRIPTION
COTL1014	Wire range: max 10-strand, min 14-strand, bolt hole size: #8, ampere rating: 25. 10 Pack
COTL28	Wire range: max 2-strand, min 8-strand, bolt hole size: 1/4 in, ampere rating: 70. 10 Pack
COTL614	Wire range: max 6-strand, min 14-strand, bolt hole size: #8, ampere rating: 50. 10 Pack



COTL1014

Bonding Kit for Racks

This kit provides a reliable systems bond for the distribution rack. One bonding kit is recommended for each rack.

PART NO.	DESCRIPTION
60400010	Single conductor ground lug for 6 AWG to 14 AWG conductors



60400010

Two Hole Ground Lug

Allows bonding of racks and cabinets utilizing the standard EIA/TIA hole pattern. Manufactured of electro-tin plated aluminum and allows attachment of copper or aluminum conductor sizes from 14AWG to 2/0. Meets BICSI and ANSI/TIA-607 recommendations for two hole mounting. Includes two 3/8 in x 1 in hex socket head set screws.

PART NO.	DESCRIPTION
GL2014	Bolt hole size: 1/4 in, O.C. spacing 5/8 in



GL2014

PHYSICAL SUPPORT HARDWARE & ACCESSORIES

Antioxidant & Isolation Pads

Aluminum Antioxidant

Synthetic base with suspended zinc particles. Material is gray in color. Recommended for aluminum to aluminum, aluminum to copper and aluminum conduit threads.

PART NO.	DESCRIPTION
AJCA	Aluminum Antioxidant Joint Compound, 1/2 oz. - Pack of 12
AJCA8	Aluminum Antioxidant Joint Compound, 8oz.



AJCA8

Copper Antioxidant

Synthetic base compound with suspended copper particles. Material is copper in color. Recommended for copper to copper connections, copper threads and all ground applications.

PART NO.	DESCRIPTION
AJCC	Copper Antioxidant Joint Compound, 1/2 oz. - Pack of 12
AJCC8	Copper Antioxidant Joint Compound, 8oz.



AJCC8

Rack Isolation Pads

Isolates equipment racks from concrete floors for effective bonding and grounding.

PART NO.	DESCRIPTION
IPK	Isolation Pad Kit for Standard EIA Racks - Pack of 2
MMIPK	Isolation Pad Kit for Mighty Mo Racks - Pack of 2



IPK

PHYSICAL SUPPORT HARDWARE & ACCESSORIES

Runway & Accessories

Flexibility is the key to cable management. Legrand® Cable Runway is designed to adapt to each twist and turn cables must make. Made of lightweight rectangular steel tubing, the runway reduces floor loading and is easy to install and maintain. Steel meets stringent specifications for yield and tensile strength, assuring a strong, light weight product that easily supports and delivers overhead cable.

Telco Style Tubular Runway

Features:

- Tubular cross slats are welded between stringers
- Cross slats feature rounded edges for cable protection
- Runway widths available from 6 in to 24 in
- Standard length is 9 ft x 8.5 in

Benefits

- Stringers made of .375 in x 11.5 in high tensile tubular steel
- Cross slats are 1 in x .5 in tubular steel
- Rust-resistant dove gray or black finish
- UL listed



TR10-12B

PART NO.	DESCRIPTION
TRT10-6B	Telco Style Tubular Runway 6 in W x 9 ft, 8.5 in L, Black
TRT10-12B	Telco Style Tubular Runway 12 in W x 9 ft, 8.5 in L, Black
TRT10-18B	Telco Style Tubular Runway 18 in W x 9 ft, 8.5 in L, Black
TRT10-24B	Telco Style Tubular Runway 24 in W x 9 ft, 8.5 in L, Black

PHYSICAL SUPPORT HARDWARE & ACCESSORIES

Runway & Accessories

Universal Style Tubular Runway

Features:

- Tubular cross slats are welded between stringers
- Cross slats feature rounded edges for cable protection
- Runway widths available from 6 in to 24 in
- Standard length is 9 ft -11 in

Benefits

- Stringers made of .375 in x 1.5 in high tensile tubular steel
- Cross slats are 1 in x .5 in tubular steel
- Available in rust-resistant, powder coated black finish only
- UL listed

PART NO.	DESCRIPTION
URT10-6B	Universal Style Tubular Runway 6 in W x 9 ft, 11 in L, Black
URT10-12B	Universal Style Tubular Runway 12 in W x 9 ft, 11 in L, Black
URT10-18B	Universal Style Tubular Runway 18 in W x 9 ft, 11 in L, Black
URT10-24B	Universal Style Tubular Runway 24 in W x 9 ft, 11 in L, Black



URT10-12B

TRT Style Horizontal Radius Runway

Horizontal radius runway allows cables to be routed around horizontal corners. The horizontal radius runway features stringers made of 1-.5 in x .375 in steel tubes; cross slats are 1 in x .5 in x .125 in steel tubes. UL listed.

PART NO.	DESCRIPTION
TRTHR-12B	TRT Style Horizontal Radius Runway 12 in W x 18.03 in IR x 29.66 in, Black
TRTHR-18B	TRT Style Horizontal Radius Runway 18 in W x 18.03 in IR x 35.66 in, Black



TRTHR-12B

Vertical Curved Outside Radius Runway

Radius curved runway permits smooth vertical to horizontal transitions. Stringers are 1-.5 in x .375 in steel tubes; cross slats are 1 in x .5 in x .125 in steel tubes. UL listed.

PART NO.	DESCRIPTION
TRTC-6B	Vertical Curved Outside Radius Runway 6 in W, Black
TRTC-12B	Vertical Curved Outside Radius Runway 12 in W, Black
TRTC-18B	Vertical Curved Outside Radius Runway 18 in W, Black
TRTC-24B	Vertical Curved Outside Radius Runway 24 in W, Black



TRTC-12B

PHYSICAL SUPPORT HARDWARE & ACCESSORIES

Runway & Accessories

Vertical Curved Inside Radius Runway

Radius curved runway permits smooth vertical to horizontal transitions. Stringers are 1-.5 in x .375 in steel tubes; cross slats are 1 in x .5 in x .125 in steel tubes. UL listed.

PART NO.	DESCRIPTION
TRTCI-6B	Vertical Curved Inside Radius Runway 6 in W, Black
TRTCI-12B	Vertical Curved Inside Radius Runway 12 in W, Black
TRTCI-18B	Vertical Curved Inside Radius Runway 18 in W, Black
TRTCI-24B	Vertical Curved Inside Radius Runway 24 in W, Black


TRTCI-12B

End Closing Kit

The end closing kit includes one end closing tube and two corner clamps for closing the stringers of a single piece of runway.

PART NO.	DESCRIPTION
RECBK-6B	End Closing Kit, for 6 in Wide Runway, Black
RECBK-12B	End Closing Kit, for 12 in Wide Runway, Black
RECBK-18B	End Closing Kit, for 18 in Wide Runway, Black
RECBK-24B	End Closing Kit, for 24 in Wide Runway, Black


RECBK-12B

Protective Rubber End Caps

Protective end caps conceal sharp runway edges that may harm the installation or injure those administering the installation. Sold in pairs.

PART NO.	DESCRIPTION
2-E1-25C-A	Protective Rubber End Caps for 1.5 in Stringers, Black


2-E1-25C-A

Ground Strap

Ground straps provide grounding between spliced runway. Simply pre-drill runway to accept the strap, and connect to runway sections using compression lugs. All compression lugs and .5 in-20 in. Constructed of flexible tinned copper flat braid. Kits include: (1) 8 in ground strap, (2) Compression lugs, (2) Toothed lock washers, (2) Hex nuts.

PART NO.	DESCRIPTION
GS-8	8 in Ground Strap, 11.5 in H x 6 in W x 11.5 in D


GS-8

PHYSICAL SUPPORT HARDWARE & ACCESSORIES

Runway & Accessories

Straight and Corner Clamp Assemblies

Clamps are used to junction runway sections together in a variety of configurations. Whether sections are extended in-line or junctioned perpendicularly or are transitioned from horizontal to vertical, clamps provide a solid connection to assure the runway layout will provide the necessary support for your cabling.

PART NO.	DESCRIPTION
P820127H	Straight Clamp Kit (2 Straight Clamps)
P820127HB	Straight Clamp Kit (2 Straight Clamps), Black



P820127H

PART NO.	DESCRIPTION
P820147H	Corner Clamp Kit (2 Corner Clamps)
P820147HB	Corner Clamp Kit (2 Corner Clamps), Black



P820147H

Angled Splice Clamp Assemblies

PART NO.	DESCRIPTION
P820287H	45° Angled Clamp Kit (2 45° Angled Clamps)
P820287HB	45° Angled Clamp Kit (2 45° Angled Clamps), Black



P820287H

PART NO.	DESCRIPTION
P820327H	90° Angled Clamp Kit (2 90° Angled Clamps)
P820327HB	90° Angled Clamp Kit (2 90° Angled Clamps), Black



P820327H

PART NO.	DESCRIPTION
P820127HA	Adjustable Angle Clamp Kit (2 Adjustable Clamps)
P820127HAB	Adjustable Angle Clamp Kit (2 Adjustable Clamps), Black



P820127HA

PHYSICAL SUPPORT HARDWARE & ACCESSORIES

Runway & Accessories

Cable Fence

Cable fence is available in 6 in or 12 in and provides added cable capacity for TRT runway. One set includes 10 pieces that attach to runway as needed. Legrand® recommends placing cable fence to every other cross-member to support large cable piles.

PART NO.	DESCRIPTION
CFTRC-6B	Cable Fence 6 in Height (10 pcs), Black



CFTRC-6B

Pathway Cable Guide

PART NO.	DESCRIPTION
PCG4W-B	Pathway Cable Guide, 4 in Wide, Black

NOTE: Patent number: 9,466,959



PCG4W-B

Transition Pans

Assure the proper bend radius for cables delivered from overhead runway to equipment racks with our transition pan. Each pan clamps to runway cross members or runway stringers (TRP8-S). Truss head screws with protective covers assure cables aren't damaged. Provides 1.25 in radius.

PART NO.	DESCRIPTION
TRP5-CM	Transition Pan, 5 in W x 2 in H x 4.13 in D, Black
TRP8-CM	Transition Pan, 8 in W x 2 in H x 4.13 in D, Black
TRP11-CM	Transition Pan, 11 in W x 2 in H x 4.13 in D, Black
TRP17-CM	Transition Pan, 17 in W x 2 in H x 4.13 in D, Black
TRP8-S	Transition Pan, Side, 7.5 in W x 2 in H x 4.63 in D, Black



TRP5-CM

Cable Bracket

Steel cable bracket offers a separate channel for power cables that must not contact primary cables. Mounting hardware included. Mounts on 1-1/2 in and 2 in stringers.

PART NO.	DESCRIPTION
P820527HB	Cable Bracket, 4.5 in H x 5 in D, 1.30 lbs, Black



P820527H

Runway Wall to Rack Kit

The runway wall to rack kit provides support for cable between the rack and the wall. Kits include: (1) 12 in wide 4 ft -5.5 in long tubular runway with channels, (1) 12 in wide wall angle assembly, (1) Runway bracket kit, (1) Set of end caps

PART NO.	DESCRIPTION
WRTRT-12B	Runway Wall to Rack Kit, 12 in W, Black



WRTRT-12B

PHYSICAL SUPPORT HARDWARE & ACCESSORIES

Runway & Accessories

Wall Angle Assemblies

Wall angle assemblies attach to the wall and provide a shelf or edge on which runway can be anchored using J-bolts. Anchoring can be either parallel or perpendicular to the wall. Includes 2 in x 2 in x .25 in steel angle, (2) J-bolts, (2) 1/4 in-20 in hex nuts, and (2) 1/4 in lock washers. Hardware is zinc plated and dichromated. can be anchored using J-bolts. Anchoring can be either parallel or perpendicular to the wall. Includes 2 in x 2 in x .25 in steel angle, (2) J-bolts, (2) 1/4 in-20 in hex nuts, and (2) 1/4 in lock washers. Hardware is zinc plated and dichromated.

PART NO.	DESCRIPTION
P128040HB	6 in Wall Angle Assy for 6 in Wide Runway, Black
P128240HB	12 in Wall Angle Assy for 12 in Wide Runway, Black
P128440HB	18 in Wall Angle Assy for 18 in Wide Runway, Black
P128640HB	24 in Wall Angle Assy for 24 in Wide Runway, Black



P128040HB

Shelf Bracket Assemblies

Shelf brackets attach to the wall and extend up to 24 in for heavy duty runway support. Runway is secured to the bracket with J-bolts (included). Made of 3/16 in x 1 in, steel bar. Hardware is zinc plated and dichromated.

PART NO.	DESCRIPTION
P139240HB	6 In Shelf Bracket for 6 in Runway, Black
P139340HB	12 In Shelf Bracket for 12 in Runway, Black
P139540HB	18 In Shelf Bracket for 18 in Runway, Black
P139740HB	24 In Shelf Bracket for 24 in Runway, Black



P139340HD

Vertical Wall Bracket

Made of 1/8 in x 2 in steel, vertical wall brackets fasten runway to the wall and provide a secure route for cables to channel vertically. Use 7/16 in mounting hardware (not included). One bracket included.

PART NO.	DESCRIPTION
P982078HB	Clip Bracket Fasten RW To Wall, Black



P982078HB

Runway Foot Kit

Cable runway feet anchor runway to the wall or floor. Feet are attached to runway with clamps. Made of 3/8 in x 1-.5 in, steel bar. One foot included.

PART NO.	DESCRIPTION
P820827HB	Cable Foot Kit For 1 1/2 in Stringers, Black



P820827HB

PHYSICAL SUPPORT HARDWARE & ACCESSORIES

Runway & Accessories

Runway Elevation Kit

Used to provide additional space between the tops of racks or cabinets and the runway. Can be mounted to the runway junction plates, Mighty MoR runway support brackets or to the rear flange of a Mighty Mo rack. Can also be mounted to the Mighty Mo cabinets simply by drilling two holes into the cabinet's removable top plates. Black.

PART NO.	DESCRIPTION
REK-2-3	Runway Elevation Kit Adj 2 in, 2.5 in or 3 in
REK-4-6	Runway Elevation Kit Adj 4 in, 5 in or 6 in



REK-2-3

Runway Ceiling Mount Kit

Kits include: (1) Ceiling hanger bracket, (1) Closed clip, (1) 5/8 in-11 in x 6 ft threaded rod, (4) 5/8 in-11 in hex nuts.

PART NO.	DESCRIPTION
RCBK-6	The runway ceiling kit is used to suspend cable runway from the ceiling.



RCBK-6

Ceiling Hanger Brackets

When ceiling support is required, ceiling hanger brackets are used with 5/8 in-11 in threaded rods and open or closed clips to suspend runway overhead.

PART NO.	DESCRIPTION
P400298HB	Ceiling Hanger Bracket, Black
P820667HB	Ceiling Hanger Bracket, With 2 Nuts, Black



P820667HB

Closed Clips

Use closed clips with 1-1/2 in stringers to secure runway to threaded rods when suspending runway from the ceiling. Also use when stacking runway. Use with 5/8 in-11 in threaded rod. Made of 1/4 in x 1-1/2 in steel bar. UL classified.

PART NO.	DESCRIPTION
P820477H	Closed Clip Kit 2 Clips, 4 Nuts, Zinc
P820477HB	Closed Clip Kit 2 Clips, 4 Nuts, Black
P429503H	Closed Clip, Clear Zinc



P820477HB

PHYSICAL SUPPORT HARDWARE & ACCESSORIES

Runway & Accessories

Open Clips

Use open clips with 1-1/2 in stringers to secure runway to threaded rods when suspending runway from the ceiling. Also use when stacking runway. Use with 5/8 in-11 in threaded rod. Made of 3/16 in x 1-1/2 in steel bar. UL classified.

PART NO.	DESCRIPTION
P820547H	Open Clip Kit 2 Clips, 4 Nuts, Zinc
P406395H	Open Clip, Clear Zinc



P820547H

Threaded Rod

Threaded rods are available in a variety of lengths to support runway sections suspended from the ceiling. Includes two 5/8 in-11 in hex nuts and two 5/8 in flat washers.

PART NO.	DESCRIPTION
P987645H	5/8-11 Thread Rod 10 ft L Clear Zinc



P987645H

Protective Sleeve

Slitted protective sleeves cover threaded rods to protect cables from damage. Field cut to desired size.

PART NO.	DESCRIPTION
2-E2-TRPC	PVC Protective Sleeve 5/8 in Threaded Rod, Zinc



2-E2-TRPC

J-Bolt Assemblies

Each J-bolt assembly includes one 1/4 in-20 in or 5/16 in-18 in hex nut and one 1/4 in or 5/16 in lock washer. UL classified.

PART NO.	DESCRIPTION
P987527H	J-Bolt Assembly 1/4-20 in X 2.25 in, Zinc
P987527HB	J-Bolt Assembly 1/4-20 in X 2.25 in, Black
P987528H	J-Bolt Assembly 1/4-20 in X 3.25 in, Zinc
P987523H	J-Bolt Assembly 5/16-18 in X 2.25 in, Zinc
P987524H	J-Bolt Assembly 5/16-18 in X 3.25 in, Zinc



P987527HB

Notes

Notes

CABLOFIL SOLUTIONS



Cablofil: Precision Engineering and High Quality

Cablofil cable management is constructed of precision engineered, high quality, welded steel wire and is the result of decades of research gained from the installation of 110,000 miles of tray across the globe. Our tray is subjected to testing at every stage of the manufacturing process.

Resistance to Fire

Cablofil cable management is certified E-30 to E-90. This German standard is the only certification of its kind in the world and requires that the tray and its supports withstand 1000°C or 1832°F heat for a period of 90 minutes. This is an important safety consideration when planning fire exit routes from a burning building.

Excellent EMC

Testing by independent laboratories show that Cablofil cable management, when installed and earthed correctly, significantly reduces electromagnetic disturbances. The steel structure of tray absorbs EMI and drains the disturbance away from cables causing minimal effect to the connected equipment. Cable pathways constructed of aluminum alloys or plastics have no effect on EMI reduction.

CABLOFIL SOLUTIONS

Cablofil Solutions Featured Product

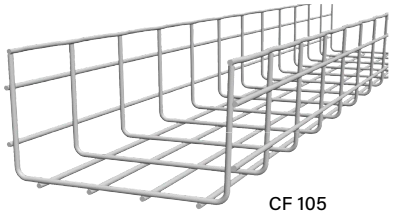

CF 105

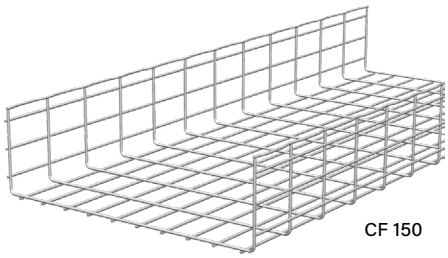

CF 150

FEATURED PRODUCT

UL Classified Painted Wire Cable Tray

Our UL Classified painted wire tray meets NEC392 from the National Electric Code that states, "all cable tray systems must be properly bonded, per 250.96". It is also UL Classified as an EGC (Equipment Grounding Conductor). Installation requires a SWK splice on adjoining tray bottoms that feature a copper strip.

Features:

- Industry's only UL-Classified painted wire cable tray per NEC 392
- Standard on all Cablofil BL or PE painted tray

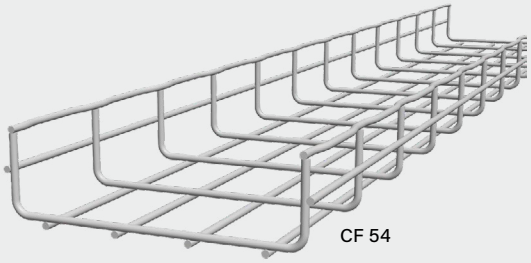

CF 54

Wire Mesh Cable Tray

Unique Safe-T-Edge design keeps cables and installer safe from sharp edges. All trays are available in 10 ft lengths.

PART NO.	DESCRIPTION
CF 54	2 in Deep, Widths from 2 in to 24 in
CF 105	4 in Deep, Widths from 4 in to 24 in
CF 150	6 in Deep, Widths from 6 in to 24 in

CABLOFIL SOLUTIONS

Splice & Connector Hardware

Cablofil has a splice for every need. Our EDRN is the fastest splice we offer, saving up to half the installation time compared to bolted connections. Other splices are available that give your installation additional strength or have improved electrical continuity. The choice is yours.

Fast Splice

PART NO.	DESCRIPTION
EDRN	▪ EDRN is our fastest splice – Saves up to half the install time compared to using bolted connections ▪ Special assembly tool (EDRNTOOL) is included in every bag of 50 splices ▪ UL classified splice

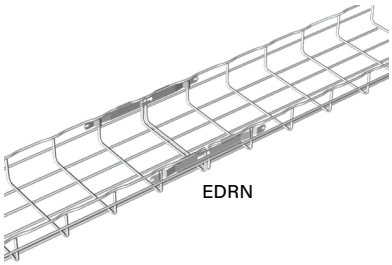

EDRN

Radius Tee 90° Kit

PART NO.	DESCRIPTION
RADT90KIT	▪ RADT90KIT creates secure tray junctions ▪ Facilitates easy cable pulling into the cable pathway ▪ Available for 2, 4, and 6 in depth tray ▪ RADT9012KIT available with wider radius that makes pulling large power cables into Cablofil much easier

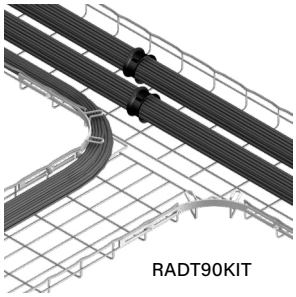

RADT90KIT

Splice Washer Kit

PART NO.	DESCRIPTION
SWK	▪ SWK is designed with a ¼ in x 20 in threaded bolt compatible with standard US tools ▪ Use SWK to splice any two sections of Cablofil tray ▪ Swagged nut allows clamp to be stationary while nut is tightened ▪ Also use for fabricating bends, turns, and tees UL classified splice

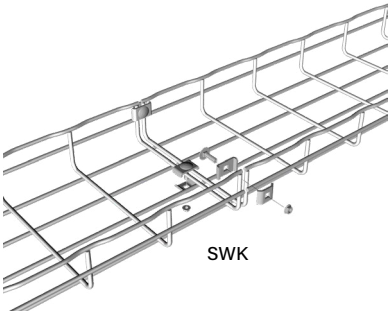

SWK

CABLOFIL SOLUTIONS

Fast Assembly System (FAS)

The FAS system utilizes simple one-step locking tabs that require no additional hardware to secure tray runs to its supports, reducing installation time and saving money.

FAS Profile

PART NO.	DESCRIPTION
FASP	▪ FASP Supports Cablofil tray in trapeze hung and/or wall mounted applications ▪ Available in 6 in through 120 in lengths ▪ For trapeze hung installs, use a FAS Profile that's 4 in longer than the tray width

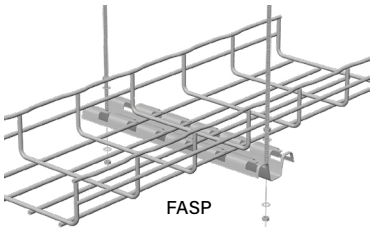
FASP

FAS Center Hanger

PART NO.	DESCRIPTION
FASPCH	▪ FASPCH Supports Cablofil tray in center hung ceiling installations ▪ Supports tray widths from 8 in to 24 in ▪ Only one threaded rod is needed to suspend the tray

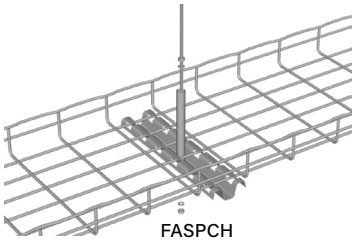
FASPCH

FAS L Bracket

PART NO.	DESCRIPTION
FASL	▪ FASL Supports Cablofil tray in wall-mounted applications ▪ FASL Supports Cablofil tray in under floor applications (in combination with UFC Clamp or EDF Rail) ▪ Supports tray widths from 4 in to 18 in ▪ Patented FAS style attachment holds cable tray secure without nuts and bolts


FASL

FAS Universal Bracket

PART NO.	DESCRIPTION
FASUCB	▪ FASU supports Cablofil tray in wall-mounted applications ▪ Supports tray widths from 4 in to 24 in ▪ Patented FAS style attachment holds cable tray secure without nuts and bolts

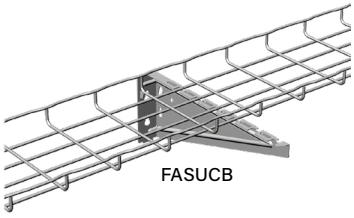
FASUCB

FAS Roller

PART NO.	DESCRIPTION
FASROLLER	▪ FASROLLER installs directly onto Cablofil tray, facilitating the puling of cables around bends, beams and under floor ▪ Unique, four roller design, prevents cable snagging ▪ Easy open gate allows full access FASROLLER ▪ Sold in sets of six – including carrying case

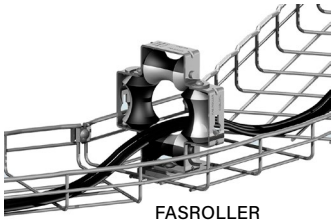
FASROLLER

CABLOFIL SOLUTIONS

J-Hooks

CJ Series

CJ Series J-Hooks provide stress-free support for multiple cables and features a structural design for optimal strength and tapered edges to minimize damage. Pre-drilled holes reduce on-site modifications and multiple attachment options are available, enabling quick and easy installation virtually anywhere.


CJ12H


CJ21H


CJ32H


CJ64H

PART NO.	PACK SIZE	HOOK SIZE (IN)	LOAD CAPACITY (LBS)	CABLE CAPACITY		
				4-PAIR UTP CAT5E	CAT6	2 STRAND FIBER OPTIC
CJ12H	50	3/4	17	16	10	16
CJ21H	50	1 5/16	17	50	32	50
CJ32H	50	2	17	80	50	80
CJ64H	25	4	50	300	220	300

Attachment Options

ITEM SUFFIX	DESCRIPTION	ITEM SUFFIX	DESCRIPTION
W	Bat Wing 12 Gage – 1/4 in ATR	CPCB	Angled Clip and Pressed Beam Clamp – Up to 1/2 in
AC	90° Angled Clip – 1/4 in Hole	SSBC	Assembled to SSBC – 1/8 to 1/2 in
AC6	90° Angled Clip – 3/8 in Hole	ACSSB	Angled Clip and SSBC – Swivels 360°
HOK24	Knock-On Steel Beam Clamp – 1/8 to 1/4 in	ACHOK24	Knock-On Clamp and Angled Clip – Swivels 360°
HOK58	Knock-On Steel Beam Clamp – 5/16 to 1/2 in	MS (Color)*	Mylar ID Label Color Options
PBC	Pressed Beam Clamp – Up to 1/2 in		

*User installed - Contact Customer Service for more information


W

Hybrid J-Hooks

Hybrid J-Hooks are Plenum rated and features a built-in latch for locking the bendable flap into place – 100s of times. CJHP J-Hooks combine the best of metal and plastic, providing the strength of steel and an extra wide 2 in slick, no-bur surface for easy cable pulling. They support all data communication/low-voltage cabling with multiple attachment options are available, enabling quick and easy installation virtually anywhere.


CJ16HP


CJ32HP


CJ48HP

PART NO.	PACK SIZE	HOOK SIZE (IN)	LOAD CAPACITY (LBS)	CABLE CAPACITY		
				4-PAIR UTP CAT5E	CAT6	2 STRAND FIBER OPTIC
CJ16HP	50	1	17	20	15	20
CJ32HP	50	2	17	90	32	90
CJ48HP	50	3	50	200	150	200
CJ64HP	25	4	50	300	220	300

CABLOFIL SOLUTIONS

Accessories

Universal Drop Out

PART NO.	DESCRIPTION
UDO8	Enables cable drops directly off the side of the tray without having to make any cuts or modifications, allowing the strength of the tray to be maintained
UDO12	
UDO18	
UDO24	

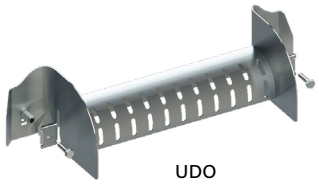

UDO

Center Drop Out

PART NO.	DESCRIPTION
CDO	Enables cable drops through the center of the tray either before or after cabling is installed. Available in electrozinc, white, black, or custom colors to match any data center.



CDO

Over-The-Top Waterfall Drop Out

PART NO.	DESCRIPTION
OTDOFAS	Snaps onto wire basket allowing cables to exit or enter the side of the tray, eliminating the need to cut any side wires that reduce tray integrity. ▪ CF54 Series: Fits 300 Width & Wider ▪ CF105 Series: Fits 150 Width & Wider ▪ CF150 Series: Fits All Widths



OTDOFAS

Plastic Insert

PART NO.	DESCRIPTION
INSERTPPXXX	Creates a smooth bottom for sensitive cable types in Cablofil cable management. Available in bottom only and bottom with sides, each 200 ft polypropylene roll can be easily cut to length to fit any installation.



INSERTPPXXX

Cable Exit Snap In Mounting Tabs

PART NO.	DESCRIPTION
CABLEXIT	Protects cables when exiting or entering tray. Snap-in mounting tabs eliminate the need for attachment hardware and speeds install time.



CABLEXIT

Cablofil Cutter

PART NO.	DESCRIPTION
COUPFIL	Side Action Angle Bolt Cutters

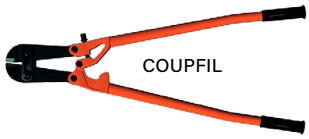

COUPFIL

CABLOFIL SOLUTIONS

Finishes & Certifications

Cablofil® wire cable tray and accessories are available in a variety of finishes to meet any industry need, from decorative to extreme environments. Use this chart to help you determine the best finish for your application and its availability.

SYMBOL	MATERIAL	FINISH & STANDARD	INTERIOR INSTALLATIONS	EXTERIOR INSTALLATIONS	PETROLEUM CHEMICAL PLANTS	MARINE/SALT, ENVIRON.	ACIDIC ALKALINE ENVIRON.	FOOD PRODUCTION, WASH-DOWN, CLEAN ROOMS	HALOGEN ENVIRON.
PG	Carbon Steel ASTM A653	**Pre-Galvanized:** Continuous Galvanization Before Fabrication ASTM A 653	■						
EZ	Carbon Steel ASTM A510 Grade 1008	**Electrozinc:** After Fabrication ASTM A 123	■						
GC	Carbon Steel ASTM A510 Grade 1008	**Hot Dipped Galvanized:** After Fabrication ASTM A 123		■	▪	▪	▪		
DC	Carbon Steel ASTM A510 Grade 1008	**Geomet:** Zinc and Aluminum Protection Equivalent to Hot Dip Galvanization ASTM F 1136		■	▪	▪	▪		
304L	Stainless Steel AISI Type 304L	**Stainless Steel 304L:** Cleaned and Passivated ASTM 380		■	■	▪	▪	■	▪
316L	Carbon Steel ASTM A510 Grade 1008	**Stainless Steel 316L:** Cleaned and Passivated ASTM A 380		■	■	■	■	■	■
BL	Carbon Steel ASTM A510 Grade 1008	**Black Painted:** Black Powder Coated ASTM D 3451	■						
PE	Carbon Steel ASTM A510 Grade 1008	**Custom Painted:** Custom Color Powder Coated ASTM D 3451	■						

Note: For a detailed explanation of finish standards and compatibility, visit **www.legrand.us/cablofil** ■ Recommended ▪ Possible

CERTIFICATIONS

Cablofil products have been independently evaluated by UL, CSA, ABS, DNV,ETL and VDE to meet applicable standards and requirements. Our products hold UL Classification to NEC requirements, cCSAus certification to NEMA and CSA requirements, ABS Products Design Assessment certification and E90 certification. Our products also meet the standards requirements of IEC, EIA-TIA and BICSI. For more information on Cablofil certifications please visit **www.legrand.us/cablofil**

MEMBERSHIPS

NEMA, CTI, EIA_TIA, NFPA, IEC, BICSI

Notes

Limited Warranty for Legrand DAT Products (Basic Product Warranty)

LIMITED WARRANTY FOR LEGRAND DAT PRODUCTS (BASIC PRODUCT WARRANTY)

THIS LIMITED WARRANTY GIVES **WARRANTEE** SPECIFIC LEGAL RIGHTS. **WARRANTEE** MAY ALSO HAVE OTHER RIGHTS, WHICH VARY FROM STATE TO STATE. DURING THE WARRANTY PERIOD, THE HEREBY-WARRANTED DAT PRODUCT WILL BE FREE FROM DEFECTS IN MATERIALS AND WORKMANSHIP. THE DURATION OF, AND REMEDIES PROVIDED BY, ALL IMPLIED WARRANTIES, INCLUDING WITHOUT LIMITATION THE WARRANTIES OF MERCHANTABILITY AND FITNESS FOR A PARTICULAR PURPOSE ARE LIMITED TO THE DURATION OF THIS EXPRESS LIMITED WARRANTY. RESPONSIBILITY FOR DEFECTIVE GOODS IS LIMITED TO REPAIR OR REPLACEMENT AS DESCRIBED BELOW.

Data Infrastructure (DAT) is part of **Legrand DPC** which is the unincorporated Data, Power and Control Division of Legrand North and Central America. **DAT** products are sold through Ortronics Inc. ("ORTRONICS"), a wholly owned subsidiary of Legrand North and Central America having its primary place of business at address 125 Eugene O'Neill Drive New London, CT 06320. These warranties are extended by ORTRONICS.

Warrantee means an owner of a DAT Product who has purchased it from ORTRONICS, either directly or through a channel authorized by ORTRONICS. Such channels include, but are not limited to, distributors and systems integrators. ORTRONICS extends this limited warranty to the **Warrantee**. This limited warranty covers defects in materials and workmanship of DAT Products for the Warranty Period as defined below. DAT Products are sold by ORTRONICS

Exclusions From this Limited Warranty

This Limited Warranty is void if:

1. the DAT Product has not been properly installed in accordance with Ortronics specifications;
2. the DAT Product has been subject to unauthorized service;
3. the DAT Product has been subject to mishandling, misuse, or abuse;
4. the DAT Product has been modified;
5. the DAT Product has suffered damage resulting from lightning, vandalism, fire, earthquake, acts of nature, or any other cause that the product was not designed to withstand;
6. DAT Products are exposed to moisture, liquids (such as paint), or water;
7. DAT Product defects result from environmental or third-party materials, including but not limited to work areas, patching or equipment cords, or from moves, additions and changes by parties other than a Certified Contractor;
8. the DAT Product has been used, or attempted to be used, for other than the customary usage or for other than the product's intended use; or
9. the DAT Product has not been maintained in accordance with Ortronics' instructions.

This limited warranty starts on the date of purchase and lasts for the Warranty Period.

The Warranty Period for all Passive DAT Products is FIVE (5) YEARS. Passive DAT Products are products that transmit data without alteration or amplification of any data signals. Passive DAT Products include, but are not limited to, products sold under the brand names Clarity, TechChoice, Infinium, Quiktron and Q-Series.

The Warranty Period for all for all connectivity, cable management, and physical supports, including racks and cabinets is FIVE (5) YEARS.

The Warranty Period for all Active DAT Products is ONE (1) YEAR, excluding Power Products and Transceivers. Active DAT Products are products that transmit data with alteration or amplification of any data signals. Active DAT Products include, but are not limited to, products sold under the brand names Clarity, Infinium, Quiktron and Q-Series.

- The Warranty Period for Power Products, including UPS and PDU products, is TWO (2) YEARS. Power Products are products which have as their primary purpose the transmission, monitoring, and distribution of electrical power.
- The Warranty Period for transceivers is TEN (10) YEARS.

This Limited Warranty does not cover bulk cable.

The Warranty Period is not extended if ORTRONICS repairs or replaces the DAT Product. The original Warranty Period will run from original date of purchase for the replaced or repaired DAT Product. ORTRONICS may change the availability of this limited warranty at its discretion, but any such change will not be retroactive.

With respect to any DAT Product that becomes defective during the Warranty Period, Ortronics will, in its sole discretion, repair or replace such product (or the defective part) free of charge. Ortronics will also pay for shipping and handling fees to return the repaired or replacement product if it elects to repair or replace the defective product.

Either the Warrantee or the Warrantee's agent ("Agent") may obtain warranty service. Agents typically include contractors retained by Warrantee to maintain and repair their property which includes DAT Products. To obtain warranty service, Warrantee or the Agent must

- contact the Data Infrastructure Customer Service Department during the Warranty Period at 800-934-5432;
- provide information requested by Customer Service to demonstrate that the products at issues are DAT Products. Such information may include serial numbers, UPCs, Date Codes, Batch Reference Numbers, and proof of purchase such as purchase order reference numbers; and
- assist Customer Service in evaluating the problems with the DAT Products and attempting to resolve them. If the problems cannot be resolved, Customer Service will either
  - Repair the DAT Product on site; or
  - Provide a Return Merchandise Authorization ("RMA") number and relevant information to allow the DAT Product to be returned for repair or replacement by Ortronics.

IF THIS LIMITED WARRANTY COVERS A CONSUMER PRODUCT, AS DEFINED BY THE MAGNUSON-MOSS WARRANTY ACT OR APPLICABLE CANADIAN CONSUMER PROTECTION LAW, THEN NO WARRANTIES, EXPRESSED OR IMPLIED (INCLUDING, BUT NOT LIMITED TO, THE WARRANTY OF MERCHANTABILITY AND FITNESS FOR A PARTICULAR PURPOSE) WILL EXTEND BEYOND THE APPLICABLE ABOVE-STATED TIME PERIOD.

IF THIS LIMITED WARRANTY COVERS A COMMERCIAL PRODUCT, THEN THIS LIMITED WARRANTY IS IN LIEU OF ALL OTHER REPRESENTATIONS, GUARANTEES, OR OTHER EXPRESS OR IMPLIED WARRANTIES (INCLUDING, WITHOUT LIMITATION, THE WARRANTY OF MERCHANTABILITY AND FITNESS FOR A PARTICULAR PURPOSE) AND ALL SUCH OTHER EXPRESSED OR IMPLIED WARRANTIES ARE HEREBY SPECIFICALLY DISCLAIMED.

Limitation of Liability

THE REMEDIES DESCRIBED ABOVE ARE YOUR SOLE AND EXCLUSIVE REMEDIES AND ORTRONICS' ENTIRE LIABILITY FOR ANY BREACH OF THIS LIMITED WARRANTY. ORTRONICS' LIABILITY SHALL UNDER NO CIRCUMSTANCES EXCEED THE ACTUAL AMOUNT PAID FOR THE DEFECTIVE PRODUCT, NOR SHALL ORTRONICS BE LIABLE UNDER ANY CIRCUMSTANCES FOR ANY CONSEQUENTIAL, INCIDENTAL, SPECIAL OR PUNITIVE DAMAGES OR LOSSES, WHETHER DIRECT OR INDIRECT.

SOME STATES DO NOT ALLOW THE EXCLUSION OR LIMITATION OF INCIDENTAL OR CONSEQUENTIAL DAMAGES, SO THE ABOVE LIMITATION OR EXCLUSION MAY NOT APPLY TO YOU. SOME STATES DO NOT ALLOW LIMITATIONS ON HOW LONG AN IMPLIED WARRANTY LASTS, SO THE ABOVE LIMITATION MAY NOT APPLY TO YOU.

Always check with Legrand for the latest version of any legal documents

Notes

Conduit Tray Fill

To calculate your own fill ratio, go to Legrand.us/tools and download the **Cablofil Interactive Load Table**

CONDUIT SIZE	3/4 IN	1 IN	2 IN	3 IN	4 IN
Superior Essex Cable (diameter in inches)	Number of Cables at Max Recommended Conduit Fill (1 cable @ 53%, 2 cables @ 31%, 3 or more cables @ 40%)				
10GainXP Category 6A CMR (0.275 in)	3	5	21	48	82
10GainXP Category 6A CMP (0.25 in)	4	7	27	60	103
10Gain Category 6A CMP (0.295 in)	1	3	13	30	53
10Gain Category 6A CMP (0.295 in)	2	4	19	41	72
PowerWise 10G 4PPoE CMP (0.30 in)	2	4	19	41	72
Category 6A F/UTP (ScTP) CMR (0.29 in)	3	5	20	44	77
Category 6A F/UTP (ScTP) CMP (0.28 in)	3	5	21	48	82
Category 6A U/FTP (STP) CMR/CMP (0.32 in)	2	4	16	36	63
DataGain Category 6+ CMR/CMP (0.22 in)	5	9	35	77	134
Category 6 CMR (0.21 in)	6	10	38	85	147
Category 6 CMP (0.20 in)	6	11	42	94	162
Category 6+ F/UTP (ScTP) CMR (0.29 in)	3	5	20	44	77
Category 6+ F/UTP (ScTP) CMR (0.28 in)	3	5	21	48	82
Cobra Category 5e+ CMR/CMP (0.19 in)	6	11	42	94	162
Marathon LAN Category 5eCMR (0.19 in)	6	11	42	94	162
Marathon LAN Category 5e CMP (0.18 in)	8	13	52	116	200
PowerWise 1G 4PPoE CMR/CMP (0.23 in)	5	8	32	71	122
Category 3 100 Pair CMR (0.74 in)	-	1	3	6	11
Category 3 100 Pair CMP (0.84 in)	-	-	1	5	8

This chart assumes no more than 2 bends between pull boxes. If more than 2 bends are installed, the number of cables per conduit should be reduced or the conduit oversized.

Conduit Tray Fill (2 in Depth)

CABLOFIL TRAY PN (DIMENSION IN INCHES)	CF54/150 (6W X 2H)	CF54/150 (6W X 2H)	CF54/450 (18W X 2H)	CF54/600 (24W X 2H)
Superior Essex Cable (Diameter in Inches)	Number of Cables at Max Recommended Tray Fill (Maximum Recommended 50% Fill)			
10GainXP Category 6A CMR (0.275 in)	102	204	305	407
10GainXP Category 6A CMP (0.25 in)	123	246	369	493
10Gain Category 6A CMP (0.295 in)	63	126	188	251
10Gain Category 6A CMP (0.295 in)	88	177	265	354
PowerWise 10G 4PPoE CMP (0.30 in)	86	171	257	342
Category 6A F/UTP (ScTP) CMR (0.29 in)	92	183	275	366
Category 6A F/UTP (ScTP) CMP (0.28 in)	98	196	295	393
Category 6A U/FTP (STP) CMR/CMP (0.32 in)	75	150	225	301
DataGain Category 6+ CMR/CMP (0.22 in)	159	318	477	636
Category 6 CMR (0.21 in)	175	349	524	698
Category 6 CMP (0.20 in)	192	385	577	770
Category 6+ F/UTP (ScTP) CMR (0.29 in)	92	183	275	366
Category 6+ F/UTP (ScTP) CMR (0.28 in)	98	196	295	393
Cobra Category 5e+ CMR/CMP (0.19 in)	213	426	640	853
Marathon LAN Category 5eCMR (0.19 in)	213	426	640	853
Marathon LAN Category 5e CMP (0.18 in)	238	475	713	950
PowerWise 1G 4PPoE CMR/CMP (0.23 in)	145	291	436	582
Category 3 100 Pair CMR (0.74 in)	14	28	42	56
Category 3 100 Pair CMP (0.84 in)	11	22	33	44

Conduit Tray Fill (4 in Depth)

CABLOFIL TRAY PN (DIMENSION IN INCHES)	CF105/150 (6W X 4H)	CF105/300 (12W X 4H)	CF105/300 (12W X 4H)	CF105/600 (24W X 4H)
Superior Essex Cable (diameter in inches)	Number of Cables at Max Recommended Tray Fill (Maximum Recommended 50% Fill)			
10GainXP Category 6A CMR (0.275 in)	202	403	605	806
10GainXP Category 6A CMP (0.25 in)	244	488	732	976
10Gain Category 6A CMP (0.295 in)	124	249	373	498
10Gain Category 6A CMP (0.295 in)	175	350	526	701
PowerWise 10G 4PPoE CMP (0.30 in)	169	339	508	678
Category 6A F/UTP (ScTP) CMR (0.29 in)	181	363	544	725
Category 6A F/UTP (ScTP) CMP (0.28 in)	194	389	583	778
Category 6A U/FTP (STP) CMR/CMP (0.32 in)	149	298	447	596
DataGain Category 6+ CMR/CMP (0.22 in)	315	630	945	1260
Category 6 CMR (0.21 in)	346	691	1037	1383
Category 6 CMP (0.20 in)	381	762	1143	1525
Category 6+ F/UTP (ScTP) CMR (0.29 in)	181	363	544	725
Category 6+ F/UTP (ScTP) CMR (0.28 in)	194	389	583	778
Cobra Category 5e+ CMR/CMP (0.19 in)	422	845	1267	1689
Marathon LAN Category 5eCMR (0.19 in)	422	845	1267	1689
Marathon LAN Category 5e CMP (0.18 in)	471	941	1412	1882
PowerWise 1G 4PPoE CMR/CMP (0.23 in)	288	576	865	1153
Category 3 100 Pair CMR (0.74 in)	28	56	84	111
Category 3 100 Pair CMP (0.84 in)	22	43	65	86

Conduit Tray Fill (6 in Depth)

CABLOFIL TRAY PN (DIMENSION IN INCHES)	CF150/150 (6W X 6H)	CF150/300 (12W X 6H)	CF150/450 (18W X 6H)	CF150/600 (24W X 6H)
Superior Essex Cable (Diameter in Inches)	Number of Cables at Max Recommended Tray Fill (Maximum Recommended 50% Fill)			
10GainXP Category 6A CMR (0.275 in)	290	579	869	1159
10GainXP Category 6A CMP (0.25 in)	350	701	1051	1402
10Gain Category 6A CMP (0.295 in)	179	358	536	715
10Gain Category 6A CMP (0.295 in)	252	503	755	1007
PowerWise 10G 4PPoE CMP (0.30 in)	243	487	730	974
Category 6A F/UTP (ScTP) CMR (0.29 in)	260	521	781	1042
Category 6A F/UTP (ScTP) CMP (0.28 in)	279	559	838	1118
Category 6A U/FTP (STP) CMR/CMP (0.32 in)	214	428	642	856
DataGain Category 6+ CMR/CMP (0.22 in)	453	905	1358	1810
Category 6 CMR (0.21 in)	497	993	1490	1987
Category 6 CMP (0.20 in)	548	1095	1643	2191
Category 6+ F/UTP (ScTP) CMR (0.29 in)	260	521	781	1042
Category 6+ F/UTP (ScTP) CMR (0.28 in)	279	559	838	1118
Cobra Category 5e+ CMR/CMP (0.19 in)	607	1214	1820	2427
Marathon LAN Category 5eCMR (0.19 in)	607	1214	1820	2427
Marathon LAN Category 5e CMP (0.18 in)	676	1352	2028	2704
PowerWise 1G 4PPoE CMR/CMP (0.23 in)	414	828	1242	1656
Category 3 100 Pair CMR (0.74 in)	40	80	120	160
Category 3 100 Pair CMP (0.84 in)	31	62	93	124

INDEX

0-4

PRODUCT FAMILY	COLOR
Copper Solutions	
Fiber Optic Solutions	
Physical Support Solutions	
Cablofil Solutions	

PART NO.	PAGE
Numeric	
033-680	20
033-681	20
033-682	20
033-683	20
033-684	20
033-685	20
20500043	92
20500337	92
20500366	92
20500368	92
20500369	92
20500370	92
20500371	92
20500373	92
20500382	92
20500383	92
20500384	92
20500385	92
30200007	35
30200109	35
30200110	35
30200140	35
40300011	48
40300023	49
40300100	27
40300158-XX	48
40300159-XX	48
40300164	48
40300164-XX	49
40300167-XX	49
40300191-XX	48
40300191	49
40300270-XX	21
40300270-XX	24
40300270-XX	26
40300270-XX	34
40300271-XX	21
40300271-XX	24
40300271-XX	26
40300271-XX	34
40300545-XX	24
40300545-XX	98
40300546-XX	24
40300546-XX	98
40300547-XX	24
40300547-XX	98
40300548-XX	24
40300548-XX	98
40300549-XX	24
40300549-XX	98
40300554-XX	24
40300554-XX	98
40300555-XX	24
40300555-XX	98
40300575-XX	26
40300575-XX	100
40300576	26
40300576	100
40300577	26
40300577-00	26
40300577	100
40300577-00	100
40300620-XX	24
40300620-XX	98
40300630-00	34
40300633-XX	26
40300633-XX	100
40300656	49
40300664	48
40309500	27
40309500	101
40313100	27
40313200	27
40313200	101
40322100	27
40322200	27
40322200	101
40322500	27
40322500	101
40323200	27
40323200	101
40323500	27
40323500	101
40324100	27
40324200	27
40324200	101
40324500	27
40324500	101
40325100	27
40325200	27
40325200	101
40325500	27
40325500	101
40326100	27
40326200	27
40326200	101
40326500	27
40326500	101
40327100	27
40327200	27
40327200	101
40327500	27
40327500	101
40328100	27
40328200	27
40328200	101
40336500	27

INDEX

4-6

40336500	101
40343200	27
40343200	101
40700071	26
40700071	100
40700072	26
40700072	100
40700073	26
40700073	100
40800017-XX	26
40800017-XX	100
40800019-XX	26
40800019-XX	100
41200004	36
41200004	49
41200010	36
41200012	36
41900017-XX	26
41900017-XX	100
41900018-XX	26
41900018-XX	100
42100002-XX	23
42100002-XX	24
42100002-XX	100
42100009	26
42100009	36
42100009	100
42100054	26
42100054	100
60400005	145
60400006	131
60400010	150
60400046	129
60400057	127
60400129	128
60400131	127
60400132	127
60400199	129
60400383	133
60400404	131
60400405	131
60400426	128
60400533	145
60400538	132
60400655	131
60400968	63
60400968	78
60900017	49
60900182	49
60900183	49
60900184	49
60900235	49
60900324	49
60900327	49
60900328	49
60900329	49
60900332	49
60900335	49
60900340	49
60900343	49
60900346	49
60900365	49
60900366	49
60900367	49
60900368	49
60900370	49
60900371	49
60900372	49
60900376	49
60950301	36
61500858	92
61500868	92
62100001	36
62100037	37
62100037	102
62100038	37
62100038	102
62100040	37
62100040	102
62100041	37
62100041	102
62100044	37
62100044	102
62100045	37
62100045	102
62100046	37
62100046	102
62100047	37
62100047	102
62100048	37
62100048	102
62100049	37
62100049	102
62100050	37
62100050	102
62100051	37
62100051	102
62100052	37
62100053	37
63700005-XX	26
63700006-XX	26
63700011-XX	100
63700012-XX	100
63700013-XX	100
63700017-XX	100
63700023-XX	26
63700026-XX	100
63700039-XX	100
63700051-XX	100
63700066-XX	100
63700067-XX	100
63700069-XX	26
63700076-XX	100
63700079-XX	100

INDEX

6-2

63700080-XX	100
63700081-XX	100
63700082-XX	100
63700087-XX	26
63730003-XX	26
70600021	93
70600022	93
70700107-00	146
70700188-00	146
70700189-00	146
85400010	93
85400011	93
85400012	93
85400017	93
302003251	35
302003253	35
302003282	35
401004788	130
401004789	130
401004790	130
401004791	130
401045289	24
401045289	98
401045290	24
401045290	98
401045291	24
401045291	98
401045292	24
401045292	98
604004068	141
604004301	141
604004396	141
604004645	141
604044486	131
604044927	133
604044938	131
604045075	131
604045081	131
604045108	146
604045109	146
604045110	146
604045111	146
604045112	146
604045388	132
604045400	140
604045401	131
604045450	140
604045451	140
604045681	132
805003202	35
808000010	128
808004759	127
808004818	127
808004867	127
808044549	128
808044855	127
808044915	128
808044916	128
808045030	128
808045091	128
808045590	127
808045768	127
Alphanumeric	
110ABC5E050	35
110ABC5E100	35
110ABC5E300	35
110ABC6050	35
110ABC6100	35
110ABC6300	35
19-21-T12DB	139
19-21-T18DB	139
19-21-T25DB	139
19-21-T8DB	139
19-35-T12DB	139
19-35-T18DB	139
19-35-T25DB	139
19-35-T8DB	139
19-48-T12DB	139
19-48-T18DB	139
19-48-T25DB	139
19-72-T2SDB	123
19-84-6T2SDB	123
19-84-SSDA2132	123
19-84-T2SD	123
19-84-T2SDB	123
19-84-T4SDA2132	123
19-96-T2SD	123
19-96-T2SDB	123
19-96-T4SDA2132	123
205ANA08T-A	69
205ANA08T-L	69
205ANA08T-Q	69
205ANM08T-A	69
205ANM08T-L	69
205ANM08T-Q	69
205KAN9EA-MM	93
205KAN9EA-SM	93
205KAN9FA-MM	93
205KAN9FA-SM	93
205KAN9GA-MM	93
205KAN9GA-SM	93
205KKF9GA-50E-X	94
205KKF9GD-50E-X	94
205KKF9SA-09-X	94
205KKF9SD-09-X	94
205KNF3EA-50T	91
205KNF3EA-62	91
205KNF3FA-50E	91
205KNF3FA-50T	91
205KNF3FA-62	91
205KNF3GA-50E	91
205KNF3GA-50T	91
205KNF3GA-50W	91
205KNF3GA-62	91

INDEX

2-5

205KNF3LA-09	91
205KNF3MA-09	91
205KNF3QA-09	91
205KNF3RA-09	91
205KNF3SA-09	91
205KNF9EA-50T	91
205KNF9EA-62	91
205KNF9FA-50E	91
205KNF9FA-50T	91
205KNF9FA-62	91
205KNF9GA-50E	91
205KNF9GA-50T	91
205KNF9GA-50W	91
205KNF9GA-62	91
205KNF9LA-09	91
205KNF9MA-09	91
205KNF9QA-09	91
205KNF9RA-09	91
205KNF9SA-09	91
205KNT9FA-50T	92
205KNT9FA-62	92
205KNT9GA-50T	92
205KNT9GA-62	92
205KNT9LA-09	92
205KNT9RA-09	92
205KNT9SA-09	92
2-E1-25C-A	154
2-E2-TRPC	159
403HDJ11-XX	21
403HDJ11-XX	72
403HDJ11-XX	96
403HDJ12-XX	21
403HDJ12-XX	72
403HDJ12-XX	96
403HDJ13-XX	21
403HDJ13-XX	72
403HDJ13-XX	96
403HDJ14-XX	21
403HDJ14-XX	72
403HDJ14-XX	96
403HDJ16-XX	21
403HDJ16-XX	72
403HDJ16-XX	96
403HDJ212-XX	21
403HDJ212-XX	72
403HDJ212-XX	96
403IPSS11	47
403IPSS12	47
403SHDJ11	21
403SHDJ12	21
403SHDJ13	21
403SHDJ14	21
403SHDJ16	21
403SHDJ212	21
403SHDJ28	21
403STJ11	25
403STJ11	99
403STJ12	25
403STJ12	99
403STJ13	25
403STJ13	99
403STJ14	25
403STJ14	99
403STJ16	25
403STJ16	99
403STJ1WP	25
403STJ1WP	99
403STJ212	25
403STJ212	99
403STJ28	25
403STJ28	99
404HDJ1-XX	21
404HDJ1-XX	72
404HDJ1-XX	96
404HDJ2-XX	21
404HDJ2-XX	72
404HDJ2-XX	96
404HDJ4-XX	21
404HDJ4-XX	72
404HDJ4-XX	96
404HDJ4-99	72
404HDJ4-99	96
404HDJ6-XX	21
404HDJ6-XX	72
404HDJ6-XX	96
404IP22	46
404IP24	46
404S21U	48
404S21X1U	48
404S22U	48
404S22X2U	48
404S23U	48
404TJ1-XX	25
404TJ1-XX	99
404TJ2-XX	25
404TJ2-XX	99
404TJ2X2-XX	25
404TJ2X2-XX	99
404TJ4-XX	25
404TJ4-XX	99
404TJ6-XX	25
404TJ6-XX	99
419HDJ2-XX	21
419HDJ2-XX	22
419HDJ4-XX	21
419HDJ4-XX	22
421HDJ-XX	22
421HDJ4-XX	22
421TJ3.5-XX	26
421TJ3.5-XX	100
560-XXX-YYY	44
566-XXX-YYY	44
570-XXX-YYY	44
576-XXX-YYY	44

INDEX

5-E

576-AXX-YYY	44
576-RDXX-YYY	45
576-SXX-YYY	44
576A-SXX-YYY	44
8050F157B	35
8050F66M150	35
8050M157B	35
8050M66M150	35
A	
AB2HDJ-XX	22
ACCESS-01U-AA	69
ACCESS-01U-AL	69
ACCESS-01U-AQ	69
ACCESS-01U-MA	69
ACCESS-01U-ML	69
ACCESS-01U-MQ	69
ACCESS-01U-UM	69
AJCA	151
AJCA8	151
AJCC	151
AJCC8	151
B	
BFPA-1RU	130
BFPA-2RU	130
BFPT-1RU-10	130
BFPT-2RU-10	130
C	
C00AMC37S5J0M0003M	58
C00AMC37S5E0M0003M	58
C4747B10S7EMM8125F	83
C6363B10S7JMM8125F	83
C80AM137S5JEM0001M	60
C80AM137S5JEM0002M	60
C80AM137S5JEM0003M	60
C80AM137S5JEM0004M	60
C80AM137S5JEM0005M	60
C80AM137S5JEM0010M	60
C80AM137S5JEM0002F	60
C80AM137S5JEM0003F	60
C80AM137S5JEM0004F	60
C80AM137S5JEM0005F	60
C80AM137S5JEM0010F	60
C80AM137S5JEM0015F	60
C80AM137S5EEM0001M	60
C80AM137S5EEM0002M	60
C80AM137S5EEM0003M	60
C80AM137S5EEM0004M	60
C80AM137S5EEM0005M	60
C80AM137S5EEM0010M	60
C80AM137S5EEM0002F	60
C80AM137S5EEM0003F	60
C80AM137S5EEM0004F	60
C80AM137S5EEM0005F	60
C80AM137S5EEM0010F	60
C80AM137S5EEM0015F	60
CABLEXIT	167
CAMAMC37S5JMM0xxxM(F)	59
CAMAMC37S5EMM0xxxM(F)	59
CAMAMC37S5HMM0xxxM(F)	59
CAMAMC63SAJMM0xxxM(F)	59
CAMAMC63SAEMM0xxxM(F)	59
CAMAMC63SAHMM0xxxM(F)	59
CAMAMC63SEJMM0xxxM(F)	59
CAMAMC63SEEMM0xxxM(F)	59
CAMAMC63SEHMM0xxxM(F)	59
CDO	167
CECPPM1RU-M	138
CECWM4RUPD-X	138
CECWM4RUPL-X	138
CECWM4RUSD-X	138
CF 105	163
CF 150	163
CF 54	163
CFTRC-6B	156
CJ12H	166
CJ16HP	166
CJ21H	166
CJ32H	166
CJ32HP	166
CJ48HP	166
CJ64H	166
CJ64HP	166
CL2LB10C	149
CL2LB20C	149
CL2LB2A	149
CL2LB2C	149
CL2LB30C	149
CL2LB40C	149
CL2LB6A	149
CL2LB6B	149
CL2LB6C	149
CMBFR0RU	129
COTL1014	150
COTL28	150
COTL614	150
COUPFIL	167
CR-93S-1B	125
CR-93S-2B	125
CR-93S-4B	125
CTHD220	149
CTHD2222	149
CTHD2248	149
CTHD4446	149
CTHD4666	149
D	
DHMC1RU	126
DHMC2RU	126
DHMC3RU	126
DHMC4RU	126
DPA6A5PK-08	35
DPA6A5PK-09	35
DVMS704	125
DVMS706	125
DVMS710	125

INDEX

E-E

DVMS804	125
DVMS806	125
DVMS810	125
E	
EDRN	164
EQ01U-CHC	75
EQ02U-CHC	75
EQ04U-CVC	75
EQ01U-KHC	75
EQ02U-KHC	75
EQ04U-KHC	75
ESV-19-FDR2126	132
ESV-19-FDR2732	132
ESV-19-FMB	131
ESV-19-FST2126	132
ESV-19-FST2732	132
EZC5E03Q50-03	41
EZC5E03Q50-04	41
EZC5E03Q50-05	41
EZC5E03Q50-06	41
EZC5E03Q50-08	41
EZC5E03Q50-09	41
EZC5E05Q50-04	41
EZC5E05Q50-05	41
EZC5E05Q50-06	41
EZC5E05Q50-08	41
EZC5E05Q50-09	41
EZC5E07Q50-04	41
EZC5E07Q50-05	41
EZC5E07Q50-06	41
EZC5E07Q50-08	41
EZC5E07Q50-09	41
EZC5E09Q40-04	41
EZC5E09Q40-05	41
EZC5E09Q40-06	41
EZC5E09Q40-08	41
EZC5E09Q40-09	41
EZC5E10Q40-06	41
EZC5E15Q25-04	41
EZC5E15Q25-05	41
EZC5E15Q25-06	41
EZC5E15Q25-08	41
EZC5E15Q25-09	41
EZC601Q100-03	41
EZC601Q100-04	41
EZC601Q100-05	41
EZC601Q100-06	41
EZC601Q100-07	41
EZC601Q100-08	41
EZC603Q50-02	41
EZC603Q50-03	41
EZC603Q50-04	41
EZC603Q50-05	41
EZC603Q50-06	41
EZC603Q50-08	41
EZC603Q50-09	41
EZC603Q50-11	41
EZC605Q50-02	41
EZC605Q50-04	41
EZC605Q50-05	41
EZC605Q50-06	41
EZC605Q50-08	41
EZC605Q50-09	41
EZC605Q50-11	41
EZC607Q50-00	41
EZC607Q50-02	41
EZC607Q50-03	41
EZC607Q50-04	41
EZC607Q50-05	41
EZC607Q50-06	41
EZC607Q50-07	41
EZC607Q50-08	41
EZC607Q50-09	41
EZC609Q40-02	41
EZC609Q40-04	41
EZC609Q40-05	41
EZC609Q40-06	41
EZC609Q40-08	41
EZC609Q40-09	41
EZC610Q40-00	41
EZC610Q40-02	41
EZC610Q40-04	41
EZC610Q40-05	41
EZC610Q40-06	41
EZC610Q40-07	41
EZC610Q40-09	41
EZC615Q25-00	41
EZC615Q25-02	41
EZC615Q25-03	41
EZC615Q25-04	41
EZC615Q25-05	41
EZC615Q25-06	41
EZC615Q25-08	41
EZC615Q25-09	41
EZC6A03Q50-02	41
EZC6A03Q50-05	41
EZC6A03Q50-06	41
EZC6A03Q50-07	41
EZC6A05Q50-02	41
EZC6A05Q50-05	41
EZC6A05Q50-06	41
EZC6A05Q50-07	41
EZC6A07Q40-02	41
EZC6A07Q40-05	41
EZC6A07Q40-06	41
EZC6A07Q40-07	41
EZC6A09Q30-02	41
EZC6A09Q30-05	41
EZC6A09Q30-06	41
EZC6A09Q30-07	41
EZC6A10Q30-00	41
EZC6A10Q30-06	41
EZC6A15Q20-02	41
EZC6A15Q20-05	41

INDEX

E-H

EZC6A15Q20-06	41
EZC6A15Q20-09	41
EZFPM603Q12-XX	42
EZFPM605Q12-XX	42
EZFPM607Q12-XX	42
EZFPM609Q12-XX	42
EZFPM6A03Q12-XX	43
EZFPM6A05Q12-XX	43
EZFPM6A07Q12-XX	43
EZFPM6A09Q12-XX	43
EZFPR603Q12-XX	42
EZFPR605Q12-XX	42
EZFPR607Q12-XX	42
EZFPR609Q12-XX	42
EZFPR6A03Q12-XX	42
EZFPR6A05Q12-XX	42
EZFPR6A07Q12-XX	42
EZFPR6A09Q12-XX	42
EZRD603Q100-04	41
EZRD603Q100-06	41
EZRD603Q100-09	41
EZRD605Q90-04	41
EZRD605Q90-06	41
EZRD605Q90-08	41
EZRD605Q90-09	41
EZRD607Q80-04	41
EZRD607Q80-06	41
EZRD607Q80-08	41
EZRD607Q80-09	41
EZRD609Q70-06	41
EZRD609Q70-09	41
EZRD610Q70-04	41
EZRD610Q70-06	41
EZRD610Q70-09	41
EZRD615Q50-04	41
EZRD615Q50-06	41
EZRD615Q50-09	41
EZRD620Q30-04	41
EZRD620Q30-06	41
F	
FASL	165
FASP	165
FASPCH	165
FASROLLER	165
FASUCB	165
FCGK4-M	137
FCM-19-1XL	127
FCM-19-2XL	127
FFK4D-M	137
FFK4S-M	137
FST4-F012C	76
FTBP-1RU	129
FTBP-2RU	129
G	
GB2X10TGB	147
GB2X12TGB	147
GB2X12TGBKIT	147
GB4X12J	148
GB4X12TMGB	147
GB4X12TMGBKIT	147
GB4X20J	148
GB4X20TMGB	147
GB4X20TMGBKIT	147
GBH19KIT	148
GBV36	148
GBV36KIT	148
GBV72	148
GBV72KIT	148
GBWMBKIT	148
GJ8KIT	150
GL2014	150
GS-8	154
H	
HD6FM-FLC2CA-00	73
HD6FM-FLC2CA-00	97
HD6FM-FLC2CC-00	73
HD6FM-FLC2CC-00	97
HD6FM-FLC2CL-00	73
HD6FM-FLC2CL-00	97
HD6FM-FLC2CM-00	73
HD6FM-FLC2CM-00	97
HD6FM-FLC2CQ-00	73
HD6FM-FLC2CQ-00	97
HD6FM-FMPZAA-00	73
HD6FM-FMPZAA-00	97
HD6FM-FMPZAC-00	73
HD6FM-FMPZAC-00	97
HD6FM-FMPZAF-00	73
HD6FM-FMPZAF-00	97
HD6FM-FMPZAL-00	73
HD6FM-FMPZAL-00	97
HD6FM-FMPZAM-00	73
HD6FM-FMPZAM-00	97
HD6FM-FMPZDE-00	73
HD6FM-FMPZDE-00	97
HD6FM-FSC1CA-00	73
HD6FM-FSC1CA-00	97
HD6FM-FSC1CC-00	73
HD6FM-FSC1CC-00	97
HD6FM-FSC1CL-00	73
HD6FM-FSC1CL-00	97
HD6FM-FSC1CM-00	73
HD6FM-FSC1CM-00	97
HD8FP-LCQ08AC	68
HD8FP-LCQ08CC	68
HD8FP-LCQ08LC	68
HD8FP-LCQ08QC	68
HD8FP-MPANAAA	68
HD8FP-MPANACA	68
HD8FP-MPANAED	68
HD8FP-MPANAFD	68
HD8FP-MPANALA	68
HD8FP-MPANAMA	68
HDCAS1108SA09	82

INDEX

H-H

HDCM001	20
HDCM-001	63
HDCM-001	71
HDCM-001	78
HDFM25FLC2CA-00	73
HDFM25FLC2CA-00	97
HDFM25FLC2CB-00	73
HDFM25FLC2CB-00	97
HDFM25FLC2CC-00	73
HDFM25FLC2CC-00	97
HDFM25FLC2CF-00	73
HDFM25FLC2CF-00	97
HDFM25FLC2CG-00	73
HDFM25FLC2CG-00	97
HDFM25FLC2CH-00	73
HDFM25FLC2CH-00	97
HDFM25FLC2CI-00	73
HDFM25FLC2CI-00	97
HDFM25FLC2CL-00	73
HDFM25FLC2CL-00	97
HDFM25FLC2CQ-00	73
HDFM25FLC2CQ-00	97
HDFM25FMTZNA-00	73
HDFM25FMTZNA-00	97
HDFM25FMTZNF-00	73
HDFM25FMTZNF-00	97
HDFM-FLC2CA-00	73
HDFM-FLC2CA-00	97
HDFM-FLC2CB-00	73
HDFM-FLC2CB-00	97
HDFM-FLC2CC-00	73
HDFM-FLC2CC-00	97
HDFM-FLC2CF-00	73
HDFM-FLC2CF-00	97
HDFM-FLC2CG-00	73
HDFM-FLC2CG-00	97
HDFM-FLC2CH-00	73
HDFM-FLC2CH-00	97
HDFM-FLC2CI-00	73
HDFM-FLC2CI-00	97
HDFM-FLC2CL-00	73
HDFM-FLC2CL-00	97
HDFM-FLC2CM-00	73
HDFM-FLC2CM-00	97
HDFM-FLC2CQ-00	73
HDFM-FLC2CQ-00	97
HDFM-FMTZNA-00	97
HDFM-FMTZNA-00	73
HDFM-FMTZNC-00	73
HDFM-FMTZNC-00	97
HDFM-FMTZNE-00	73
HDFM-FMTZNE-00	97
HDFM-FMTZNF-00	73
HDFM-FMTZNF-00	97
HDFM-FMTZNG-00	73
HDFM-FMTZNG-00	97
HDFM-FMTZNH-00	73
HDFM-FMTZNH-00	97
HDFM-FMTZNL-00	73
HDFM-FMTZNL-00	97
HDFM-FMTZNM-00	73
HDFM-FMTZNM-00	97
HDFM-FMTZNN-00	73
HDFM-FMTZNN-00	97
HDFM-FSC1CA-00	73
HDFM-FSC1CA-00	97
HDFM-FSC1CC-00	73
HDFM-FSC1CC-00	97
HDFM-FSC1CG-00	73
HDFM-FSC1CG-00	97
HDFM-FSC1CI-00	73
HDFM-FSC1CI-00	97
HDFM-FSC1CL-00	73
HDFM-FSC1CL-00	97
HDFM-FSC1CM-00	73
HDFM-FSC1CM-00	97
HDFM-HLC2C	95
HDFM-KLC2C	95
HDFP-AAE24AC	58
HDFP-AAE24LC	58
HDFP-AAE24QC	58
HDFP-AAE48AC	58
HDFP-AAE48LC	58
HDFP-AAE48QC	58
HDFP-AME24AC	58
HDFP-AME24LC	58
HDFP-AME24QC	58
HDFP-AME48AC	58
HDFP-AME48LC	58
HDFP-AME48QC	58
HDFP-BLANK	64
HDFP-LCD08AC	64
HDFP-LCD08LC	64
HDFP-LCD08QC	64
HDFP-LCD12AC	64
HDFP-LCD12CC	64
HDFP-LCD12LC	64
HDFP-LCD12MB	64
HDFP-LCD12QC	64
HDFP-LCD12YC	95
HDFP-LCD12ZC	95
HDFP-LCD16YC	95
HDFP-LCD16ZC	95
HDFP-LCQ16AC	64
HDFP-LCQ16LC	64
HDFP-LCQ16QC	64
HDFP-LCQ24AC	64
HDFP-LCQ24BC	64
HDFP-LCQ24FC	64
HDFP-LCQ24GC	64
HDFP-LCQ24HC	64
HDFP-LCQ24JC	64
HDFP-LCQ24LC	64
HDFP-LCQ24MB	64

INDEX

H-K

HDFP-LCQ24QC	64
HDFP-MDC32AC	64
HDFP-MDC32LC	64
HDFP-MDC32QC	64
HDFP-MPA72CA	64
HDFP-MPA72ED	64
HDFP-MPA72FA	64
HDFP-MPA72GA	64
HDFP-MPA72LA	64
HDFP-MPA72LA	64
HDFP-MPA96CA	64
HDFP-MPA96FA	64
HDFP-MPA96LA	64
HDFP-SCD12AC	64
HDFP-SCD12CC	64
HDFP-SCD12LC	64
HDFP-SCD12QC	64
HDJ21DCA-XX	22
HDJ35ST	22
HDJ5E-XX	19
HDJ6-XX	19
HDJ625-XX	19
HDJ6A-XX	19
HDJ6A25-XX	19
HDJBL10-YY	19
HDJBL10-YY	19
HDJBL10-YY	22
HDJF-XX	22
HDJHCT	22
HDJHDMI-XX	22
HDJPCT-4PK	22
HDJS6	19
HDJS625	19
HDJS6A	19
HDJS6A25	19
HDJTJA20	19
HDJTJA20	22
HDJTJA20	23
HDPSC6A-5PK	35
HDPSC6A90-5PK	35
HDPUC65E-5PK	35
HDPUC6A-5PK	35
HDSMFC-24PS-00	61
HILOC-CRADLE-KIT	69
I	
INFC01U-M4-E	61
INFC01U-M8-E	67
INFC02U-M4-E	61
INFC02U-M8	67
INFC04U-M4-E	61
INFC04U-M8	67
Infinium Fiber Trunk Cable Assembly Configurator	83
Infinium Fiber Patch Cord Assembly Configurator	84
INSERTPPXXX	167
IPC603-00	47
IPC605-00	47
IPC607-00	47
IPC610-00	47
IPC615-00	47
IPC620-00	47
IPC625-00	47
IPJ5E	46
IPJ6	46
IPJ6A	46
IPK	151
J	
JP0606B	123
JP0612-6TB	123
JP0612B	123
JP1218-6TB	123
JP1218B	123
JP1824-6TB	123
JP1824B	123
JP5E6U	36
JP66U	36
K	
Keyed LC Connector Configurator	94
KS106S2-XX	33
KS106S4-XX	33
KS14ST	32
KS35ST	32
KS35STST	32
KS5E-XX	30
KS5EA-XX	30
KS6-XX	30
KS6A-XX	30
KSB10-XX	30
KSB10-XX	32
KSBNC	32
KSBNCW	32
KSBNC75	32
KSC5EA	32
KSC5EA	46
KSC6A	32
KSC6A	46
KSC6A-36	32
KSC6A-36	46
KSDS2-XX	33
KSDS3-XX	33
KSDS4-XX	33
KSFCN	32
KSFCNR	30
KSFP1-XX	33
KSFP12-XX	33
KSFP2-XX	33
KSFP3-XX	33
KSFP4-XX	33
KSFP6-XX	33
KSFP8-XX	33
KSFPR1-XX	33
KSFPR2-XX	33
KSFPR3-XX	33

INDEX

K-L

KSFPR4-XX	33
KSFPR6-XX	33
KSFTP6	31
KSFTP625	31
KSFTP6A	31
KSFTP6A25	31
KSFURN4-XX	34
KSHDMI	32
KSS2210	49
KSLC	30
KSSC	30
KSSMB1-XX	34
KSSMB2-XX	34
KSSMB4	34
KSSMB6	34
KSSS1	33
KSSS12	33
KSSS2	33
KSSS3	33
KSSS4	33
KSSS6	33
KSSS8	33
KSUSBAA	32
KSUSBAB	32
KT2J5E-XX	30
KT2J5E25-YY	30
KT2J6-XX	30
KT2J625-YY	30
KT2J6A-XX	30
KT2J6A25-YY	30
L	
L1-0101B2EAD0001M	90
L1-0101B2EAD0002F	90
L1-0101B2EAD0002M	90
L1-0101B2EAD0003F	90
L1-0101B2EAD0003M	90
L1-0101B2EAD0004F	90
L1-0101B2EAD0004M	90
L1-0101B2EAD0005F	90
L1-0101B2EAD0005M	90
L1-0101B2EAD0010F	90
L1-0101B2EAD0010M	90
L1-0101B2EAD0015F	90
L1-0101B2JYD0001M	89
L1-0101B2JYD0002F	89
L1-0101B2JYD0002M	89
L1-0101B2JYD0003F	89
L1-0101B2JYD0003M	89
L1-0101B2JYD0004F	89
L1-0101B2JYD0004M	89
L1-0101B2JYD0005F	89
L1-0101B2JYD0005M	89
L1-0101B2JYD0010F	89
L1-0101B2JYD0010M	89
L1-0101B2JYD0015F	89
L1-0102B2EAD0001F	90
L1-0102B2EAD0001M	90
L1-0102B2EAD0002F	90
L1-0102B2EAD0002M	90
L1-0102B2EAD0003F	90
L1-0102B2EAD0003M	90
L1-0102B2JYD0001F	89
L1-0102B2JYD0001M	89
L1-0102B2JYD0002F	89
L1-0102B2JYD0002M	89
L1-0102B2JYD0003F	89
L1-0102B2JYD0003M	89
L1-802JA2JYB0002F	59
L1-802JA2JYB0003F	59
L1-802JA2JYB0004F	59
L1-802JA2JYB0001M	59
L1-802JA2JYB0002M	59
L1-802JA2JYB0003M	59
L1-802JA2EAB0002F	59
L1-802JA2EAB0003F	59
L1-802JA2EAB0004F	59
L1-802JA2EAB0001M	59
L1-802JA2EAB0002M	59
L1-802JA2EAB0003M	59
L1-802JB2EAB0001M	90
L1-802JB2EAB0002F	90
L1-802JB2EAB0002M	90
L1-802JB2EAB0003F	90
L1-802JB2EAB0003M	90
L1-802JB2EAB0004F	90
L1-802JB2EAB0004M	90
L1-802JB2EAB0005F	90
L1-802JB2EAB0005M	90
L1-802JB2EAB0010F	90
L1-802JB2EAB0010M	90
L1-802JB2EAB0015F	90
L1-802JB2JYB0001M	89
L1-802JB2JYB0002F	89
L1-802JB2JYB0002M	89
L1-802JB2JYB0003F	89
L1-802JB2JYB0003M	89
L1-802JB2JYB0004F	89
L1-802JB2JYB0004M	89
L1-802JB2JYB0005F	89
L1-802JB2JYB0004M	89
L1-802JB2JYB0010F	89
L1-802JB2JYB0010M	89
L3-0101B2EAD1001M	88
L3-0101B2EAD1002F	88
L3-0101B2EAD1002M	88
L3-0101B2EAD1003F	88
L3-0101B2EAD1003M	88
L3-0101B2EAD1004F	88
L3-0101B2EAD1004M	88
L3-0101B2EAD1005F	88
L3-0101B2EAD1005M	88
L3-0101B2EAD1010F	88
L3-0101B2EAD1010M	88
L3-0101B2EAD1015F	88

INDEX

L-M

L3-0101B2JYD1001M	87
L3-0101B2JYD1002F	87
L3-0101B2JYD1002M	87
L3-0101B2JYD1003F	87
L3-0101B2JYD1003M	87
L3-0101B2JYD1004F	87
L3-0101B2JYD1004M	87
L3-0101B2JYD1005F	87
L3-0101B2JYD1005M	87
L3-0101B2JYD1010F	87
L3-0101B2JYD1010M	87
L3-0101B2JYD1015F	87
L3-0102B2EAD1001F	88
L3-0102B2EAD1001M	88
L3-0102B2EAD1002F	88
L3-0102B2EAD1002M	88
L3-0102B2EAD1003F	88
L3-0102B2EAD1003M	88
L3-0102B2JYD1001F	87
L3-0102B2JYD1001M	87
L3-0102B2JYD1002F	87
L3-0102B2JYD1002M	87
L3-0102B2JYD1003F	87
L3-0102B2JYD1003M	87
L3-802JB2EAB1002F	88
L3-802JB2EAB1003F	88
L3-802JB2EAB1004F	88
L3-802JB2EAB1005F	88
L3-802JB2EAB1010F	88
L3-802JB2EAB1015F	88
L3-802JB2EAB1001M	88
L3-802JB2EAB1002M	88
L3-802JB2EAB1003M	88
L3-802JB2EAB1004M	88
L3-802JB2EAB1005M	88
L3-802JB2EAB1010M	88
L3-802JB2JYB1002F	87
L3-802JB2JYB1003F	87
L3-802JB2JYB1004F	87
L3-802JB2JYB1005F	87
L3-802JB2JYB1010F	87
L3-802JB2JYB1015F	87
L3-802JB2JYB1001M	87
L3-802JB2JYB1002M	87
L3-802JB2JYB1003M	87
L3-802JB2JYB1004M	87
L3-802JB2JYB1005M	87
L3-802JB2JYB1010M	87
L4-0101B2EAD1001M	86
L4-0101B2EAD1002F	86
L4-0101B2EAD1002M	86
L4-0101B2EAD1003F	86
L4-0101B2EAD1003M	86
L4-0101B2EAD1004F	86
L4-0101B2EAD1004M	86
L4-0101B2EAD1005F	86
L4-0101B2EAD1005M	86
L4-0101B2EAD1010F	86
L4-0101B2EAD1010M	86
L4-0101B2EAD1015F	86
L4-3535B2QYD1001F	85
L4-3535B2QYD1002F	85
L4-3535B2QYD1002F	85
L4-3535B2QYD1003F	85
L4-3535B2QYD1003F	85
L4-3535B2QYD1004F	85
L4-3535B2QYD1004F	85
L4-3535B2QYD1005F	85
L4-3535B2QYD1005F	85
L4-3535B2QYD1010F	85
L4-3535B2QYD1010F	85
L4-3535B2QYD1015F	85
LM2-LC12H	80
LM2-LC12J	80
LM2-LC12J-1A2UN	80
LM2-LC24H	80
LM2-LC24J	80
LM2-LC24J-2A2UN	80
LM4-LA12J-1A2UN	65
LM4-LA24J-3C1UN	65
LM4-LA24J-3C2UN	65
LM4-LC12H	65
LM4-LC12H-1A1UN	65
LM4-LC12H-1A4UN	65
LM4-LC12J	65
LM4-LC12J-1A2UN	65
LM4-LC12J-1A3UN	65
LM4-LC12W	65
LM4-LC24H	65
LM4-LC24H-2A1UN	65
LM4-LC24H-2A4UN	65
LM4-LC24H-3C1UN	65
LM4-LC24H-3C3UN	65
LM4-LC24J	65
LM4-LC24J-1A2H1	65
LM4-LC24J-1A3H1	65
LM4-LC24J-2A2UN	65
LM4-LC24J-2A3UN	65
LM4-LC24J-3C1UN	65
LM4-LC24J-3C2UN	65
LM4-LC24W	65
LM8-LA08J	68
LM8-LC08H	68
LM8-LC08H-1C1UN	68
LM8-LC08H-1C4UN	68
LM8-LC08J	68
LM8-LC08J-1C2UN	68
LM8-LC08J-1C3UN	68
LM8-LC08W	68
LMH-LA08J-1C2UN	74
LMH-LC08H	74
LMH-LC08H-1C1UN	74
LMH-LC08H-1C4UN	74
LMH-LC08J	74

INDEX

M-M

LMH-LC08J-1C2UN	74
LMH-LC08W	74
LMH-LC12H	74
LMH-LC12H-1A1UN	74
LMH-LC12H-1A4UN	74
LMH-LC12J	74
LMH-LC12J-1A2UN	74
LMH-LC12J-1A3UN	74
LMH-LC12W	74
M	
M2LCD12-091A1R	81
M2LCD12-091A1S	81
M2LCD12-09A1A1R	81
M2LCD12-09A1A1S	81
M2LCD12-50E1A1R	81
M2LCD12-50E1A1S	81
M2LCD12-50E3A1R	81
M2LCD12-50E3A1S	81
M2LCQ24-091A1R	81
M2LCQ24-091A1S	81
M2LCQ24-09A1A1R	81
M2LCQ24-09A1A1S	81
M2LCQ24-50E1A1R	81
M2LCQ24-50E1A1S	81
M2LCQ24-50E3A1R	81
M2LCQ24-50E3A1S	81
M2S1108LA092M	82
M2S1108SA092M	82
M2S1116LA092M	82
M2S1116SA092M	82
M2S1132LA092M	82
M2S1132SA092M	82
M2S1216SA092M	82
M2S2108LA092M	82
M2S2108SA092M	82
M2S2116LA092M	82
M2S2116SA092M	82
M2S2132LA092M	82
M2S2132SA092M	82
M2SCD12-091A1R	81
M2SCD12-091A1S	81
M2SCD12-09A1A1R	81
M2SCD12-09A1A1S	81
M2SCD12-50E1A1R	81
M2SCD12-50E1A1S	81
M2SCD12-50E3A1R	81
M2SCD12-50E3A1S	81
M4LAD12-09R1A1	66
M4LAD12-09S1A1	66
M4LAQ24-09R1A1	66
M4LAQ24-09S1A1	66
M4LCD12-09R1A1	66
M4LCD12-09R2A1	66
M4LCD12-09R3A1	66
M4LCD12-09S1A1	66
M4LCD12-09S2A1	66
M4LCD12-09S3A1	66
M4LCD12-50ER1A1	66
M4LCD12-50ER3A1	66
M4LCD12-50ER4A1	66
M4LCD12-50ES3A1	66
M4LCD12-50ES4A1	66
M4LCD12-50WR4A1	66
M4LCD12-50WS4A1	66
M4LCQ24-09R1A1	66
M4LCQ24-09R2A1	66
M4LCQ24-09R3A1	66
M4LCQ24-09S1A1	66
M4LCQ24-09S2A1	66
M4LCQ24-09S3A1	66
M4LCQ24-50ER3A1	66
M4LCQ24-50ER4A1	66
M4LCQ24-50ES1A1	66
M4LCQ24-50ES3A1	66
M4LCQ24-50ES4A1	66
M4LCQ24-50WR4A1	66
M4LCQ24-50WS4A1	66
M4MAE24-09A2K1	65
M4MAE24-09A3K1	65
M4MAE24-09B2K1	65
M4MAE24-09B3K1	65
M4MAE24-50EA3K1	65
M4MAE24-50EB3K1	65
M4MAE24-50WA4K1	65
M4MAE24-50WB4K1	65
M4MAE48-09A2K1	65
M4MAE48-09A3K1	65
M4MAE48-09B2K1	65
M4MAE48-09B3K1	65
M4MAE48-50EA3K1	65
M4MAE48-50EB3K1	65
M4MAE48-50WA4K1	65
M4MAE48-50WB4K1	65
M4MBE48-09B2K1	65
M4MBE48-09B3K1	65
M4MBE48-50EA3K1	65
M4MBE48-50WA4K1	65
M4S1108SA091M	82
M4S1108SA092M	82
M4S1116SA091M	82
M4S1116SA092M	82
M4S1132SA091M	82
M4S1132SA092M	82
M4S1216SA091M	82
M4S1216SA092M	82
M4S2132SA091M	82
M4S2132SA092M	82
M4SAD12-09R1A1	66
M4SAD12-09S1A1	66
M4SCD12-09R1A1	66
M4SCD12-09S1A1	66
M4SCD12-50ER1A1	66
M4SCD12-50ER3A1	66
M4SCD12-50ER4A1	66

INDEX

M-M

M4SCD12-50ES3A1	66
M4SCD12-50WR4A1	66
MC5E03-00	39
MC5E03-02	39
MC5E03-03	39
MC5E03-04	39
MC5E03-05	39
MC5E03-06	39
MC5E03-07	39
MC5E03-08	39
MC5E03-09	39
MC5E05-00	39
MC5E05-02	39
MC5E05-03	39
MC5E05-04	39
MC5E05-05	39
MC5E05-06	39
MC5E05-07	39
MC5E05-08	39
MC5E05-09	39
MC5E07-00	39
MC5E07-02	39
MC5E07-03	39
MC5E07-04	39
MC5E07-05	39
MC5E07-06	39
MC5E07-07	39
MC5E07-08	39
MC5E07-09	39
MC5E09-00	39
MC5E09-02	39
MC5E09-03	39
MC5E09-04	39
MC5E09-05	39
MC5E09-06	39
MC5E09-07	39
MC5E09-08	39
MC5E09-09	39
MC5E15-00	39
MC5E15-02	39
MC5E15-03	39
MC5E15-04	39
MC5E15-05	39
MC5E15-06	39
MC5E15-07	39
MC5E15-08	39
MC5E15-09	39
MC5E20-00	39
MC5E20-02	39
MC5E20-03	39
MC5E20-04	39
MC5E20-05	39
MC5E20-06	39
MC5E20-07	39
MC5E20-08	39
MC5E20-09	39
MC5EYY-XX	38
MC603-00	39
MC603-02	39
MC603-03	39
MC603-04	39
MC603-05	39
MC603-06	39
MC603-07	39
MC603-08	39
MC603-09	39
MC605-00	39
MC605-02	39
MC605-03	39
MC605-04	39
MC605-05	39
MC605-06	39
MC605-07	39
MC605-08	39
MC605-09	39
MC607-00	39
MC607-02	39
MC607-03	39
MC607-04	39
MC607-05	39
MC607-06	39
MC607-07	39
MC607-08	39
MC607-09	39
MC609-00	39
MC609-02	39
MC609-03	39
MC609-04	39
MC609-05	39
MC609-06	39
MC609-07	39
MC609-08	39
MC609-09	39
MC615-00	39
MC615-02	39
MC615-03	39
MC615-04	39
MC615-05	39
MC615-06	39
MC615-07	39
MC615-08	39
MC615-09	39
MC620-00	39
MC620-02	39
MC620-03	39
MC620-04	39
MC620-05	39
MC620-06	39
MC620-07	39
MC620-08	39
MC620-09	39
MC625-00	39
MC625-02	39
MC625-03	39

INDEX

M-M

MC625-04	39
MC625-05	39
MC625-06	39
MC625-07	39
MC625-08	39
MC625-09	39
MC657605-10FT	47
MC657605-15FT	47
MC657605-20FT	47
MC6A03-00	39
MC6A03-02	39
MC6A03-03	39
MC6A03-04	39
MC6A03-05	39
MC6A03-06	39
MC6A03-07	39
MC6A03-08	39
MC6A03-09	39
MC6A05-00	39
MC6A05-02	39
MC6A05-03	39
MC6A05-04	39
MC6A05-05	39
MC6A05-06	39
MC6A05-07	39
MC6A05-08	39
MC6A05-09	39
MC6A07-00	39
MC6A07-02	39
MC6A07-03	39
MC6A07-04	39
MC6A07-05	39
MC6A07-06	39
MC6A07-07	39
MC6A07-08	39
MC6A07-09	39
MC6A09-00	39
MC6A09-02	39
MC6A09-03	39
MC6A09-04	39
MC6A09-05	39
MC6A09-06	39
MC6A09-07	39
MC6A09-08	39
MC6A09-09	39
MC6A15-00	39
MC6A15-02	39
MC6A15-03	39
MC6A15-04	39
MC6A15-05	39
MC6A15-06	39
MC6A15-07	39
MC6A15-08	39
MC6A15-09	39
MC6A20-00	39
MC6A20-02	39
MC6A20-03	39
MC6A20-04	39
MC6A20-05	39
MC6A20-06	39
MC6A20-07	39
MC6A20-08	39
MC6A20-09	39
MC6A25-00	39
MC6A25-02	39
MC6A25-03	39
MC6A25-04	39
MC6A25-05	39
MC6A25-06	39
MC6A25-07	39
MC6A25-08	39
MC6A25-09	39
MC6AYY-XX	38
MC6YY-XX	38
MCS603-02	39
MCS603-06	39
MCS603-08	39
MCS605-00	39
MCS605-02	39
MCS605-08	39
MCS607-00	39
MCS607-02	39
MCS607-06	39
MCS607-08	39
MCS609-00	39
MCS609-02	39
MCS609-08	39
MCS615-02	39
MCS615-08	39
MCS620-02	39
MCS620-08	39
MCS6A03-02	40
MCS6A03-04	40
MCS6A03-06	40
MCS6A03-08	40
MCS6A03-09	40
MCS6A05-02	40
MCS6A05-04	40
MCS6A05-06	40
MCS6A05-08	40
MCS6A05-09	40
MCS6A07-00	40
MCS6A07-02	40
MCS6A07-04	40
MCS6A07-06	40
MCS6A07-08	40
MCS6A07-09	40
MCS6A09-00	40
MCS6A09-02	40
MCS6A09-04	40
MCS6A09-06	40
MCS6A09-08	40
MCS6A09-09	40
MCS6A15-00	40

INDEX

M-M

MCS6A15-02	40
MCS6A15-04	40
MCS6A15-06	40
MCS6A15-08	40
MCS6A15-09	40
MCS6A20-02	40
MCS6A20-04	40
MCS6A20-06	40
MCS6A20-08	40
MCS6AYY-XX	38
MCS6YY-XX	38
MCT810	149
MCT840	149
MM201224CN	145
MM20706-X	110
MM20710-X	110
MM20716-X	110
MM2072132DAB12-X	111
MM2072132DAB38-X	111
MM2072438-X	110
MM20724-X	110
MM2073038-X	110
MM20730-X	110
MM20730ADJ12-X	113
MM20730ADJ38-X	113
MM20730FXD12-X	112
MM20730FXD38-X	112
MM2073142DAB12-X	111
MM2073142DAB38-X	111
MM20736ADJ12-X	113
MM20736ADJ38-X	113
MM20742ADJ12-X	113
MM20742ADJ38-X	113
MM207ADJABR-X	113
MM207RKADJ12-X	113
MM207RKADJ38-X	113
MM207VCMP-X	112
MM20810-X	110
MM20816-X	110
MM2082132DAB12-X	111
MM2082132DAB38-X	111
MM2082438-X	110
MM20824-X	110
MM20830-X	110
MM2083038-X	110
MM20830ADJ12-X	113
MM20830ADJ38-X	113
MM20830FXD12-X	112
MM20830FXD38-X	112
MM2083142DAB12-X	111
MM2083142DAB38-X	111
MM20836ADJ12-X	113
MM20836ADJ38-X	113
MM20842ADJ12-X	113
MM20842ADJ38-X	113
MM208ADJABR-X	113
MM208DAB2132-X	111
MM208DAB3142-X	111
MM208RKADJ12-X	113
MM208RKADJ38-X	113
MM208VCMP-X	112
MM20ABL71610-B	116
MM20ABL71612-B	116
MM20ABL72410-B	116
MM20ABL72412-B	116
MM20ABL73010-B	116
MM20ABL73012-B	116
MM20ABL81612-B	116
MM20ABL82412-B	116
MM20ABL83012-B	116
MM20BDC06-X	121
MM20BDC10-X	120
MM20BDC16-X	120
MM20BDC24-X	120
MM20BDC30-X	120
MM20BLC-B	117
MM20BLC-W	117
MM20CMD7-B	117
MM20CMD7-W	117
MM20CMR3-X	118
MM20CMR6-X	118
MM20CMS10-X	118
MM20CMS6-X	118
MM20CRB06-X	119
MM20CRB10-X	119
MM20CRB1624-X	119
MM20CRB16-X	119
MM20CRB24-X	119
MM20CRB30-X	119
MM20CRB4PRU-X	119
MM20CRB4PU-X	119
MM20CRB6H06-X	119
MM20CRB6H10-X	119
MM20CRB6H1624-X	119
MM20CRB6H16-X	119
MM20CRB6H24-X	119
MM20CRB6H30-X	119
MM20CRB6H4PRU-X	119
MM20CRB6H4PU-X	119
MM20CT4RUK-X	119
MM20CT4RU-X	119
MM20CTB06-X	120
MM20CTB10-X	120
MM20CTB1624-X	120
MM20CTB16-X	120
MM20CTB24-X	120
MM20CTB30-X	120
MM20CTB4PRU-X	120
MM20CTB4PU-X	120
MM20CTB6H06-X	120
MM20CTB6H10-X	120
MM20CTB6H1624-X	120
MM20CTB6H16-X	120
MM20CTB6H24-X	120

INDEX

M-O

MM20CTB6H30-X	120
MM20CTB6H4PRU-X	120
MM20CTB6H4PU-X	120
MM20EP706-X	121
MM20EP710-X	121
MM20EP716-X	121
MM20EP724-X	121
MM20EP730-X	121
MM20EP736-X	121
MM20EP742-X	121
MM20EP810-X	121
MM20EP816-X	121
MM20EP824-X	121
MM20EP830-X	121
MM20EP836-X	121
MM20EP842-X	121
MM20EPN706-X	121
MM20EPN710-X	121
MM20EPN716-X	121
MM20EPN724-X	121
MM20EPN730-X	121
MM20EPN736-X	121
MM20EPN742-X	121
MM20EPN810-X	121
MM20EPN816-X	121
MM20EPN824-X	121
MM20EPN830-X	121
MM20EPN836-X	121
MM20EPN842-X	121
MM20EPS-X	122
MM20ESB06-X	118
MM20ESB16-X	118
MM20ESB24-X	118
MM20ESB30-X	118
MM20HEXGD-B	117
MM20HEXGD-W	117
MM20HMF2RU-X	116
MM20HMF2RUAB-M	116
MM20HMF4RU-X	116
MM20HMF4RUAB-M	116
MM20HMZRU06-X	115
MM20HMZRU10-X	115
MM20HMZRU12-X	115
MM20HMZRU19-X	115
MM20PDUMB1D1W-X	122
MM20PDUMB1D2W-X	122
MM20PDUMB2D1W-X	122
MM20PDUMB2D2W-X	122
MM20PDUMBFT1W-X	122
MM20PDUMBFT2W-X	122
MM20PDUMBVM1W-X	122
MM20PDUMBVM2W-X	122
MM20UCT2X2-B	117
MM20UCT2X2-W	117
MM20VMD706-X	114
MM20VMD710-X	114
MM20VMD712-X	114
MM20VMD7FC-X	114
MM20VMD806-X	114
MM20VMD810-X	114
MM20VMD812-X	114
MM20VMD8FC-X	114
MM20VMDSK-B	114
MM20VMDSK-W	114
MM20VML704-X	115
MM20VML706-X	115
MM20VMS704-X	115
MM20VMS706-X	115
MM20VMS710-X	115
MM20WFE-B	118
MM20WFE-W	118
MM6HM62RU-X	126
MM6HM82RU-X	126
MM6HMF1RU-X	126
MM6HMF2RU-X	126
MM6HMF4RU-X	126
MMIPK-X	151
MMOHR-2RU-X	142
MMOHR-3RU-X	142
MMOHR-4RU-X	142
MMOHR-5RU-X	142
MMOHR-6RU-X	142
MMOHR-7RU-X	142
MMOHR-8RU-X	142
O	
OFP-AAE24AC	58
OFP-AAE24LC	58
OFP-AAE24QC	58
OFP-AAE48AC	58
OFP-AAE48LC	58
OFP-AAE48QC	58
OFP-BLANK	79
OFP-LCD08AC	79
OFP-LCD08LC	79
OFP-LCD12AC	79
OFP-LCD12BC	79
OFP-LCD12CC	79
OFP-LCD12GC	79
OFP-LCD12IC	79
OFP-LCD12LC	79
OFP-LCD12MB	79
OFP-LCD12PC	79
OFP-LCD12YC	95
OFP-LCD12ZC	95
OFP-LCD16YC	95
OFP-LCD16ZC	95
OFP-LCD24YC	95
OFP-LCD24ZC	95
OFP-LCQ16AC	79
OFP-LCQ16LC	79
OFP-LCQ24AC	79
OFP-LCQ24CC	79
OFP-LCQ24GC	79
OFP-LCQ24IC	79

INDEX

O-P

OFP-LCQ24JC	79
OFP-LCQ24LC	79
OFP-LCQ24MB	79
OFP-LCQ24PC	79
OFP-MPA72CA	79
OFP-MPA72LA	79
OFP-MPA72MA	79
OFP-MPA96CA	79
OFP-MPA96LA	79
OFP-MPA96MA	79
OFP-SCD06AC	79
OFP-SCD06CC	79
OFP-SCD06LC	79
OFP-SCD06MB	79
OFP-SCD08AC	79
OFP-SCD08LC	79
OFP-SCD08MB	79
OFP-SCD12AC	79
OFP-SCD12CC	79
OFP-SCD12LC	79
OFP-SCD12MB	79
OFP-SCS06AC	79
OFP-SCS06CC	79
OFP-SCS06LC	79
OFP-SCS06MB	79
OFP-STD08AC	79
OFP-STD08LC	79
OFP-STD08MB	79
OFP-STD12AC	79
OFP-STD12LC	79
OFP-STD12MB	79
OTDOFAS	167
P	
P128040HB	157
P128240HB	157
P128440HB	157
P128640HB	157
P139240HB	157
P139340HB	157
P139540HB	157
P139740HB	157
P400298HB	158
P406395H	159
P429503H	158
P820127H	155
P820127HA	155
P820127HAB	155
P820127HB	155
P820147H	155
P820147HB	155
P820287H	155
P820287HB	155
P820327H	155
P820327HB	155
P820477H	158
P820477HB	158
P820527HB	156
P820547H	159
P820667HB	158
P820827HB	157
P982078HB	157
P987523H	159
P987524H	159
P987527H	159
P987527HB	159
P987528H	159
P987645H	159
PCG4W-B	156
PCHXXXXXXXXXXX	51
PCSXXXXXXXXXXX	51
PHA5E6U24	28
PHA5E6U24-W	28
PHA5E6U48	28
PHA5E6U48-W	28
PHA66U24	28
PHA66U24-W	28
PHA66U48	28
PHA66U48-W	28
PHA6AU24	29
PHA6AU24-W	29
PHA6AU48	29
PHA6AU48-W	29
PHAFMU48	71
PHAHDJSU24	21
PHAHDJSU24-W	21
PHAHDJSU48	21
PHAHDJSU48-W	21
PHAHJU24	20
PHAHJU24	71
PHAHJU24-W	20
PHAHJU24-W	71
PHAHJU48	20
PHAHJU48	71
PHAHJU48-W	20
PHAHJU48-W	71
PHAHJU72	20
PHAHJU72	71
PHAHJU72-W	20
PHAHJU72-W	71
PHATKSU24	31
PHATKSU48	31
PHD5E6U24	28
PHD5E6U24-W	28
PHD5E6U48	28
PHD66U24	28
PHD66U24-W	28
PHD66U48	28
PHD66U48-W	28
PHD66U96	28
PHD6AU24	29
PHD6AU24-W	29
PHD6AU48	29
PHD6AU48-W	29
PHDFMU48	20

INDEX

P-Q

PHDFMU48	71
PHDHDJSU24	21
PHDHDJSU24-W	21
PHDHDJSU48	21
PHDHDJSU48-W	21
PHDHJU24	20
PHDHJU24	71
PHDHJU24-W	20
PHDHJU24-W	71
PHDHJU48	20
PHDHJU48	71
PHDHJU48-W	20
PHDHJU48-W	71
PHDHJU72	20
PHDHJU72	71
PHDHJU72-W	20
PHDHJU72-W	71
PHDTKSU24	31
PHDTKSU48	31
PHMC1RU	126
PHMC2RU	126
PMDC-01U-A	70
PMDC-01U-L	70
PMP5E1289	29
PMP5E12H	29
PMP61289	29
PMP612H	29
PPCA610U24	53
PPCA610U48	53
PPCA66U24	53
PPCA66U48	53
PPCF610U24	53
PPCF610U48	53
PPCF66U24	53
PPCF66U48	53
PRHXXXXXXXXXX	52
PRSXXXXXXXXX	52
PRTICON-XX	19
PRTICON-XX	22
PRTICON-XX	30
PRTICON-XX	30
PS-1224CN	143
PS-1224CN	145
PSAHDJSU48	21
PSAHDJSU48-W	21
PSAHJU48	20
PSAHJU48-W	20
PSD5E6U12	28
PSD5E6U24	28
PSD66U12	28
PSD66U24	28
PSD66U48	28
PSDHDJSU48	21
PSDHDJSU48-W	21
PSDHJU48	20
PSDHJU48	72
PSDHJU48-W	20
PSDHJU48-W	72
PS-M6X1CN	145
PW5EPYYDB-XX	40
PW5ERYYDB-XX	40
PW5EPYYSB-XX	40
PW5ERYYSB-XX	40
Q	
Q1E1EB10S7EMM8125F	83
Q7171B10S7OMM8125F	83
QCC-A454-02F1-001	45
QCC-A454-02F1-002	45
QCC-A454-02F1-003	45
QCC-A454-02F1-004	45
QCC-A454-02F1-005	45
QCC-A454-02F1-006	45
QCC-A454-02F1-007	45
QCC-A454-02F1-008	45
QCC-A454-02F1-009	45
QCC-A454-02F1-010	45
QCC-A454-02F1-014	45
QCC-A454-02F1-015	45
QCC-A454-02F1-020	45
QCC-A454-02F1-025	45
QCC-A454-02F1-030	45
QCC-A454-02F1-035	45
QCC-A454-02F1-6IN	45
QCC-A454-02F3-001	45
QCC-A454-02F3-002	45
QCC-A454-02F3-003	45
QCC-A454-02F3-004	45
QCC-A454-02F3-005	45
QCC-A454-02F3-006	45
QCC-A454-02F3-007	45
QCC-A454-02F3-008	45
QCC-A454-02F3-010	45
QCC-A454-02F3-012	45
QCC-A454-02F3-014	45
QCC-A454-02F3-015	45
QCC-A454-02F3-020	45
QCC-A454-02F3-025	45
QCC-A454-02F3-030	45
QCC-A454-02F3-035	45
QCC-A454-02F3-6IN	45
QCC-A454-02F6-001	45
QCC-A454-02F6-002	45
QCC-A454-02F6-003	45
QCC-A454-02F6-004	45
QCC-A454-02F6-005	45
QCC-A454-02F6-006	45
QCC-A454-02F6-007	45
QCC-A454-02F6-008	45
QCC-A454-02F6-009	45
QCC-A454-02F6-010	45
QCC-A454-02F6-012	45
QCC-A454-02F6-015	45
QCC-A454-02F6-020	45
QCC-A454-02F6-025	45

INDEX

Q-R

QCC-A454-02F6-030	45
QCC-A454-02F6-035	45
QCC-A454-02F6-6IN	45
QCC-A454-02F7-001	45
QCC-A454-02F7-002	45
QCC-A454-02F7-005	45
QCC-A454-02F7-007	45
QCC-A454-02F7-008	45
QCC-A454-02F7-009	45
QCC-A454-02F7-010	45
QCC-A454-02F7-012	45
QCC-A454-02F7-014	45
QCC-A454-02F7-015	45
QCC-A454-02F7-020	45
QCC-A454-02F7-025	45
QCC-A454-02F7-030	45
QCC-A454-02F7-035	45
QCC-A454-02F7-6IN	45
QCC-A454-02F9-001	45
QCC-A454-02F9-003	45
QCC-A454-02F9-004	45
QCC-A454-02F9-005	45
QCC-A454-02F9-006	45
QCC-A454-02F9-007	45
QCC-A454-02F9-008	45
QCC-A454-02F9-009	45
QCC-A454-02F9-010	45
QCC-A454-02F9-014	45
QCC-A454-02F9-015	45
QCC-A454-02F9-025	45
QCC-A454-02F9-030	45
QCC-A454-02F9-035	45
QCC-A454-02F9-6IN	45
QSOHR-2RU-X	143
QSOHR-3RU-X	143
QSOHR-4RU-X	143
QSOHR-5RU-X	143
QSOHR-6RU-X	143
QSOHR-7RU-X	143
QSOHR-8RU-X	143
QSOHR-CRB-X	143
QSOHR-RMK-X	143
QVMD706	124
QVMD710	124
QVMDCRK	124
QVMDERSB	124
QVMS706	124
QVMS710	124
R	
RADT90KIT	164
RCBK-6	158
RDC603-00	40
RDC603-02	40
RDC603-03	40
RDC603-04	40
RDC603-05	40
RDC603-06	40
RDC603-08	40
RDC603-09	40
RDC605-00	40
RDC605-02	40
RDC605-03	40
RDC605-04	40
RDC605-05	40
RDC605-06	40
RDC605-09	40
RDC607-00	40
RDC607-02	40
RDC607-03	40
RDC607-04	40
RDC607-05	40
RDC607-06	40
RDC607-08	40
RDC607-09	40
RDC609-00	40
RDC609-02	40
RDC609-03	40
RDC609-04	40
RDC609-05	40
RDC609-06	40
RDC609-08	40
RDC609-09	40
RDC61003-00	40
RDC61003-02	40
RDC61003-03	40
RDC61003-04	40
RDC61003-05	40
RDC61003-06	40
RDC61003-08	40
RDC61003-09	40
RDC61005-00	40
RDC61005-02	40
RDC61005-03	40
RDC61005-04	40
RDC61005-05	40
RDC61005-06	40
RDC61005-09	40
RDC61007-00	40
RDC61007-02	40
RDC61007-03	40
RDC61007-04	40
RDC61007-05	40
RDC61007-06	40
RDC61007-08	40
RDC61007-09	40
RDC61009-00	40
RDC61009-02	40
RDC61009-03	40
RDC61009-04	40
RDC61009-05	40
RDC61009-06	40
RDC61009-08	40
RDC61009-09	40
RDC61020-00	40

INDEX

R-T

RDC61020-02	40
RDC61020-03	40
RDC61020-04	40
RDC61020-05	40
RDC61020-06	40
RDC61020-08	40
RDC61020-09	40
RDC610YY-XX	38
RDC615-00	40
RDC615-02	40
RDC615-03	40
RDC615-04	40
RDC615-05	40
RDC615-06	40
RDC615-08	40
RDC615-09	40
RDC620-00	40
RDC620-02	40
RDC620-03	40
RDC620-04	40
RDC620-05	40
RDC620-06	40
RDC620-08	40
RDC620-09	40
RDC6YY-XX	38
RECBK-12B	154
RECBK-18B	154
RECBK-24B	154
RECBK-6B	154
REK-2-3	158
REK-4-6	158
RFP01U	77
RFP02U	77
RFPA01U	77
RFPA01U-A	78
RFPA02U	77
RFPA02U-A	78
RFPAHD01UA	63
RFPAHD02U	62
RFPHD01U	62
RFPHD02U	62
RMS011164SA09	82
RRJC-S	123
RRJC-T	123
RU-1224CN	145
S	
S215E00-XX	48
S21600-XX	48
S21HDJ10-YY	22
S21HDJ10-YY	49
S21RJ25	49
S21RJ61	49
S225E00-XX	48
S22600-XX	48
S22HDJ10-YY	22
S22HDJ10-YY	49
S22RJ25	49
SC5EPYYDB-XX	43
SC5ERYYDB-XX	43
SC6APYYDB-XX	43
SC6ARYYDB-XX	43
SC6PYYDB-XX	43
SC6RYYDB-XX	43
SHMC1RU	126
SHMC2RU	126
SHMC3RU	126
SHMC4RU	126
SMBDIN	46
SP5EU24	34
SP5EU48	34
SP6AU24	34
SP6AU48	34
SP6U24	34
SP6U48	34
SPA5EU24	34
SPA5EU48	34
SPA6AU24	34
SPA6AU48	34
SPA6U24	34
SPA6U48	34
SPAKFU24	31
SPAKFU48	31
SPAKSU24	31
SPAKSU48	31
SPKFBU24	31
SPKFBU24-W	31
SPKFBU48	31
SPKFBU48-W	31
SPKFU24	31
SPKFU48	31
SPKSU24	31
SPKSU48	31
SVMS704	125
SVMS706	125
SVMS804	125
SVMS806	125
SWK	164
SWM12RUPD-26-26	134
SWM12RUPL-26-26	134
SWM12RUSD-26-26	134
SWM18RUPD-26-26	134
SWM18RUPL-26-26	134
SWM18RUSD-26-26	134
SWM26RUPD-26-26	134
SWM26RUPL-26-26	134
SWM26RUSD-26-26	134
SWMCASKT	135
SWMFSK	135
SWMHMBM12	135
SWMPDU12RU	135
SWMPDU18RU	135
SWMPDU26RU	135
SWMR12RUPD-26-26	134
SWMR12RUPL-26-26	134

INDEX

T-Z

SWMR12RUSD-26-26	134
SWMR18RUPD-26-26	134
SWMR18RUPL-26-26	134
SWMR18RUSD-26-26	134
SWMR26RUPD-26-26	134
SWMR26RUPL-26-26	134
SWMR26RUSD-26-26	134
SWMRK12RU	135
SWMRK18RU	135
SWMRK26RU	135
SWMRRCVR	135
SWMVFK12RU	135
SWMVFK18RU	135
SWMVFK26RU	135
T	
TJ5E00-XX	23
TJ5E45-YY	23
TJ600-XX	23
TJ645-YY	23
TJ6A-XX	23
TJS5E00	24
TJS600	24
TJS6A	24
TJSN6-XX	53
TJSN6A-XX	53
TJSNIC-53	53
TRP11-CM	156
TRP17-CM	156
TRP5-CM	156
TRP8-CM	156
TRP8-S	156
TRT10-12B	152
TRT10-18B	152
TRT10-24B	152
TRT10-6B	152
TRTC-12B	153
TRTC-18B	153
TRTC-24B	153
TRTC-6B	153
TRTCI-12B	154
TRTCI-18B	154
TRTCI-24B	154
TRTCI-6B	154
TRTHR-12B	153
TRTHR-18B	153
U	
U5555B10S7EMM8125F	83
U6363B10S7JMM8125F	83
UDO12	167
UDO18	167
UDO24	167
UDO8	167
URT10-12B	153
URT10-18B	153
URT10-24B	153
URT10-6B	153
V	
VC603-09	43
VC605-08	43
VC607-09	43
VC609-08	43
VC609-09	43
VC615-09	43
VC625-09	43
VO-84-T3E	125
VO-84-T6E	125
VWMBGK	137
VWMBPLL	137
VWMFD-4RU-36-B	136
VWMFD-8RU-36-B	136
VWMFDLL-36F-42S	137
VWMFDLL-36S	137
VWMFK-115	137
VWMFKS-115	137
VWMFK-12VDC	137
VWMFK-220	137
VWMGR-30	137
VWM-PIV-2RU	136
VWM-PIV-4RU	136
VWM-RR-4RU	136
VWM-RR-8RU	136
VWMSD-4RU-36-B	136
VWMSD-4RU-42-B	136
VWMSD-8RU-36-B	136
VWMSD-8RU-42-B	136
VWM-ZRU-B	137
W	
WMBV2U	141
WMBV3U	141
WMBV4U	141
WMRF-15-12	140
WMRF-15-18	140
WMRF-30-12	140
WMRF-30-18	140
WMRF-8-12	140
WMRF-8-18	140
WQS-01P	76
WQS-02P	76
WQS-04P	76
WQS-STB	76
WRTRT-12B	156
Z	
Z4-RR-WC	146

INDEX

GLOBAL OFFERING

Copper Solutions

PART NO.	PAGE
HDJ5E-78	19
HDJ6-00	19
HDJ6-36	19
HDJ6-44	19
HDJ6-88	19
HDJ6A-00	19
HDJ6A-36	19
HDJ6A-44	19
HDJBL10-00	19
HDJS625	19
HDJS6A25	19

Fiber Solutions

PART NO.	PAGE
HD8FP-LCQ08AC	68
HD8FP-LCQ08CC	68
HD8FP-LCQ08LC	68
HD8FP-LCQ08QC	68
HD8FP-MPANAAA	68
HD8FP-MPANACA	68
HD8FP-MPANAED	68
HD8FP-MPANAFD	68
HD8FP-MPANALA	68
HD8FP-MPANAMA	68
HDFP-BLANK	64
HDFP-LCD08AC	64
HDFP-LCD08LC	64
HDFP-LCD08QC	64
HDFP-LCD12AC	64
HDFP-LCD12CC	64
HDFP-LCD12LC	64
HDFP-LCD12MB	64
HDFP-LCD12QC	64
HDFP-LCQ16AC	64
HDFP-LCQ16LC	64
HDFP-LCQ16QC	64
HDFP-LCQ24AC	64
HDFP-LCQ24BC	64
HDFP-LCQ24FC	64
HDFP-LCQ24GC	64
HDFP-LCQ24HC	64
HDFP-LCQ24JC	64
HDFP-LCQ24LC	64
HDFP-LCQ24MB	64
HDFP-LCQ24QC	64
HDFP-MDC32AC	64
HDFP-MDC32CC	64
HDFP-MDC32LC	64
HDFP-MDC32QC	64
HDFP-MPA72CA	64
HDFP-MPA72ED	64
HDFP-MPA72FA	64
HDFP-MPA72GA	64
HDFP-MPA72LA	64
HDFP-MPA96CA	64
HDFP-MPA96FA	64
HDFP-MPA96LA	64
HDFP-SCD12AC	64
HDFP-SCD12CC	64
HDFP-SCD12LC	64
HDFP-SCD12QC	64
INFC01U-M4-E	61
INFC01U-M8	67
INFC02U-M4-E	61
INFC02U-M8	67
INFC04U-M4-E	61
INFC04U-M8	67
Infinium Fiber Trunk Cable Assembly Configurator	83
Infinium Fiber Patch Cord Assembly Configurator	84
Keyed LC Connector Configurator	94
LM4-LA12J-1A2UN	65
LM4-LA24J-3C1UN	65
LM4-LA24J-3C2UN	65
LM4-LC12H	65
LM4-LC12H-1A1UN	65
LM4-LC12H-1A4UN	65
LM4-LC12J	65
LM4-LC12J-1A2UN	65
LM4-LC12J-1A3UN	65
LM4-LC12W	65
LM4-LC24H	65
LM4-LC24H-2A1UN	65
LM4-LC24H-2A4UN	65
LM4-LC24H-3C1UN	65
LM4-LC24H-3C3UN	65
LM4-LC24J	65
LM4-LC24J-1A2H1	65
LM4-LC24J-1A3H1	65
LM4-LC24J-2A2UN	65
LM4-LC24J-2A3UN	65
LM4-LC24J-3C1UN	65
LM4-LC24J-3C2UN	65
LM4-LC24W	65
LM8-LA08J	68
LM8-LC08H	68
LM8-LC08H-1C1UN	68
LM8-LC08H-1C4UN	68
LM8-LC08J	68
LM8-LC08J-1C2UN	68
LM8-LC08J-1C3UN	68
LM8-LC08W	68
M4LAD12-09R1A1	66
M4LAD12-09S1A1	66
M4LAQ24-09R1A1	66
M4LAQ24-09S1A1	66
M4LCD12-09R1A1	66
M4LCD12-09R2A1	66
M4LCD12-09R3A1	66
M4LCD12-09S1A1	66
M4LCD12-09S2A1	66

INDEX

GLOBAL OFFERING

M4LCD12-09S3A1	66
M4LCD12-50ER1A1	66
M4LCD12-50ER3A1	66
M4LCD12-50ER4A1	66
M4LCD12-50ES3A1	66
M4LCD12-50ES4A1	66
M4LCD12-50WR4A1	66
M4LCD12-50WS4A1	66
M4LCQ24-09R1A1	66
M4LCQ24-09R2A1	66
M4LCQ24-09R3A1	66
M4LCQ24-09S1A1	66
M4LCQ24-09S2A1	66
M4LCQ24-09S3A1	66
M4LCQ24-50ER3A1	66
M4LCQ24-50ER4A1	66
M4LCQ24-50ES1A1	66
M4LCQ24-50ES3A1	66
M4LCQ24-50ES4A1	66
M4LCQ24-50WR4A1	66
M4LCQ24-50WS4A1	66
M4MAE24-09A2K1	65
M4MAE24-09A3K1	65
M4MAE24-09B2K1	65
M4MAE24-09B3K1	65
M4MAE24-50EA3K1	65
M4MAE24-50EB3K1	65
M4MAE24-50WA4K1	65
M4MAE24-50WB4K1	65
M4MAE48-09A2K1	65
M4MAE48-09A3K1	65
M4MAE48-09B2K1	65
M4MAE48-09B3K1	65
M4MAE48-50EA3K1	65
M4MAE48-50EB3K1	65
M4MAE48-50WA4K1	65
M4MAE48-50WB4K1	65
M4MBE48-09B2K1	65
M4MBE48-09B3K1	65
M4MBE48-50EA3K1	65
M4MBE48-50WA4K1	65
M4SAD12-09R1A1	66
M4SAD12-09S1A1	66
M4SCD12-09R1A1	66
M4SCD12-09S1A1	66
M4SCD12-50ER1A1	66
M4SCD12-50ER3A1	66
M4SCD12-50ER4A1	66
M4SCD12-50ES3A1	66
M4SCD12-50WR4A1	66

Notes

Notes

Notes

©2022 Legrand All Rights Reserved rev. 08/24 V1295

Data, Power & Control
60 Woodlawn Street
West Hartford, CT 06110
800.934.5432
www.legrand.us

FOLLOW US