

# OptiPlex 7000 Micro

## Setup and Specifications

## Notes, cautions, and warnings

 **NOTE:** A NOTE indicates important information that helps you make better use of your product.


 **CAUTION:** A CAUTION indicates either potential damage to hardware or loss of data and tells you how to avoid the problem.

 **WARNING:** A WARNING indicates a potential for property damage, personal injury, or death.


<b>Chapter 1: Set up your computer</b> .....	<b>4</b>
<b>Chapter 2: Views of OptiPlex 7000 Micro</b> .....	<b>9</b>
Display.....	9
Back (65 W).....	10
Back (35 W).....	11
<b>Chapter 3: Specifications of OptiPlex 7000 Micro</b> .....	<b>12</b>
Dimensions and weight.....	12
Processor.....	12
Chipset.....	13
Operating system.....	14
Memory.....	14
Memory matrix.....	15
External ports.....	15
Internal slots.....	16
Ethernet.....	16
Wireless module.....	16
Audio.....	17
Storage.....	17
RAID (Redundant Array of Independent Disks).....	18
Power adapter.....	18
GPU—Integrated.....	19
Multiple display support matrix.....	19
Hardware security.....	21
Environmental.....	21
Regulatory compliance.....	22
Operating and storage environment.....	22
<b>Chapter 4: Getting help and contacting Dell</b> .....	<b>23</b>

# Set up your computer

1. Connect the keyboard and mouse.



2. Connect to your network using a cable, or connect to a wireless network later on.



3. Connect the display.



4. Connect the power cable.



5. Press the power button.






6. Finish operating system setup.

**For Ubuntu:**

Follow the on-screen instructions to complete the setup. For more information about installing and configuring Ubuntu, see the knowledge base articles [000131655](#) and [000131676](#) at [Dell Support Site](#).

7. Locate and use Dell apps from the Windows Start menu—Recommended

**Table 1. Locate Dell apps**

Resources	Description
	<p><b>SupportAssist</b></p> <p>SupportAssist proactively and predictively identifies hardware and software issues on your computer and automates the engagement process with Dell Technical support. It addresses performance and stabilization issues, prevents security threats, monitors, and detects hardware failures. For more information, see <i>SupportAssist for Home PCs User's Guide</i> at <a href="#">Serviceability Tools at the Dell Support Site</a>. Click <b>SupportAssist</b> and then, click <b>SupportAssist for Home PCs</b>.</p> <p><b>NOTE:</b> In SupportAssist, click the warranty expiry date to renew or upgrade your warranty.</p>
	<p><b>Dell Update</b></p> <p>Updates your computer with critical fixes and latest device drivers as they become available. For more information about using Dell Update, see the knowledge base article <a href="#">000149088</a> at <a href="#">Dell Support Site</a>.</p>
	<p><b>Dell Digital Delivery</b></p>

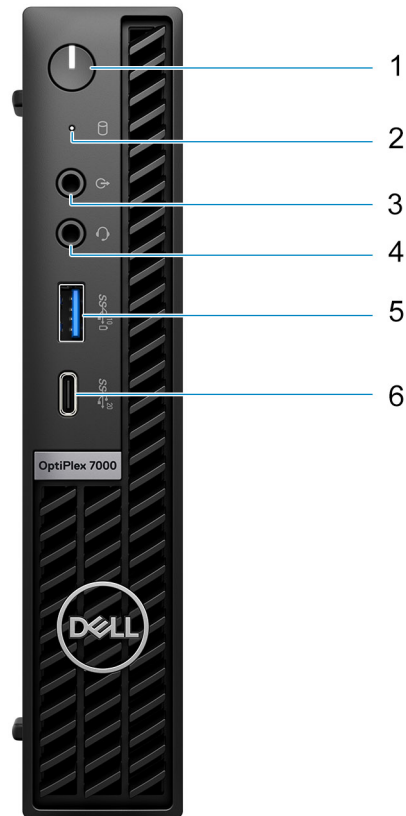
**Table 1. Locate Dell apps (continued)**

<b>Resources</b>	<b>Description</b>
	Download software applications, which are purchased but not preinstalled on your computer. For more information about using Dell Digital Delivery, see the knowledge base article <a href="#">000129837</a> at <a href="#">Dell Support Site</a> .



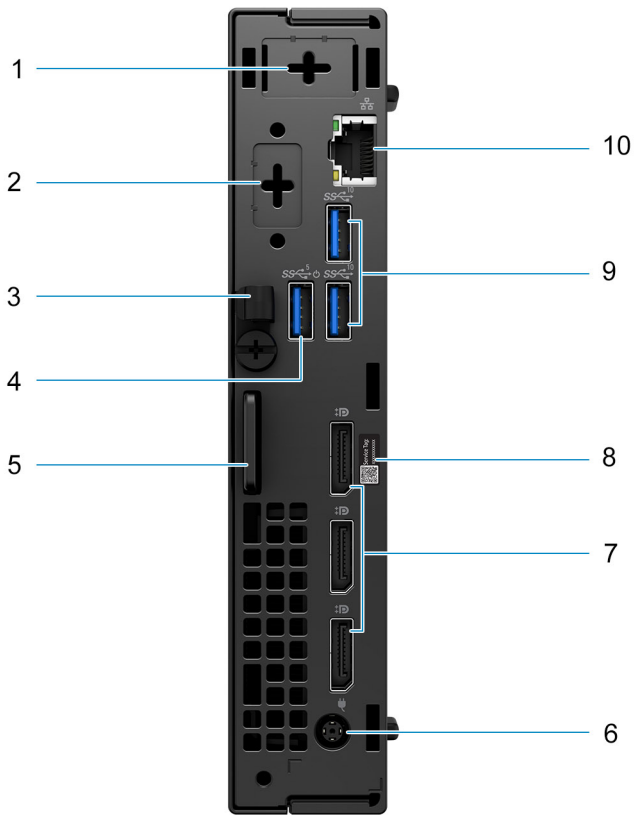
## Views of OptiPlex 7000 Micro

### Display



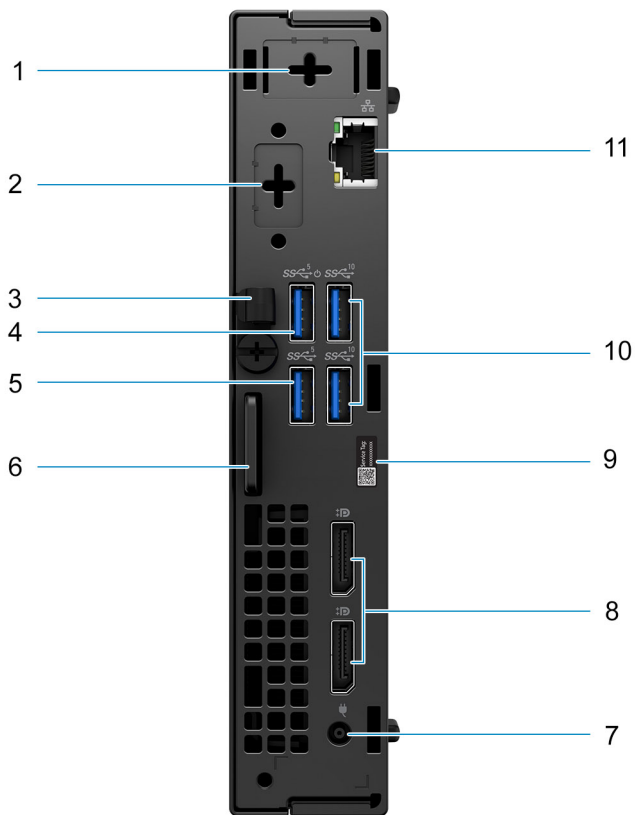
1. Power button with diagnostic LED
2. Hard-disk activity light
3. Re-tasking line out/line in audio port
4. Universal audio jack
5. USB 3.2 Gen 2 port with PowerShare
6. USB 3.2 Gen 2x2 Type-C port

## Back (65 W)



1. External antenna connector (Optional)
2. One optional port HDMI 2.0b/Displayport 1.4a (HBR3)/VGA/PS2/serial/USB Type-C with DisplayPort Alt mode
3. DC-in cable clip
4. USB 3.2 Gen 1 port with Smart Power on
5. Kensington security-cable slot and Padlock ring
6. 7.4 mm barrel power adapter port
7. Three DisplayPort 1.4a (HBR2)
8. Service tag
9. Two USB 3.2 Gen 2 ports
10. RJ45 Ethernet port

## Back (35 W)




1. External antenna connector (optional)
2. One optional video port (HDMI 2.0b/Displayport 1.4a (HBR3)/VGA/PS2/serial/USB Type-C with DisplayPort Alt mode)
3. DC-in cable clip
4. USB 3.2 Gen 1 port with Smart Power On
5. USB 3.2 Gen 1 port
6. Kensington security-cable slot and Padlock ring
7. 4.5 mm barrel power adapter port
8. Two DisplayPort 1.4a (HBR2)
9. Service Tag label
10. Two USB 3.2 Gen 2 ports
11. RJ45 Ethernet port

# Specifications of OptiPlex 7000 Micro

## Dimensions and weight

The following table lists the height, width, depth, and weight of your OptiPlex 7000 Micro.

**Table 2. Dimensions and weight**

Description	Values
Height	182.00 mm (7.17 in.)
Width	36.00 mm (1.42 in.)
Depth	178.00 mm (7.00 in.)
Weight  <b>NOTE:</b> The weight of your computer depends on the configuration ordered and manufacturing variability.	35 W: 1.31 kg (2.88 lbs) 65 W: 1.25 kg (2.75 lbs)

## Processor

The following table lists the details of the processors that are supported by your OptiPlex 7000 Micro .

**Table 3. Processor**

Description	Processor type	Processor wattage	Processor core count	Processor thread count	Processor speed	Processor cache	Integrated graphics
Option one	12 <sup>th</sup> Generation Intel Core i3-12100	60 W	4	8	3.30 GHz to 4.30 GHz	12 MB	Intel UHD Graphics 730
Option two	12 <sup>th</sup> Generation Intel Core i3-12100T	35 W	4	8	2.20 GHz to 4.10 GHz	12 MB	Intel UHD Graphics 730
Option three	12 <sup>th</sup> Generation Intel Core i3-12300	60 W	4	8	3.50 GHz to 4.40 GHz	12 MB	Intel UHD Graphics 730
Option four	12 <sup>th</sup> Generation Intel Core i3-12300T	35 W	4	8	3.30 GHz to 4.20 GHz	12 MB	Intel UHD Graphics 730
Option five	12 <sup>th</sup> Generation Intel Core i3-12400	65 W	6	12	2.50 GHz to 4.40 GHz	18 MB	Intel UHD Graphics 730
Option six	12 <sup>th</sup> Generation Intel Core i3-12400T	35 W	6	12	1.80 GHz to 4.20 GHz	18 MB	Intel UHD Graphics 730

**Table 3. Processor (continued)**

Description	Processor type	Processor wattage	Processor core count	Processor thread count	Processor speed	Processor cache	Integrated graphics
Option seven	12 <sup>th</sup> Generation Intel Core i5-12500 vPro	65 W	6	12	3.00 GHz to 4.60 GHz	18 MB	Intel UHD Graphics 770
Option eight	12 <sup>th</sup> Generation Intel Core i5-12500T vPro	35 W	6	12	2.00 GHz to 4.40 GHz	18 MB	Intel UHD Graphics 770
Option nine	12 <sup>th</sup> Generation Intel Core i5-12600 vPro	65 W	6	12	3.30 GHz to 4.80 GHz	18 MB	Intel UHD Graphics 770
Option ten	12 <sup>th</sup> Generation Intel Core i5-12600T vPro	35 W	6	12	2.10 GHz to 4.60 GHz	18 MB	Intel UHD Graphics 770
Option eleven	12 <sup>th</sup> Generation Intel Core i7-12700 vPro	65 W	12	20	2.10 GHz to 4.90 GHz	25 MB	Intel UHD Graphics 770
Option twelve	12 <sup>th</sup> Generation Intel Core i7-12700T vPro	35 W	12	20	1.40 GHz to 4.70 GHz	25 MB	Intel UHD Graphics 770
Option thirteen	12 <sup>th</sup> Generation Intel Core i9-12900 vPro	65 W	16	24	2.40 GHz to 5.10 GHz	30 MB	Intel UHD Graphics 770
Option fourteen	12 <sup>th</sup> Generation Intel Core i9-12900T vPro	35 W	16	24	1.40 GHz to 4.90 GHz	30 MB	Intel UHD Graphics 770

## Chipset

The following table lists the details of the chipset that is supported for your OptiPlex 7000 Micro.

**Table 4. Chipset**

Description	Values
Chipset	Q670
Processor	12 <sup>th</sup> Generation Intel Core i3/i5/i7/i9
DRAM bus width	64-bit
Flash EPROM	32 MB + 16 MB

**Table 4. Chipset (continued)**

Description	Values
PCIe bus	Up to Gen4

## Operating system

Your OptiPlex 7000 Micro supports the following operating systems:

- Windows 11 Home, 64-bit
- Windows 11 Pro, 64-bit
- Windows 11 Downgrade (Windows 10 image)
- Windows 11 Pro Education, 64-bit
- Windows 11 CMIT Government Edition, 64-bit (China only)
- Kylin Linux Desktop version 10.1 (China only)
- Ubuntu Linux 20.04 LTS, 64-bit

## Memory

The following table lists the memory specifications of your OptiPlex 7000 Micro.

**Table 5. Memory specifications**

Description	Values
Memory slots	Two-SODIMM slots
Memory type	DDR4/DDR5
Memory speed	<ul style="list-style-type: none"> <li>• DDR4—3200 MT/s</li> <li>• DDR5—4800 MT/s</li> </ul>
Maximum memory configuration	64 GB
Minimum memory configuration	4 GB
Memory size per slot	4 GB, 8 GB, 16 GB, 32 GB
Memory configurations supported	<ul style="list-style-type: none"> <li>• 4 GB, 1 x 4 GB, DDR4, 3200 MT/s, single-channel</li> <li>• 8 GB, 1 x 8 GB, DDR4, 3200 MT/s, single-channel</li> <li>• 8 GB, 2 x 4 GB, DDR4, 3200 MT/s, dual-channel</li> <li>• 16 GB, 1 x 16 GB, DDR4, 3200 MT/s, single-channel</li> <li>• 16 GB, 2 x 8 GB, DDR4, 3200 MT/s, dual-channel</li> <li>• 32 GB, 1 x 32 GB, DDR4, 3200 MT/s, single-channel</li> <li>• 32 GB, 2 x 16 GB, DDR4, 3200 MT/s, dual-channel</li> <li>• 64 GB, 2 x 32 GB, DDR4, 3200 MT/s, dual-channel</li> <li>• 8 GB, 1 x 8 GB, DDR5, 4800 MT/s, single-channel</li> <li>• 16 GB, 1 x 16 GB, DDR5, 4800 MT/s, single-channel</li> <li>• 16 GB, 2 x 8 GB, DDR5, 4800 MT/s, dual-channel</li> <li>• 32 GB, 1 x 32 GB, DDR5, 4800 MT/s, single-channel</li> <li>• 32 GB, 2 x 16 GB, DDR5, 4800 MT/s, dual-channel</li> <li>• 64 GB, 2 x 32 GB, DDR5, 4800 MT/s, dual-channel</li> </ul>

# Memory matrix

The following table lists the memory configurations supported on your OptiPlex 7000 Micro.

**Table 6. Memory matrix**

Configuration	Slot	
	SO-DIMM1	SO-DIMM2
4 GB DDR4	4 GB	
8 GB DDR4/DDR5	4 GB	4 GB
8 GB DDR4/DDR5	8 GB	
16 GB DDR4/DDR5	8 GB	8 GB
16 GB DDR4/DDR5	16 GB	
32 GB DDR4/DDR5	16 GB	16 GB
32 GB DDR4/DDR5	32 GB	
64 GB DDR4/DDR5	32 GB	32 GB

# External ports

The following table lists the external ports of your OptiPlex 7000 Micro.

**Table 7. External ports**

Description	Values
Network port	One RJ-45 Ethernet port 10/100/1000 Mbps
USB ports	<ul style="list-style-type: none"> <li>• One USB 3.2 Gen 2 port with PowerShare (Front)</li> <li>• One USB 3.2 Gen 2x2 Type-C port (Front)</li> <li>• One USB 3.2 Gen 1 port (Rear, for 35 W)</li> <li>• One USB 3.2 Gen 1 port with Smart Power On (Rear, for 35 W)</li> <li>• Two USB 3.2 Gen 2 ports (Rear, for 35 W)</li> <li>• One USB 3.2 Gen 1 port with Smart Power On (Rear, for 65 W)</li> <li>• Two USB 3.2 Gen 2 ports (Rear, for 65 W)</li> </ul>
Audio port	<ul style="list-style-type: none"> <li>• One Universal audio port (front)</li> <li>• One Re-tasking line-out/line-in audio port (Front)</li> </ul>
Video port	<ul style="list-style-type: none"> <li>• One Optional video port (HDMI 2.0b/Displayport 1.4a (HBR3)/VGA/PS2/serial/USB Type-C with DisplayPort Alt mode) (Rear, for 35 W and 65 W)</li> <li>• Two DisplayPort 1.4a (HBR2) (Rear, for 35 W)</li> <li>• Three DisplayPort 1.4a (HBR2) (Rear, for 65 W)</li> </ul> <p><b>NOTE:</b> Download and install the latest Intel Graphics driver from <a href="#">Dell Support Site</a> to enable multiple displays.</p>
Media-card reader	Not supported
Power-adaptor port	<ul style="list-style-type: none"> <li>• One DC-in port with 4.5 mm barrel for 35 W</li> <li>• One DC-in port with 7.4 mm barrel for 65 W</li> </ul>

**Table 7. External ports (continued)**

Description	Values
Security-cable slot	<ul style="list-style-type: none"> <li>One Kensington lock slot</li> <li>One Padlock ring</li> </ul>

## Internal slots

The following table lists the internal slots of your OptiPlex 7000 Micro.

**Table 8. Internal slots**

Description	Values
M.2	<ul style="list-style-type: none"> <li>One M.2 2230 slot for WiFi and Bluetooth card</li> <li>Two M.2 2230/2280 slot for SSD</li> </ul> <p><b>NOTE:</b> To learn more about the features of different types of M.2 cards, search in the Knowledge Base Resource at <a href="#">Dell Support Site</a>.</p>

## Ethernet

The following table lists the wired Ethernet Local Area Network (LAN) specifications of your OptiPlex 7000 Micro.

**Table 9. Ethernet specifications**

Description	Values
Model number	Intel I225
Transfer rate	10/100/1000/2500 Mbps

## Wireless module


The following table lists the Wireless Local Area Network (WLAN) module specifications of your OptiPlex 7000 Micro.

**Table 10. Wireless module specifications**

Description	Option one	Option two	Option three
Model number	Intel AX211	Intel Dual Band Wireless-AC 9462	MediaTek MT7921
Transfer rate	Up to 2400 Mbps	Up to 433 Mbps	Up to 1200 Mbps
Frequency bands supported	2.4 GHz/5 GHz/6 GHz <b>NOTE:</b> The 6 GHz frequency is supported on computers installed with Windows 11 operating system only.	2.4 GHz/5 GHz	2.4 GHz/5 GHz
Wireless standards	<ul style="list-style-type: none"> <li>WiFi 802.11a/b/g</li> <li>Wi-Fi 4 (WiFi 802.11n)</li> <li>Wi-Fi 5 (WiFi 802.11ac)</li> <li>Wi-Fi 6E (WiFi 802.11ax)</li> </ul>	<ul style="list-style-type: none"> <li>WiFi 802.11a/b/g</li> <li>Wi-Fi 4 (WiFi 802.11n)</li> <li>Wi-Fi 5 (WiFi 802.11ac)</li> </ul>	<ul style="list-style-type: none"> <li>WiFi 802.11a/b/g</li> <li>Wi-Fi 4 (WiFi 802.11n)</li> <li>Wi-Fi 5 (WiFi 802.11ac)</li> <li>Wi-Fi 6 (WiFi 802.11ax)</li> </ul>



**Table 10. Wireless module specifications (continued)**

Description	Option one	Option two	Option three
Encryption	<ul style="list-style-type: none"> <li>64-bit and 128-bit WEP</li> <li>128-bit AES-CCMP</li> <li>TKIP</li> <li>256-bit AES-GCMP</li> </ul>	<ul style="list-style-type: none"> <li>64-bit and 128-bit WEP</li> <li>128-bit AES-CCMP</li> <li>TKIP</li> </ul>	<ul style="list-style-type: none"> <li>64-bit and 128-bit WEP</li> <li>128-bit AES-CCMP</li> <li>TKIP</li> <li>256-bit AES-GCMP</li> </ul>
Bluetooth wireless card	Bluetooth 5.2	Bluetooth 5.1	Bluetooth 5.2
	 <b>NOTE:</b> The version of the Bluetooth wireless card may vary depending on the operating system that is installed on your computer.		

## Audio

The following table lists the audio specifications of your OptiPlex 7000 Micro.

**Table 11. Audio specifications**

Description	Values	
Audio controller	ALC3246-CG	
Stereo conversion	Supported	
Internal audio interface	High definition audio	
External audio interface	<ul style="list-style-type: none"> <li>One Universal audio jack (front)</li> <li>One re-tasking line out/line in audio port (front)</li> </ul>	
Number of speakers	One internal speaker (optional)	
Internal-speaker amplifier	Supported (audio codec integrated)	
External volume controls	Keyboard shortcut controls	
Speaker output:		
	Average speaker output	2 W
	Peak speaker output	2.5 W
Subwoofer output	Not supported	

## Storage

This section lists the storage options on your OptiPlex 7000 Micro.

**Table 12. Storage matrix**

Storage	1st M.2 socket	2nd M.2 socket	1st Bootable Device
M.2 solid-state drive	Yes		1st M.2 solid-state drive
Dual M.2 solid-state drive	Yes	Yes	1st M.2 solid-state drive

**Table 13. Storage specifications**

Storage type	Interface type	Capacity
M.2 2230, Class 35 solid-state drive	PCIe NVMe Gen3 x4	Up to 1 TB
M.2 2230, Class 35, Opal Self-Encrypting solid-state drive	PCIe NVMe Gen3 x4	256 GB
M.2 2280, Class 40 solid-state drive	PCIe NVMe Gen4 x4	Up to 2 TB
M.2 2280, Class 40, Opal Self-Encrypting solid-state drive	PCIe NVMe Gen3 x4	Up to 1 TB

## RAID (Redundant Array of Independent Disks)

For optimal performance when configuring drives as a RAID volume, it requires identical drive models.

RAID 0 (Striped, Performance) volumes benefit from higher performance when drives are matched because the data is split across multiple drives: any IO operations with block sizes larger than the stripe size will split the IO and become constrained by the slowest of the drives. For RAID 0 IO operations where block sizes are smaller than the stripe size, whichever drive the IO operation targets will determine the performance, which increases variability and results in inconsistent latencies. This variability is particularly pronounced for write operations and it can be problematic for applications that are latency sensitive. One such example of this is any application that performs thousands of random writes per second in very small block sizes.

RAID 1 (Mirrored, Data Protection) volumes benefit from higher performance when drives are matched because the data is mirrored across multiple drives: all IO operations must be performed identically to both drives, thus variations in drive performance when the models are different, results in the IO operations completing only as fast as the slowest drive. While this does not suffer the variable latency issue in small random IO operations as with RAID 0 across heterogeneous drives, the impact is nonetheless large because the higher performing drive becomes limited in all IO types. One of the worst examples of constrained performance here is when using unbuffered IO. To ensure writes are fully committed to non-volatile regions of the RAID volume, unbuffered IO bypasses cache (for example by using the Force Unit Access bit in the NVMe protocol) and the IO operation will not complete until all the drives in the RAID volume have completed the request to commit the data. This kind of IO operation completely negates any advantage of a higher performing drive in the volume.

Care must be taken to match not only the drive vendor, capacity, and class, but also the specific model. Drives from the same vendor, with the same capacity, and even within the same class, can have very different performance characteristics for certain types of IO operations. Thus, matching by model ensures that the RAID volumes is comprised of an homogeneous array of drives that will deliver all the benefits of a RAID volume without incurring the additional penalties when one or more drives in the volume are lower performing.

## Power adapter

**Table 14. Power adapter specifications**

Description	Option One	Option Two	Option Three
Type	90 W (35 W CPU)	130 W (35 W CPU)	180 W (65 W CPU)
Diameter (connector)	4.5 mm x 2.9 mm	4.5 mm x 2.9 mm	7.4 mm x 5.1 mm
Input voltage	100 VAC—240 VAC	100 VAC—240 VAC	100 VAC—240 VAC
Input frequency	50 Hz—60 Hz	50 Hz—60 Hz	50 Hz—60 Hz
Input current (maximum)	1.50 A	2.50 A	2.34 A
Output current (continuous)	4.62 A	6.70 A	9.23 A
Rated output voltage	19.50 VDC	19.50 VDC	19.50 VDC
Temperature range:			
Operating	0 °C to 40 °C (32 °F to 104 °F)	0 °C to 40 °C (32 °F to 104 °F)	0 °C to 40 °C (32 °F to 104 °F)

**Table 14. Power adapter specifications (continued)**

Description	Option One	Option Two	Option Three
Storage	-40°C to 70°C (-40°F to 158°F)	-40°C to 70°C (-40°F to 158°F)	-40°C to 70°C (-40°F to 158°F)

## GPU—Integrated

The following table lists the specifications of the integrated Graphics Processing Unit (GPU) supported by your OptiPlex 7000 Micro.

**Table 15. GPU—Integrated**

Controller	Memory size	Processor
Intel UHD Graphics 730	Shared-system memory	12 <sup>th</sup> Generation Intel Core i3-12100, i3-12100T, i3-12300, i3-12300T, i5-12400, and i5-12400T processors
Intel UHD Graphics 770	Shared-system memory	12 <sup>th</sup> Generation Intel Core i5-12500, i5-12500T, i5-12600, i5-12600T, i7-12700, i7-12700T, i9-12900, and i9-12900T processors

## Multiple display support matrix

The following table lists the multiple display support matrix for your OptiPlex 7000 Micro.

**Table 16. OptiPlex 7000 Micro (65 W)—Three DP1.4a (HBR2)+ optional VGA/HDMI2.0/DP1.4a (HBR3)/Type-C ALT mode ((DP1.4a HBR3))**

Description	Number of displays	Maximum resolution
Intel UHD 730/770 Graphics	1	<ul style="list-style-type: none"> <li>On board integrated DP1.4a (HBR2)(4096 x 2304 @ 60 Hz)</li> <li>Option card with VGA (1920 x 1200 @ 60 Hz)</li> <li>Option card with DP1.4a (HBR3) (5120 x 3200 @ 60 Hz)</li> <li>Option card with HDMI 2.0b (4096 x 2160 @ 60 Hz)</li> <li>Option card with Type-C (5120 x 3200 @ 60 Hz)</li> </ul>
	2	<ul style="list-style-type: none"> <li>On board integrated DP1.4a (HBR2)(4096 x 2304 @ 60 Hz) + On board integrated DP1.4a (HBR2)(4096 x 2304 @ 60 Hz)</li> <li>On board integrated DP1.4a (HBR2)(4096 x 2304 @ 60 Hz) + Option card with VGA (1920 x 1200 @ 60 Hz)</li> <li>On board integrated DP1.4a (HBR2)(4096 x 2304 @ 60 Hz) + Option card with DP1.4a (HBR3) (5120 x 3200 @ 60 Hz)</li> <li>On board integrated DP1.4a (HBR2)(4096 x 2304 @ 60 Hz) + Option card with HDMI 2.0b (4096 x 2160 @ 60 Hz)</li> <li>On board integrated DP1.4a (HBR2)(4096 x 2304 @ 60 Hz) + Option card with Type-C (5120 x 3200 @ 60 Hz)</li> </ul>
	3	<ul style="list-style-type: none"> <li>On board integrated DP1.4a (HBR2)(4096 x 2304 @ 60 Hz) + On board integrated DP1.4a (HBR2)(4096 x 2304 @ 60 Hz) + On board integrated DP1.4a (HBR2)(4096 x 2304 @ 60 Hz)</li> <li>On board integrated DP1.4a (HBR2)(4096 x 2304 @ 60 Hz) + On board integrated DP1.4a (HBR2)(4096 x 2304 @ 60 Hz) + Option card with VGA (1920 x 1200 @ 60 Hz)</li> </ul>

**Table 16. Optiplex 7000 Micro (65 W)—Three DP1.4a (HBR2)+ optional VGA/HDMI2.0/DP1.4a (HBR3)/ Type-C ALT mode ((DP1.4a HBR3)) (continued)**

Description	Number of displays	Maximum resolution
		<ul style="list-style-type: none"> <li>● On board integrated DP1.4a (HBR2)(4096 x 2304 @ 60 Hz) + On board integrated DP1.4a (HBR2)(4096 x 2304 @ 60 Hz) + Option card with DP1.4a (HBR3)(5120 x 3200 @ 60 Hz)</li> <li>● On board integrated DP1.4a (HBR2)(4096 x 2304 @ 60 Hz) + On board integrated DP1.4a (HBR2)(4096 x 2304 @ 60 Hz) + Option card with HDMI 2.0b (4096 x 2160 @ 60 Hz)</li> <li>● On board integrated DP1.4a (HBR2)(4096 x 2304 @ 60 Hz) + On board integrated DP1.4a (HBR2)(4096 x 2304 @ 60 Hz) + Option card with Type-C (5120 x 3200 @ 60 Hz)</li> </ul>
	4	<ul style="list-style-type: none"> <li>● On board integrated DP1.4a (HBR2)(4096 x 2304 @ 60 Hz) + On board integrated DP1.4a (HBR2)(4096 x 2304 @ 60 Hz) + On board integrated DP1.4a (HBR2)(4096 x 2304 @ 60 Hz) + Option card with VGA (1920 x 1200 @ 60 Hz)</li> <li>● On board integrated DP1.4a (HBR2)(4096 x 2304 @ 60 Hz) + On board integrated DP1.4a (HBR2)(4096 x 2304 @ 60 Hz) + On board integrated DP1.4a (HBR2)(4096 x 2304 @ 60 Hz) + Option card with DP1.4a (HBR3)(5120 x 3200 @ 60 Hz)</li> <li>● On board integrated DP1.4a (HBR2)(4096 x 2304 @ 60 Hz) + On board integrated DP1.4a (HBR2)(4096 x 2304 @ 60 Hz) + On board integrated DP1.4a (HBR2)(4096 x 2304 @ 60 Hz) + Option card with HDMI 2.0b (4096 x 2160 @ 60 Hz)</li> <li>● On board integrated DP1.4a (HBR2)(4096 x 2304 @ 60 Hz) + On board integrated DP1.4a (HBR2)(4096 x 2304 @ 60 Hz) + On board integrated DP1.4a (HBR2)(4096 x 2304 @ 60 Hz) + Option card with Type-C (5120 x 3200 @ 60 Hz)</li> </ul>

**Table 17. Optiplex 7000 Micro (35 W)—Two DP1.4a(HBR2) + optional VGA/HDMI2.0/DP1.4a(HBR3)/ Type-C ALT mode (DP1.4a HBR3)**

Description	Number of displays	Maximum resolution
Intel UHD 730/770 Graphics	1	<ul style="list-style-type: none"> <li>● On board integrated DP1.4a (HBR2)(4096 x 2304 @ 60 Hz)</li> <li>● Option card with VGA (1920 x 1200 @ 60 Hz)</li> <li>● Option card with DP1.4a (HBR3) (5120 x 3200 @ 60 Hz)</li> <li>● Option card with HDMI 2.0b (4096 x 2160 @ 60 Hz)</li> <li>● Option card with Type-C (5120 x 3200 @ 60 Hz)</li> </ul>
	2	<ul style="list-style-type: none"> <li>● On board integrated DP1.4a (HBR2)(4096 x 2304 @ 60 Hz) + On board integrated DP1.4a (HBR2)(4096 x 2304 @ 60 Hz)</li> <li>● On board integrated DP1.4a (HBR2)(4096 x 2304 @ 60 Hz) + Option card with VGA (1920 x 1200 @ 60 Hz)</li> <li>● On board integrated DP1.4a (HBR2)(4096 x 2304 @ 60 Hz) + Option card with DP1.4a (HBR3) (5120 x 3200 @ 60 Hz)</li> <li>● On board integrated DP1.4a (HBR2)(4096 x 2304 @ 60 Hz) + Option card with HDMI 2.0b (4096 x 2160 @ 60 Hz)</li> <li>● On board integrated DP1.4a (HBR2)(4096 x 2304 @ 60 Hz) + Option card with Type-C (5120 x 3200 @ 60 Hz)</li> </ul>
	3	<ul style="list-style-type: none"> <li>● On board integrated DP1.4a (HBR2)(4096 x 2304 @ 60 Hz) + On board integrated DP1.4a (HBR2)(4096 x 2304 @ 60 Hz) + Option card with VGA (1920 x 1200 @ 60 Hz)</li> <li>● On board integrated DP1.4a (HBR2)(4096 x 2304 @ 60 Hz) + On board integrated DP1.4a (HBR2)(4096 x 2304 @ 60 Hz) + Option card with DP1.4a (HBR3)(5120 x 3200 @ 60 Hz)</li> </ul>

**Table 17. OptiPlex 7000 Micro (35 W)—Two DP1.4a(HBR2) + optional VGA/HDMI2.0/DP1.4a(HBR3)/Type-C ALT mode (DP1.4a HBR3) (continued)**

Description	Number of displays	Maximum resolution
		<ul style="list-style-type: none"> <li>• On board integrated DP1.4a (HBR2)(4096 x 2304 @ 60 Hz) + On board integrated DP1.4a (HBR2)(4096 x 2304 @ 60 Hz) + Option card with HDMI 2.0b (4096 x 2160 @ 60 Hz)</li> <li>• On board integrated DP1.4a (HBR2)(4096 x 2304 @ 60 Hz) + On board integrated DP1.4a (HBR2)(4096 x 2304 @ 60 Hz) + Option card with Type-C (5120 x 3200 @ 60 Hz)</li> </ul>

## Hardware security

The following table lists the hardware security of your OptiPlex 7000 Micro.

**Table 18. Hardware security**

Hardware security
Kensington security-cable slot
Padlock ring
Chassis lock slot support
Chassis intrusion switch
Supply chain tamper alerts
SafelD including Trusted Platform Module (TPM) 2.0
Smart card keyboard (FIPS)
Microsoft 10 Device Guard and Credential Guard (Enterprise SKU)
Microsoft Windows Bitlocker
Local hard drive data wipe through BIOS (Secure Erase)
Self-encrypting storage drives (Opal, FIPS)
Trusted Platform Module TPM 2.0
China TPM
Intel Secure Boot
Intel Authenticate

## Environmental

The following table lists the environmental specifications of your OptiPlex 7000 Micro.

**Table 19. Environmental**

Feature	Values
Recyclable packaging	Yes
BFR/PVC—free chassis	No
Vertical orientation packaging support	Yes
Multi-Pack packaging	Yes
Energy-Efficient Power Supply	Standard

**Table 19. Environmental (continued)**

Feature	Values
ENV0424 compliant	Yes

**NOTE:** Wood-based fiber packaging contains a minimum of 35% recycled content by total weight of wood-based fiber. Packaging that contains without wood-based fiber can be claimed as Not Applicable. The anticipated required criteria for EPEAT 2018.

## Regulatory compliance

The following table lists the regulatory compliance of your OptiPlex 7000 Micro.

**Table 20. Regulatory compliance**

Regulatory compliance
<a href="#">Product Safety, EMC and Environmental Datasheets</a>
<a href="#">Dell Regulatory Compliance Home page</a>
<a href="#">Dell and the Environment</a>

## Operating and storage environment

This table lists the operating and storage specifications of your OptiPlex 7000 Micro.

**Airborne contaminant level:** G1 as defined by ISA-S71.04-1985

**Table 21. Computer environment**

Description	Operating	Storage
Temperature range	10°C to 35°C (50°F to 95°F)	-40°C to 65°C (-40°F to 149°F)
Relative humidity (maximum)	20% to 80% (non-condensing, Max dew point temperature = 26°C)	5% to 95% (non-condensing, Max dew point temperature = 33°C)
Vibration (maximum)*	0.26 GRMS random at 5 Hz to 350 Hz	1.37 GRMS random at 5 Hz to 350 Hz
Shock (maximum)	Bottom half-sine pulse with a change in velocity of 50.8 cm/sec (20 in./sec)	105G half-sine pulse with a change in velocity of 133 cm/sec (52.5 in./sec)
Altitude range	3048 m (10,000 ft)	10,668 m (35,000 ft)
<p><b>CAUTION:</b> Operating and storage temperature ranges may differ among components, so operating or storing the device outside these ranges may impact the performance of specific components.</p>		

\* Measured using a random vibration spectrum that simulates the user environment.


† Measured using a 2 ms half-sine pulse.

# Getting help and contacting Dell

## Self-help resources


You can get information and help on Dell products and services using these self-help resources:


**Table 22. Self-help resources**

Self-help resources	Resource location
Information about Dell products and services	<a href="#">Dell Site</a>
Tips	
Contact Support	In Windows search, type <code>Contact Support</code> , and press Enter.
Online help for operating system	<a href="#">Windows Support Site</a> <a href="#">Linux Support Site</a>
Access top solutions, diagnostics, drivers and downloads, and learn more about your computer through videos, manuals, and documents.	Your Dell computer is uniquely identified using a Service Tag or Express Service Code. To view relevant support resources for your Dell computer, enter the Service Tag or Express Service Code at <a href="#">Dell Support Site</a> .  For more information about how to find the Service Tag for your computer, see <a href="#">Locate the Service Tag on your computer</a> .
Dell knowledge base articles	<ol style="list-style-type: none"> <li>1. Go to <a href="#">Dell Support Site</a>.</li> <li>2. On the menu bar at the top of the Support page, select <b>Support &gt; Support Library</b>.</li> <li>3. In the Search field on the Support Library page, type the keyword, topic, or model number, and then click or tap the search icon to view the related articles.</li> </ol>

## Contacting Dell

To contact Dell for sales, technical support, or customer service issues, see [Dell Support Site](#).

 **NOTE:** Availability of the services may vary depending on the country or region, and product.

 **NOTE:** If you do not have an active Internet connection, you can find contact information about your purchase invoice, packing slip, bill, or Dell product catalog.