

Regulatory Information

This device is approved under Zebra Technologies Corporation.

This guide applies to the following model numbers:

- ET60AW
- ET65AW

All Zebra devices are designed to be compliant with the rules and regulations in the locations they are sold and will be labeled as required.

Local language translation / (BG) Превод на местен език / (CZ) Překlad do místního jazyka / (DE) Übersetzung in die Landessprache / (EL) Μετάφραση τοπικής γλώσσας / (ES) Traducción de idiomas locales / (ET) Kohaliku keele tõlge / (FI) Paikallinen käänös / (FR) Traduction en langue locale / (HR) Prijevod na lokalni jezik / (HU) Helyi nyelvű fordítás / (IT) Traduzione in lingua locale / (JA) 現地語翻訳 / (LT) Vietinės kalbos vertimas / (LV) Tulkojums vietējā valodā / (NL) Vertaling in lokale taal / (PL) Tłumaczenie na język lokalny / (PT) Tradução do idioma local / (RO) Traducere în limba locală / (RU) Перевод на местный язык / (SK) Preklad do miestneho jazyka / (SL) Prevajanje v lokalni jezik / (SR) Превод на локални језик / (SV) Översättning av lokalt språk / (TR) Yerel dil çevirisi / (ZH-CN) 当地语言翻译 / (ZH-TW) 當地語言翻譯 / zebra.com/support

Any changes or modifications to Zebra equipment not expressly approved by Zebra could void the user's authority to operate the equipment.

Declared maximum operating temperature: 60°C



CAUTION: Only use Zebra approved and NRTL-certified accessories, battery packs, and battery chargers.

Do NOT attempt to charge damp/wet mobile computers, printers or batteries. All components must be dry before connecting to an external power source.

Bluetooth® Wireless Technology

This is an approved Bluetooth® product. For more information on the Bluetooth SIG listing, please visit bluetooth.com.

Regulatory Markings

Regulatory markings subject to certification are applied to the device signifying the radio(s) is/are approved for use. Refer to the Declaration of Conformity (DoC) for details of other country markings. The DOC is available at: zebra.com/doc.

The regulatory marks specific to this device (including FCC and ISED) are available on the screen of the device by following these instructions:

Go to **Settings > Regulatory**.

Health and Safety Recommendations

Ergonomic Recommendations

In order to avoid or minimize the potential risk of ergonomic injury, always follow good ergonomic workplace practices. Consult with your local Health and Safety Manager to ensure that you are adhering to your company's safety programs to prevent employee injury.

Vehicle Installation

RF signals may affect improperly installed or inadequately shielded electronic systems in motor vehicles (including safety systems). Check with the manufacturer or its representative regarding your vehicle. Ensure the equipment is installed to avoid driver distractions. You should also consult the manufacturer about any equipment that has been added to your vehicle.

Position the device within easy reach. User should be able to access the device without removing their eyes from the road.



IMPORTANT: Before installing or using, check national and local laws regarding distracted driving.

Safety on the Road

Give your full attention to driving. Obey the laws and regulations on the use of wireless devices in the areas where you drive.

The wireless industry reminds you to use your device / phone safely when driving.

Restricted Use Locations

Remember to observe restrictions and obey all signs and instructions on the use of electronic devices in restricted use locations.

Safety in Hospitals and Aircraft



Wireless devices transmit radio frequency energy that may affect medical electrical equipment and aircraft's operation. Wireless devices should be switched off wherever you are requested to do so in hospitals, clinics, healthcare facilities or by airline staff. These requests are designed to prevent possible interference with sensitive equipments.

Medical Devices

It is recommended that a minimum separation distance of 20 cm (8 inches) be maintained between a wireless device and a medical devices such as pacemakers, defibrillator, or other implantable devices to avoid potential interference with the medical device. Pacemaker users should keep the device at the opposite side of the pacemaker or turn OFF the device if suspected of interference.

Please consult your physician or the manufacturer of the medical device to determine if the operation of your wireless product may interfere with the medical device.

RF Exposure Guidelines

Safety Information

Reducing RF Exposure – Use Properly

Only operate the device in accordance with the instructions supplied.

The device complies with internationally recognized standards covering human exposure to electromagnetic fields. For information on international human exposure to electromagnetic fields, refer to the Zebra Declaration of Conformity (DoC) at zebra.com/doc.

Use only Zebra tested and approved headset, belt-clips, holsters, and similar accessories to ensure RF exposure compliance. If applicable, follow the instructions for use as detailed in the accessory guide.

The use of third-party belt clips, holsters, and similar accessories may not comply with RF exposure compliance requirements and should be avoided.


For further information on the safety of RF energy from wireless devices, refer to RF exposure and assessment standards section at zebra.com/responsibility.

To satisfy RF exposure requirements, this device must operate with a minimum separation distance of TBC cm or more from a user's body and nearby persons.

Optical Devices

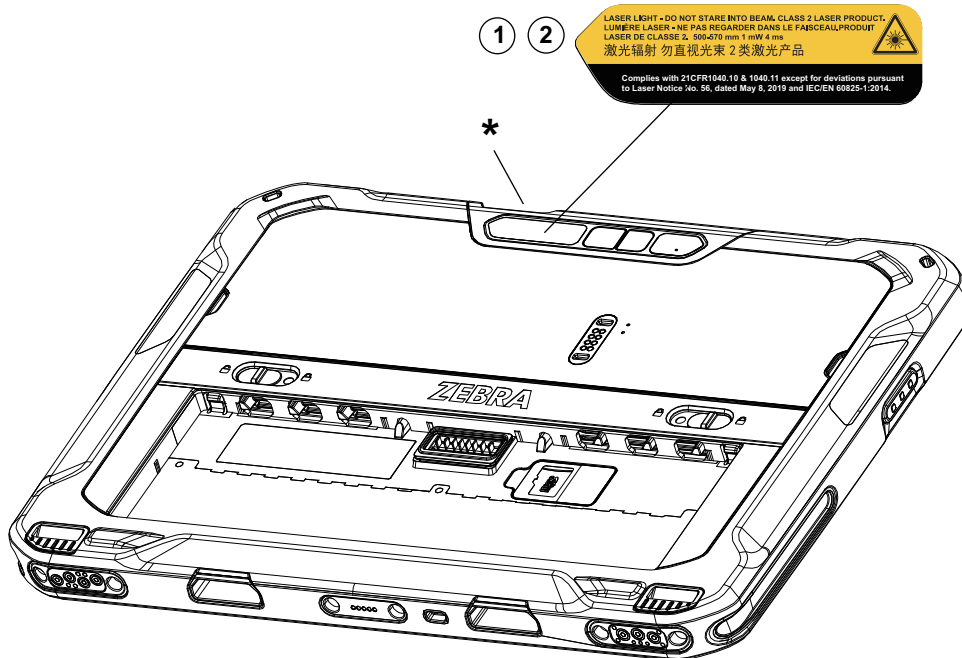
Laser

Class 2 laser scanners use a low power, visible light diode. As with any very bright light source such as the sun, the user should avoid staring directly into the light beam. Momentary exposure to a Class 2 laser is not known to be harmful.

 **CAUTION:** Use of controls, adjustments, or the performance of procedures other than those specified in the supplied product documentation may result in hazardous laser light exposure.

SE5500	Wavelength: 500-750 nm nm
	Maximum output: 1 mW
	Pulse duration: 4 ms
	Beam divergence: 18 °
	Repetition rate: 16.7 ms

Scanner Labeling



Labels read:

1. Laser Light — do not stare into beam.
Class 2 Laser product. 500-570nm, 1mW (applied to SE5500)
2. Complies with 21 CFR1040.10 and 1040.11 except for deviations pursuant to Laser Notice No. 56, dated May 08, 2019 and IEC/EN 60825-1:2014.

* **CAUTION:** Laser light emitted from this aperture.

LED

Risk Group classified according to IEC 62471:2006 and EN62471:2008.

- SE5500 Pulse Duration: CW
Exempt Group RG0

Power Supply



WARNING ELECTRICAL SHOCK: Use only a Zebra approved, Certified ITE [LPS] power supply with appropriate electrical ratings. Use of alternative power supply will invalidate any approvals given to this unit and may be dangerous.

Batteries and Power Packs

This information applies to Zebra-approved batteries and power packs containing batteries.

Battery Information



CAUTION: Risk of explosion if battery is replaced by an incorrect type. Dispose of batteries according to instructions.

Use only Zebra approved batteries. Accessories which have battery charging capability are approved for use with the following battery models:

- Model BT-000471 (3.8 VDC, 8,920 mAh)
- Model BT-000471A (3.8 VDC, 18,720 mAh)

Zebra approved rechargeable battery packs are designed and constructed to the highest standards within the industry.

However, there are limitations as to how long a battery can operate or be stored before needing replacement. Many factors affect the actual life cycle of a battery pack such as heat, cold, harsh environmental conditions, and severe drops.

When batteries are stored over six months, some irreversible deterioration in overall battery quality may occur. Store batteries at half charge in a dry, cool place, removed from the equipment to prevent loss of capacity, rusting of metallic parts, and electrolyte leakage. When storing batteries for one year or longer, the charge level should be verified at least once a year and charged to half charge.

Replace the battery when a significant loss of run time is detected.

- Standard warranty period for all Zebra batteries is one year, regardless if the battery was purchased separately or included as part of the host device. For more information on Zebra batteries, please visit: zebra.com/batterydocumentation and select the Battery Best Practices link.

Battery Safety Guidelines



IMPORTANT – SAFETY INSTRUCTIONS – SAVE THESE INSTRUCTIONS



WARNING – When using this product basic safety precautions should always be followed, including the following:

The area in which the units are charged should be clear of debris and combustible materials or chemicals. Particular care should be taken where the device is charged in a non-commercial environment.

- Read all the instructions before using the product.
- Follow battery usage, storage, and charging guidelines found in the user's guide.
- Improper battery use may result in a fire, explosion, or other hazard.
- Batteries subjected to extremely low air pressure may result in an explosion or the leakage of flammable liquid or gas.
- To charge the mobile device battery, the battery and charger temperatures must be between 0°C and 40°C (32°F and 104°F).
- Do not use incompatible batteries and chargers. Use of an incompatible battery or charger may present a risk of fire, explosion, leakage, or other hazard. If you have any questions about the compatibility of a battery or a charger, contact Zebra support.
- Do not disassemble or open, crush, bend or deform, puncture, or shred. Damaged or modified batteries may exhibit unpredictable behavior resulting in fire, explosion, or risk of injury.
- Severe impact from dropping any battery-operated device on a hard surface could cause the battery to overheat.
- Do not short circuit a battery or allow metallic or conductive objects to contact the battery terminals.

-
- Do not modify, disassemble, or remanufacture, attempt to insert foreign objects into the battery, immerse or expose to water, rain, snow or other liquids, or expose to fire, explosion, or other hazard.
 - Do not leave or store the equipment in or near areas that might get very hot, such as in a parked vehicle or near a radiator or other heat source. Do not place battery into a microwave oven or dryer.
 - To reduce the risk of injury, close supervision is necessary when used near children.
 - Please follow local regulations to promptly dispose of used re-chargeable batteries.
 - Do not dispose of batteries in fire. Exposure to temperatures over 100 °C (212 °F) may cause explosion.
 - Seek medical advice immediately if a battery has been swallowed.
 - In the event of a battery leak, do not allow the liquid to come in contact with the skin or eyes. If contact has been made, wash the affected area with large amounts of water and seek medical advice.
 - If you suspect damage to your equipment or battery, contact Zebra support to arrange for inspection.

Marking and European Economic Area (EEA)

Statement of Compliance

Zebra hereby declares that this radio equipment is in compliance with Directives 2014/53/EU and 2011/65/EU.

Any radio operation limitations within EEA countries are identified in Appendix A of EU Declaration of Conformity. The full text of the EU Declaration of Conformity is available at: zebra.com/doc.

EU Importer : Zebra Technologies B.V
Address: Mercurius 12, 8448 GX Heerenveen, Netherlands

Waste Electrical and Electronic Equipment (WEEE)

For EU and UK Customers: For products at the end of their life, please refer to recycling/disposal advice at: zebra.com/weee.

United States and Canada Regulatory

Radio Frequency Interference Notices

This device complies with Part 15 of the FCC Rules. Operation is subject to the following two conditions: (1) this device may not cause harmful interference, and (2) this device must accept any interference received including interference that may cause undesired operation.



NOTE: This equipment has been tested and found to comply with the limits for a Class B digital device, pursuant to Part 15 of the FCC rules. These limits are designed to provide reasonable protection against harmful interference in a residential installation. This equipment generates, uses and can radiate radio frequency energy and, if not installed and used in accordance with the instructions, may cause harmful interference to radio communications. However, there is no guarantee that interference will not occur in a particular installation. If this equipment does cause harmful interference to radio or television reception, which can be determined by turning the equipment off and on, the user is encouraged to try to correct the interference by one or more of the following measures:

- Reorient or relocate the receiving antenna.
- Increase the separation between the equipment and receiver.
- Connect the equipment into an outlet on a circuit different from that to which the receiver is connected.
- Consult the dealer or an experienced radio/TV technician for help.

Radio Frequency Interference Requirements – Canada

This device complies with Innovation, Science and Economic Development Canada's licence-exempt RSSs. Operation is subject to the following two conditions: (1) This device may not cause interference; and (2) This device must accept any interference, including interference that may cause undesired operation of the device.

L'émetteur/récepteur exempt de licence contenu dans le présent appareil est conforme aux CNR d'Innovation, Sciences et Développement économique Canada applicables aux appareils radio exempts de licence. L'exploitation est autorisée aux deux conditions suivantes : (1) l'appareil ne doit pas produire de brouillage, et (2) l'utilisateur de l'appareil doit accepter tout brouillage radio électrique subi même si le brouillage est susceptible d'en compromettre le fonctionnement.

This device is restricted to indoor use when operating in the 5150 to 5350 MHz frequency range.

Lorsqu'il fonctionne dans la plage de fréquences 5 150- 5350 MHz, cet appareil doit être utilisé exclusivement en extérieur.

Devices shall not be used for control of or communications with unmanned aircraft systems.

Les dispositifs ne doivent pas être utilisés pour commander des systèmes d'aéronef sans pilote ni pour communiquer avec de tels systèmes.

To satisfy RF exposure requirements, this device must operate with a minimum separation distance of 0 cm or more from a user's body and nearby persons.

Pour satisfaire aux exigences d'exposition aux radio fréquences, cet appareil doit fonctionner avec une distance de séparation minimale de 0 cm ou plus de corps d'une personne.

Hotspot Mode

To satisfy RF exposure requirements in hotspot mode, this device must operate with a minimum separation distance of 1.0 cm or more from a user's body and nearby persons.

Pour satisfaire aux exigences d'exposition RF en mode hotspot, cet appareil doit fonctionner avec une distance de séparation minimale de 1,0 cm ou plus du corps de l'utilisateur et des personnes à proximité.

Co-located Statement

To comply with FCC RF exposure compliance requirement, the antenna used for this transmitter must not be co-located (within 20 cm) or operating in conjunction with any other transmitter/antenna except those already approved in this filing.

Hotspot ISED Notice

When operating in hotspot mode, this device is restricted to indoor use when operating in the 5150 - 5350 MHz frequency range.

En mode de connexion partagée (hotspot), l'utilisation de cet appareil doit se faire exclusivement en extérieur lorsqu'il fonctionne dans la plage de fréquences 5 150 - 5 350 MHz.

UL Listed Products with GPS

Underwriters Laboratories Inc. (UL) has not tested the performance or reliability of the Global Positioning System (GPS) hardware, operating software, or other aspects of this product. UL has only tested for fire, shock, or casualties as outlined in UL's Standard(s) for Safety for Information Technology Equipment. UL Certification does not cover the performance or reliability of the GPS hardware and GPS operating software. UL makes no representations, warranties, or certifications whatsoever regarding the performance or reliability of any GPS related functions of this product.

Marquage UL des produits équipés d'un GPS

Les tests menés par Underwriters Laboratories Inc. (UL) ne portent ni sur les performances, ni sur la fiabilité du matériel et du logiciel d'exploitation du GPS (Global Positioning System), ni sur tout autre aspect de ce produit. UL a uniquement testé la résistance au feu, aux chocs et aux sinistres, comme le définit la norme UL60950-1 relative à la sécurité des matériels de traitement de l'information. La certification UL ne couvre ni les performances, ni la fiabilité du matériel et du logiciel d'exploitation GPS. UL ne formule aucune déclaration, ni ne délivre aucune garantie ni aucun certificat concernant les performances et la fiabilité des fonctions GPS de ce produit.

Hazardous Locations

Class 1 Div 2 Product Regulatory Information

The following regulatory statements apply only to the Class 1 Div 2 products. The Class 1 Div 2 products are marked UL Listed 3JDT.

Informations réglementaires sur les produits de classe 1, division 2

Les déclarations réglementaires suivantes ne s'appliquent qu'aux produits de classe 1, division 2. Les produits Class 1 Div 2 sont marqués UL Listed 3JDT

日本 (Japan)



このデバイスと一緒に販売されている充電式バッテリーには、回収、処理、リサイクルできる貴重な金属やその他の素材が含まれています。充電式バッテリー パックを安全に廃棄する方法については、最寄りのリサイクル センターにお問い合わせください。

中国 (China)

通过访问以下网址可下载当地语言支持的产品说明书 www.zebra.com/support

确认进网标贴和证书真伪可查询网址：www.tenaa.com.cn/.

锂电池安全警示语：



警告：请勿拆装，短路，撞击，挤压或者投入火中



注意：如果电池被不正确型号替换，或出现鼓胀，会存在爆炸及其他危险

请按说明处置使用过的电池

电池浸水后严禁使用

本产品局部暴露下电磁照射比吸收率（SAR）最大值为 2W/kg，符合国家标准 GB21288-2020 的要求。

如果配套使用外部电源适配器，请确保其已通过 CCC 认证

（一）符合“微功率短距离无线电发射设备目录和技术要求”的具体条款和使用场景，采用的天线类型和性能，控制、调整及开关等使用方法；

（二）不得擅自改变使用场景或使用条件、扩大发射频率范围、加大发射功率（包括额外加装射频功率放大器），不得擅自更改发射天线；

（三）不得对其他合法的无线电台（站）产生有害干扰，也不得提出免受有害干扰保护；

（四）应当承受辐射射频能量的工业、科学及医疗（ISM）应用设备的干扰或其他合法的无线电台（站）干扰；

（五）如对其他合法的无线电台（站）产生有害干扰时，应立即停止使用，并采取措施消除干扰后方可继续使用；


（六）在航空器内和依据法律法规、国家有关规定、标准划设的射电天文台、气象雷达站、卫星地球站（含测控、测距、接收、导航站）等军民用无线电台（站）、机场等的电磁环境保护区域内使用微功率设备，应当遵守电磁环境保护及相关行业主管部门的规定；

（七）禁止在以机场跑道中心点为圆心、半径 5000 米的区域内使用各类模型遥控器；

（八）有关支持的工作环境条件，请参阅本指南的最高工作温度以及电池信息和电源信息部分。



产品中有害物质的名称及含量

部件名称	有害物质					
	铅 (Pb)	汞 (Hg)	镉 (Cd)	六价铬 (Cr(VI))	多溴联苯 (PBB)	多溴二苯醚 (PBDE)
金属部件	X	○	○	○	○	○
电路模块	X	○	○	○	○	○
电缆及电缆组件	○	○	○	○	○	○
塑料和聚合物部件	○	○	○	○	○	○
光学和光学组件	○	○	○	○	○	○
电池	○	○	○	○	○	○

本表格依据 SJ/T 11364 的规定编制。
 ○: 表示该有害物质在该部件所有均质材料中的含量均在 GB/T 26572 规定的限量要求以下。
 X: 表示该有害物质至少在该部件的某一均质材料中的含量超出 GB/T 26572 规定的限量要求。(企业可在此处,根据实际情况对上表中打“x”的技术原因进行进一步说明。)

France

Cet appareil a été testé et déclaré conforme aux limites applicables d'exposition aux radiofréquences (RF).

Le débit d'absorption spécifique (DAS) local quantifie l'exposition de l'utilisateur aux ondes électromagnétiques de l'équipement concerné.

Les valeurs SAR les plus élevées sont disponibles sur la déclaration de conformité (DoC) disponible sur: www.zebra.com/doc

México

La operación de este equipo está sujeta a las siguientes dos condiciones: (1) es posible que este equipo o dispositivo no cause interferencia perjudicial y (2) este equipo o dispositivo debe aceptar cualquier interferencia, incluyendo la que pueda causar su operación no deseada.

TÜRK WEEE Uyumluluk Beyanı

EEE Yönetmeliğine Uygundur.

United Kingdom Statement of Compliance

Zebra hereby declares that this radio equipment is in compliance with the Radio Equipment Regulations 2017 and the Restriction of the Use of Certain Hazardous Substances in Electrical and Electronic Equipment Regulations 2012.

Any radio operation limitations within UK are identified in Appendix A of UK Declaration of Conformity.

The full text of the UK Declaration of Conformity is available at: zebra.com/doc.

UK Importer: Zebra Technologies Europe Limited

Address:

Dukes Meadow, Millboard Rd, Bourne End, Buckinghamshire, SL8 5XF

Warranty

For the complete Zebra hardware product warranty statement, go to: zebra.com/warranty.

Service Information

Before you use the unit, it must be configured to operate in your facility's network and run your applications.

If you have a problem running your unit or using your equipment, contact your facility's Technical or System Support. If there is a problem with the equipment, they will contact Zebra support at zebra.com/support.

For the latest version of the guide go to: zebra.com/support.

Software Support

Zebra wants to ensure that customers have the latest entitled software at the time of device purchase in order to keep the device operating at peak performance levels. To confirm that your Zebra device has the latest entitled software available at the time of purchase, go to zebra.com/support.

Check for the latest software from Support > Products, or search for the device and select Support > Software Downloads.

If your device does not have the latest entitled software as of your device purchase date, e-mail Zebra at entitlementservices@zebra.com and ensure you include the following essential device information:

- Model number
- Serial number
- Proof of purchase
- Title of the software download you are requesting.

If it is determined by Zebra that your device is entitled to the latest version of software, as of the date you purchased your device, you will receive an e-mail containing a link directing you to a Zebra Web site to download the appropriate software.

Product Support Information

- For information on using this product, see the User Guide at zebra.com/et60-info.
- To find quick answers to known product behaviors, access our knowledge articles at supportcommunity.zebra.com/s/knowledge-base.
- Ask your questions in our Support community at supportcommunity.zebra.com.
- Download product manuals, drivers, software, and view how-to videos at zebra.com/support.
- To request a repair for your product, go to zebra.com/repair.

Patent Information

To view Zebra patents, go to ip.zebra.com.