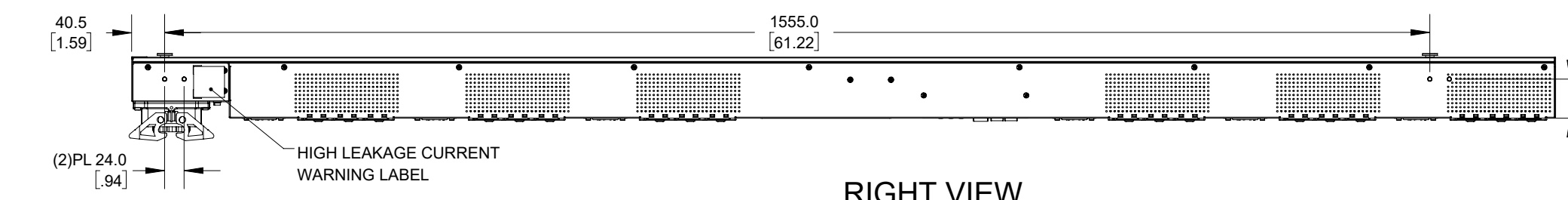
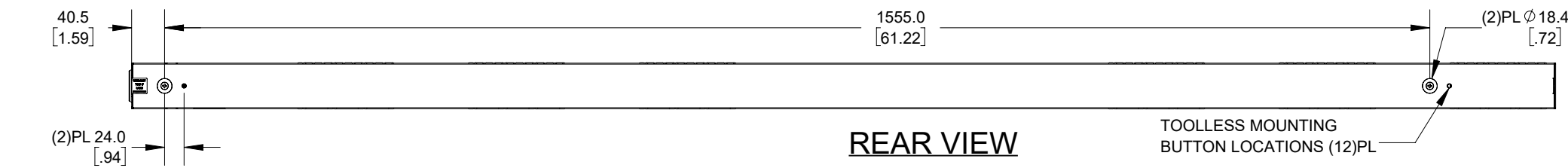
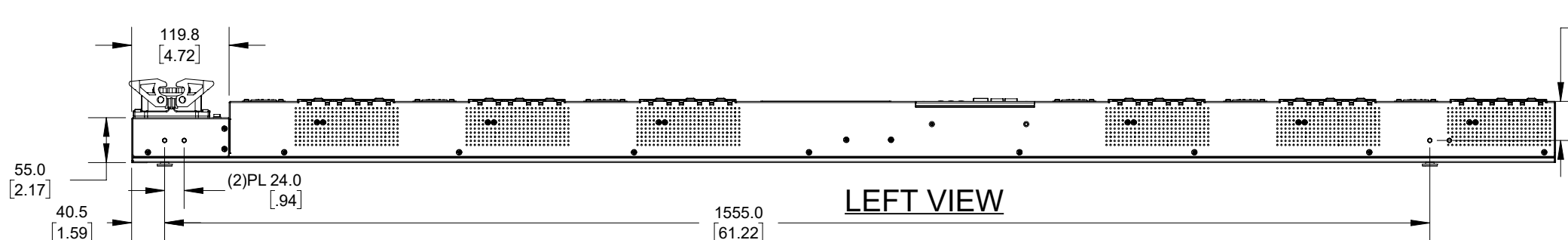


THIS COPY IS PROVIDED ON A RESTRICTED BASIS AND IS NOT TO BE USED IN ANY WAY DETRIMENTAL TO THE INTERESTS OF PANDUIT CORP.

PANDUIT P/N	WEIGHT
SEE SHEET 2	SEE SHEET 2



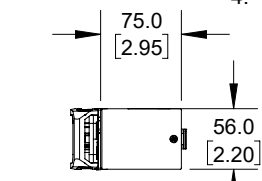
(4)PL 48.0 [1.89]

**SPECIFICATION:**

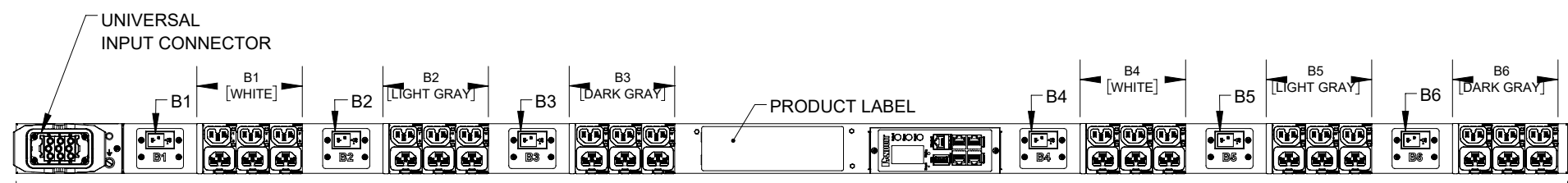
- STANDARD  
 UNIT TYPE: MONITORED, SWITCHED  
 ORIENTATION: VERTICAL, 0U  
 OUTLET QTY & TYPE: (18)C13/C15, (18)C13/C15/C19  
 BREAKER QTY & TYPE: (6) 20AMP, DOUBLE-POLE, 10KAIC  
 REGULATORY STANDARD: RoHS  
 INPUT VOLTAGE: PER INPUT CORD (REF SHEET 3)  
 INPUT CURRENT: PER INPUT CORD (REF SHEET 3)  
 INPUT PHASE: PER INPUT CORD (REF SHEET 3)  
 RATED POWER: PER INPUT CORD (REF SHEET 3)
- ADDITIONAL:  
 CIRCUIT BREAKERS RATED AT 10KAIC PER UL489 AND IEC 60947-2  
 INPUT CORD NOT INCLUDED WITH PDU. SEE SHEET 3 OF 3 FOR AVAILABLE INPUT CORDS  
 PDU DESIGNED TO ACCEPT PANDUIT INPUT CORD UPDUCRD\*  
 INPUT CORD, WHEN INSTALLED, WILL BE ROUTED TOWARDS THE BOTTOM OF THE PDU WHEN INSTALLED VERTICALLY INSIDE OF THE CABINET
- ACCESSORIES:  
 (1) QUICK-START GUIDE

**NOTES:**

- PRIMARY DIMENSIONS ARE IN MILLIMETERS. SECONDARY DIMENSIONS ARE IN [INCHES]
- INSTALLATION SHALL COMPLY WITH ALL APPLICABLE NATIONAL, STATE, AND LOCAL CODES
- VISIT OUR ON-LINE CATALOG AT [WWW.PANDUIT.COM](http://WWW.PANDUIT.COM) FOR A CURRENT LIST OF PRODUCTS APPLICABLE FOR USE WITH THIS PRODUCT
- FOR FULL PRODUCT FUNCTIONALITY REFER TO USER MANUAL



**BOTTOM VIEW**



**FRONT VIEW**

**PLUG/RECEPTACLE BLOCK**

**PLUG**  
UNIVERSAL INPUT CONNECTOR  
50A MAX RATED INPUT

**RECEPTACLE**  
IEC C13/C15 COMBO  
10A, 250V MAX RATED OUTPUT

**RECEPTACLE**  
IEC C13/C15/C19 COMBO  
16A, 250V MAX RATED OUTPUT

REV	DATE	BY	CHK	APR	DESCRIPTION	ECN
03A	10/20/2022	LJB	MIM	MJD	A. MOVED THE LOCKING LEVER FROM THE UPDU INTERCONNECT TO THE PDU MATING CONNECTOR B. UPDATE THE PART NUMBER TABLE ELECTRICAL PARAMETERS	P36E50M-XXYZ
02A	7/4/2022	LJB	MIM	MJD	A. ADDED ADDITIONAL NOTE "INPUT CORD NOT INCLUDED WITH PDU. SEE SHEET 3 OF 3 FOR AVAILABLE INPUT CORDS" B. ADDED SHEET 3 OF 3 INPUT CORD SPECIFICATION(S)	P36E50M-XXYZ
01A	2/17/2022	LJB	MIM	MJD	RELEASED TO PRODUCTION	P36E50M-XXYZ

WE ASK THAT YOU CHECK FULLY THE DIMENSIONS, NOTES, AND SIGNATURE BOX. THE JOB WILL NOT PROGRESS WITHOUT SIGNED APPROVAL. PLEASE DO NOT DELAY IN RETURNING PROOF AS IT WILL AFFECT DELIVERY.

SIGN \_\_\_\_\_  
DATE \_\_\_\_\_  
PRINT \_\_\_\_\_

TITLE: INTELLIGENT SERIES PDU  
**P36E50M-XXYZ**  
CUSTOMER DRAWING

ITEM REVISION NAME: \_\_\_\_\_  
DATASET FILE NAME: \_\_\_\_\_

UNLESS OTHERWISE SPECIFIED, DIMENSIONAL TOLERANCES ARE: mm [IN]

Tolerance(mm) | ±0.5 | ±1.0 | ±1.5 | ±2.5 | ±4.0

0<L≤50 | 50<L≤250 | 250<L≤500 | 500<L≤1000 | 1000<L≤2000

THIRD ANGLE PROJECTION

MATERIAL: N/A

DRAWING NUMBER: **P36E50M-XXYZ\_DC**

BY: LJB | DATE: 2/17/2022 | CHK: H.XU | SCALE: NTS | SHEET 1 OF 3 | SIZE: B

FINISHED GOOD PART NUMBER	FINISHED GOOD DESCRIPTION	COLOR	WEIGHT
P36E50M	MS PDU, VERTICAL, 50AMP, (18)C13/C15, (18)C13/C15/C19, UNIVERSAL INPUT CONNECTOR, NO POWER CORD, TOP-FRONT FED, BLACK, NCNR	BLACK (RAL 9005)	12.3kg

REV	DATE	BY	CHK	APR	DESCRIPTION	ECN
03A	10/20/2022	LJB	MIM	MJD	A. MOVED THE LOCKING LEVER FROM THE UPDU INTERCONNECT TO THE PDU MATING CONNECTOR B. UPDATE THE PART NUMBER TABLE ELECTRICAL PARAMETERS	P36E50M-XXYZ
02A	7/4/2022	LJB	MIM	MJD	A. ADDED ADDITIONAL NOTE "INPUT CORD NOT INCLUDED WITH PDU. SEE SHEET 3 OF 3 FOR AVAILABLE INPUT CORD6" B. ADDED SHEET 3 OF 3 INPUT CORD SPECIFICATION(S)	P36E50M-XXYZ
01A	2/17/2022	LJB	MIM	MJD	RELEASED TO PRODUCTION	P36E50M-XXYZ

WE ASK THAT YOU CHECK FULLY THE DIMENSIONS, NOTES, AND SIGNATURE BOX. THE JOB WILL NOT PROGRESS WITHOUT SIGNED APPROVAL. PLEASE DO NOT DELAY IN RETURNING PROOF AS IT WILL AFFECT DELIVERY.		SIGN
		DATE
		PRINT
TITLE INTELLIGENT SERIES PDU <b>P36E50M-XXYZ</b> CUSTOMER DRAWING		
ITEM REVISION NAME		<b>PANDUIT</b>
DATASET FILE NAME		
UNLESS OTHERWISE SPECIFIED, DIMENSIONAL TOLERANCES ARE: mm [IN]		MATERIAL: <b>N/A</b>
Tolerance(mm) 0<L≤50 ±0.5 50<L≤250 ±1.0 250<L≤500 ±1.5 500<L≤1000 ±2.5 1000<L≤2000 ±4.0		DRAWING NUMBER: <b>P36E50M-XXYZ DC</b>
BY LJB	DATE 2/17/2022	CHK H.XU
SCALE NTS		SIZE B
SHEET 2 OF 3		

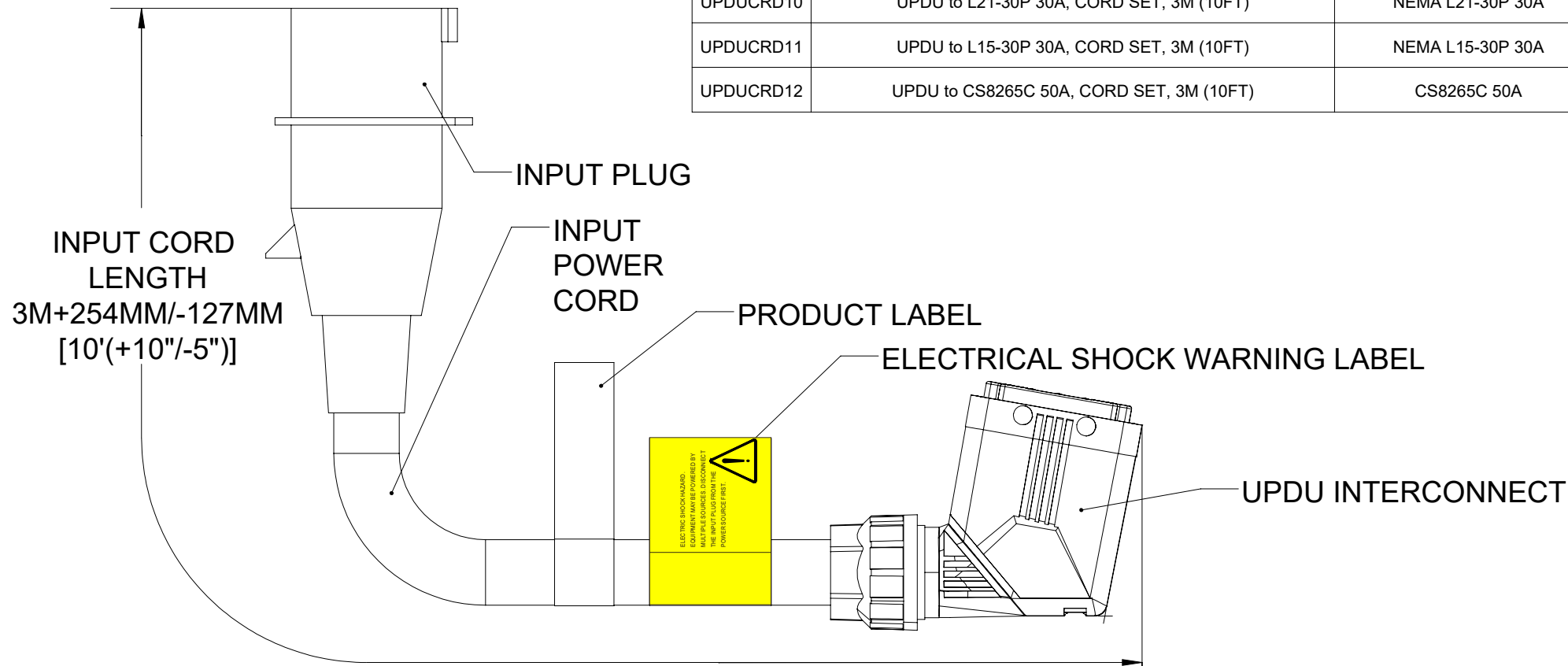
2

1

2

1

Part Number	Description	Input Plug	Input Voltage	Input Current	Input Phase	Rated Power	Length	Compliance Region
UPDUCRD1	UPDU to IEC 60309 3P+N+E 6h 32A (IP44), CORD SET, 3M (10FT)	IEC 60309 3P+N+E 6h 32A (IP44)	400/415VAC	32A/30A(24A DERATED)	THREE PHASE(WYE)	22.0kVA(EMEA) 17.3kVA(NA)	3M	Dual Rated
UPDUCRD2	UPDU to IEC 60309 2P+E 6h 60A (IP44), CORD SET, 3M (10FT)	IEC 60309 2P+E 6h 60A (IP44)	208VAC	60A(48A DERATED)	SINGLE PHASE	10kVA	3M	North America
UPDUCRD3	UPDU to IEC 60309 3P+E 9h 60A (IP44), CORD SET, 3M (10FT)	IEC 60309 3P+E 9h 60A (IP44)	208VAC	60A(48A DERATED)	THREE PHASE(DELTA)	17.3kVA	3M	North America
UPDUCRD4	UPDU to CS8365C 50A, CORD SET, 3M (10FT)	CS8365C 50A	208VAC	50A(40A DERATED)	THREE PHASE(DELTA)	14.4kVA	3M	North America
UPDUCRD5	UPDU to IEC 60309 3P+N+E 6h 63A (IP44), CORD SET, 3M (10FT)	IEC 60309 3P+N+E 6h 63A (IP44)	400/415VAC	63A/60A(48A DERATED)	THREE PHASE(WYE)	27.6kVA(EMEA) 23.0kVA(NA)	3M	Dual Rated
UPDUCRD6	UPDU to IEC 60309 3P+N+E 6h 20A (IP44), CORD SET, 3M (10FT)	IEC 60309 3P+N+E 6h 20A (IP44)	400/415VAC	16A/20A(16A DERATED)	THREE PHASE(WYE)	11.0kVA(EMEA) 11.5kVA(NA)	3M	Dual Rated
UPDUCRD7	UPDU to L6-30P 30A, CORD SET, 3M (10FT)	NEMA L6-30P 30A	208VAC	30A(24A DERATED)	SINGLE PHASE	5.0kVA	3M	North America
UPDUCRD8	UPDU to IEC 60309 2P+E 6h 20A (IP44), CORD SET, 3M (10FT)	IEC 60309 2P+E 6h 20A (IP44)	230/208VAC	16A/20A(16A DERATED)	SINGLE PHASE	3.7kVA(EMEA) 3.3kVA(NA)	3M	Dual Rated
UPDUCRD9	UPDU to IEC 60309 2P+E 6h 32A (IP44), CORD SET, 3M (10FT)	IEC 60309 2P+E 6h 32A (IP44)	230/208VAC	32A/30A(24A DERATED)	SINGLE PHASE	7.3kVA(EMEA) 5.0kVA(NA)	3M	Dual Rated
UPDUCRD10	UPDU to L21-30P 30A, CORD SET, 3M (10FT)	NEMA L21-30P 30A	208VAC	30A(24A DERATED)	THREE PHASE(WYE)	8.6kVA	3M	North America
UPDUCRD11	UPDU to L15-30P 30A, CORD SET, 3M (10FT)	NEMA L15-30P 30A	208VAC	30A(24A DERATED)	THREE PHASE(DELTA)	8.6kVA	3M	North America
UPDUCRD12	UPDU to CS8265C 50A, CORD SET, 3M (10FT)	CS8265C 50A	208VAC	50A(40A DERATED)	SINGLE PHASE	8.3kVA	3M	North America



**NOTES:**

- ELECTRICAL SHOCK WARNING LABEL TO BE PER THE FOLLOWING SPECIFICATIONS:  
MATERIAL: POLYOLEFIN  
THICKNESS: 0.12[0.005"]  
COLOR: BLACK TEXT ON YELLOW BACKGROUND
- ELECTRIC SHOCK WARNING LABEL TO BE PLACED WITHIN 25mm OF THE UPDU INTERCONNECT
- ELECTRICAL SHOCK WARNING LABEL TEXT TO STATE: ELECTRIC SHOCK HAZARD. EQUIPMENT MAY BE POWERED BY MULTIPLE SOURCES. DISCONNECT CONNECTOR ON THE RACK SIDE FIRST.

WE ASK THAT YOU CHECK FULLY THE DIMENSIONS, NOTES, AND SIGNATURE BOX. THE JOB WILL NOT PROGRESS WITHOUT SIGNED APPROVAL. PLEASE DO NOT DELAY IN RETURNING PROOF AS IT WILL AFFECT DELIVERY.

SIGN
DATE
PRINT

REV	DATE	BY	CHK	APR	DESCRIPTION	ECN
03A	10/20/2022	LJB	MIM	MJD	A. MOVED THE LOCKING LEVER FROM THE UPDU INTERCONNECT TO THE PDU MATING CONNECTOR B. UPDATE THE PART NUMBER TABLE ELECTRICAL PARAMETERS	P36E50M-XXYZ
02A	7/4/2022	LJB	MIM	MJD	A. ADDED ADDITIONAL NOTE "INPUT CORD NOT INCLUDED WITH PDU. SEE SHEET 3 OF 3 FOR AVAILABLE INPUT CORD6" B. ADDED SHEET 3 OF 3 INPUT CORD SPECIFICATION(S)	P36E50M-XXYZ
01A	2/17/2022	LJB	MIM	MJD	RELEASED TO PRODUCTION	P36E50M-XXYZ

TITLE		INTELLIGENT SERIES PDU <b>P36E50M-XXYZ</b> CUSTOMER DRAWING	
ITEM REVISION NAME		DATASET FILE NAME	
UNLESS OTHERWISE SPECIFIED, DIMENSIONAL TOLERANCES ARE: mm [IN]		MATERIAL: <b>N/A</b>	
Tolerance(mm)		DRAWING NUMBER: <b>P36E50M-XXYZ DC</b>	
THIRD ANGLE PROJECTION		SCALE	
BY: LJB		DATE: 2/17/2022	
CHK: H.XU		SCALE: NTS	
SHEET 3 OF 3		SIZE: B	

REV	DATE	BY	CHK	APR	DESCRIPTION	ECN
LJB	2/17/2022	H.XU	NTS			