

Quick Start Guide and Terms & Conditions

Read this document before operating the product

Read this document before operating the mobile device, accessories, or software (defined collectively and individually as the "Product") and keep it for future reference. This document contains important Terms and Conditions. Electronic acceptance, opening the packaging, use, or retention of the Product constitutes acceptance of these Terms and Conditions.

SAMSUNG Galaxy Z Fold5

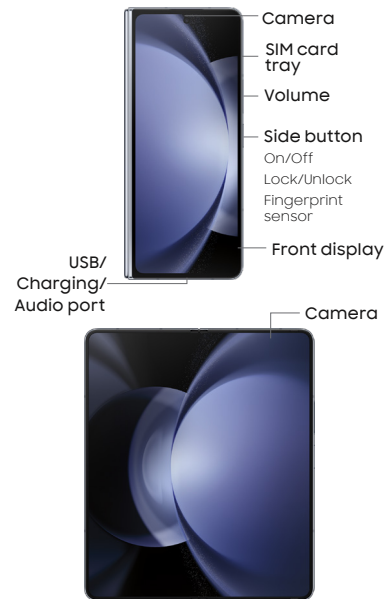
IPX8 Rated



Printed in Korea

GH68-55413A_REV_1.1

Your device



USB Type-C 3A cable included. For more information about charging, visit <https://www.samsung.com/us/support/answer/ANS00078994/>

Use only Samsung approved charging devices and accessories. Damage caused by use of accessories which are not approved may not be covered by warranty. Do not press the screen or the front camera lens with a hard or sharp object, such as a pen or fingernail, or apply excessive pressure. Do not attach adhesives such as films or stickers to the main screen. When folding the device, do not place any objects, such as cards, coins, or keys, or an S Pen in the fold.

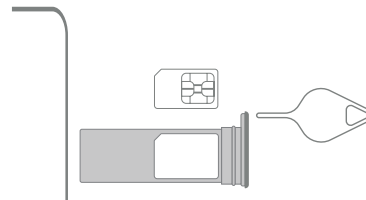
Get started

This device may support a combination of SIM card and eSIM, which is built into the device. Your new device may not include a SIM card. Depending on your wireless carrier, if no SIM card is included you may be able to activate your device with the built-in eSIM by following the prompts on the device. If a SIM card is included, you can use it, or move the SIM card from your old device to the new one.

For more information about SIMs, visit [samsung.com/us/support/answer/ANS00079039/](https://www.samsung.com/us/support/answer/ANS00079039/)

Insert a SIM card

by using the SIM tool to open the tray, then inserting the SIM card.



Charge your device

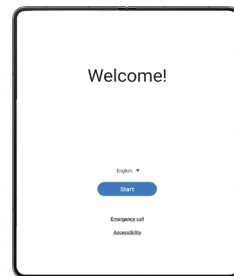
using the included USB cable and a USB Type-C adapter (sold separately).

Turn the device on

by pressing and holding the Side button for a few seconds.

Set up your device

Follow the prompts to start using your new device.



Scan the code

using your old device for more information on how to switch.



or visit kaywa.me/switchtogalaxy

Do more

Register your device

and explore the benefits of Galaxy.

Scan the code or visit samsung.com/us/support/register-product



Samsung Care+

Protect your Galaxy life.

samsung.com/us/support/samsung-care-plus

Need help?

samsung.com/us/support

youtube.com/samsungcare

samsung.com/us/support/simulators

Find the user manual

on your device.



Settings



Tips and user manual

5G

Not all devices, signals, or uses are compatible; check device specs. Check with your carrier for your 5G coverage area, access, & network management details.

Approved firmware versions

This device will only operate with firmware versions that have been approved for use by your wireless carrier and the device manufacturer. If unauthorized firmware is placed on the device it might not function properly.

Safeguarding devices

We encourage customers to take appropriate measures to secure their devices and invite them to take advantage of the features available on this device to help secure it from theft and/or other unauthorized access and use. This device has a locking function (e.g. user-defined codes or patterns) that can serve as a first line of defense against unauthorized use or access to stored information. Preloaded security applications that allow customers to track or locate misplaced devices can be found on several devices. Lost or stolen devices should be immediately reported to your wireless carrier so that proper measures can be taken to protect accounts. For additional information, visit your wireless carrier's Privacy Policy.

Terms & Conditions

Important Legal information

Read this document before operating the mobile device, accessories, or software (defined collectively and individually as the “Product”) and keep it for future reference. This document contains important Terms and Conditions. Electronic acceptance, opening the packaging, use, or retention of the Product constitutes acceptance of these Terms and Conditions.

You can obtain a copy of the complete Terms and Conditions and Samsung Standard One-year Limited Warranty by contacting Samsung at the address or phone number provided in this document.

Dispute Resolution Agreement - This Product is subject to a binding Dispute Resolution Agreement, which includes arbitration terms, between you and SAMSUNG ELECTRONICS AMERICA, INC. (“Samsung”). You can opt out within 30 calendar days of purchase: email optout@sea.samsung.com or call 1-800-SAMSUNG (726-7864) and providing the applicable information.

The Dispute Resolution Agreement, Standard One-year Limited Warranty, End User License Agreement (EULA), and additional Health, Safety and Device care information, including:

- Device Temperature
- Samsung Knox security platform
- Maintaining Dust and Water Resistance (IP rating)
- Location, Navigation, GPS and AGPS
- Wireless Emergency Alerts (WEA)
- Hearing Aid Compatibility (HAC)

are available at:

English:
www.samsung.com/us/support/legal/mobile

Spanish:
www.samsung.com/us/support/legal/mobile-sp

This information is also on the device:

Settings > About phone or About device or About watch or About tablet > Legal information > Samsung legal or, search for “Legal”

You can view the Federal Communications Commission (FCC) certification, if applicable, by opening Settings > About phone or About device or About watch or About tablet > Status or Status information

Diagnostic software

This device may be equipped with diagnostic software reporting usage and performance information used to assess, deliver and improve network quality and the overall device experience to wireless customers. Please refer to your service provider’s terms and conditions or privacy policy for more information.

Specific Absorption Rate (SAR) certification information

For information visit:

- www.fcc.gov/general/radio-frequency-safety-0
- www.fcc.gov/encyclopedia/specific-absorption-rate-sar-cellular-telephones
- www.samsung.com/sar

Exposure to Radio Frequency (RF) signals

For information, visit www.samsung.com/us/support/legal/mobile then select **Health and Safety Information > Radio Frequency (RF) signals**

Samsung mobile products and recycling

WARNING! Never dispose of batteries in a fire because they may explode. Do not disassemble, crush, puncture, heat, burn or reuse batteries. For more information, visit call2recycle.org or call 1-800-822-8837. Alternatively, visit: www.samsung.com/recycling or call 1-800-SAMSUNG.

FCC Part 15 Information and Notices

This device complies with part 15 of the FCC Rules. Operation is subject to conditions: (1) This device may not cause harmful interference, and (2) this device must accept any interference received, including interference that may cause undesired operation. Operate devices that support power sharing at least 8 inches/20 cm away from your body.

FCC Hearing Aid Compatibility (HAC) regulations for wireless devices

The FCC established requirements for devices to be compatible with hearing aids and other hearing devices. For more information, visit www.fcc.gov/consumers/guides/hearing-aid-compatibility-wireline-and-wireless-telephones

HAC for newer technologies

This device has been tested and rated for use with hearing aids for some of the wireless technologies that it uses. However, there may be some newer wireless technologies used in this device that have not been tested yet for use with hearing aids. It is important to try the different features of this device thoroughly and in different locations, using your hearing aid or cochlear implant, to determine if you hear any interfering noise. Consult your service provider or the manufacturer of this device for information on hearing aid compatibility. If you have questions about return or exchange policies, consult your service provider or device retailer.

Emergency calls

Emergency calls may not be possible on all wireless mobile device networks or when certain network services and/or mobile device features are in use. Check with local service providers. If certain features are in use (e.g. call blocking) you may first need to deactivate those features before you can make an emergency call.

Smart practices while driving

Samsung is committed to both promoting responsible driving and giving drivers tools to address distractions. For more information, visit www.samsung.com/us/support/legal/mobile then select **Health and Safety Information > Smart practices while driving**

Responsible listening

CAUTION! Avoid potential hearing loss by not exposing yourself to loud sounds for a prolonged period of time. For more information, visit www.samsung.com/us/support/legal/mobile then select **Health and Safety Information > Responsible listening**

Pacemaker and implantable medical devices

CAUTION! Persons who have implantable medical devices should consult their health care provider before using mobile electronic devices. For more information, visit www.samsung.com/us/support/legal/mobile then select **Health and Safety Information > FCC Part 15 Information and Notices**

WARNING: Your Samsung device contains magnets. Keep it away from credit cards and devices that may be affected by magnets. Keep your Samsung device more than 6 in./15cm away from medical devices. If you suspect interference with a medical device, stop using your Samsung device and consult your medical provider.

Samsung Electronics America, Inc.

85 Challenger Road

Ridgefield Park, NJ 07660

Phone: 1.800.SAMSUNG (726-7864)

Internet: www.samsung.com

© 2023 Samsung Electronics America, Inc. Samsung & Samsung Galaxy are registered trademarks of Samsung Electronics Co., Ltd. Other company and product names mentioned herein may be trademarks of their respective owners. Screen images simulated. Appearance of device may vary. Images shown are for reference only. If you use a screen protector, make sure it allows for use of touch screen features.