

# Dell Chromebook 3100

## Setup and Specifications



## Notes, cautions, and warnings

 **NOTE:** A NOTE indicates important information that helps you make better use of your product.

 **CAUTION:** A CAUTION indicates either potential damage to hardware or loss of data and tells you how to avoid the problem.

 **WARNING:** A WARNING indicates a potential for property damage, personal injury, or death.

# Contents

<b>Chapter 1: Set up your Chromebook 3100</b> .....	<b>4</b>
<b>Chapter 2: Chassis overview</b> .....	<b>6</b>
Right.....	6
Left.....	7
Palmrest.....	8
Front.....	9
Bottom.....	11
LED Indicators and Characteristics.....	11
Battery Charge and Status LED .....	11
<b>Chapter 3: Technical specifications</b> .....	<b>12</b>
Dimensions and weight.....	12
Processor.....	12
Chipset.....	13
Operating system.....	13
Memory.....	13
External ports.....	13
Wireless module.....	14
WWAN module.....	14
Audio.....	15
Storage.....	15
Keyboard.....	15
Camera.....	16
Touchpad.....	16
Power adapter.....	16
Battery.....	17
Display.....	17
GPU-integrated.....	18
Operating and storage environment.....	18
Security.....	18
Services and support.....	19
COO Label background color.....	19
<b>Chapter 4: Keyboard shortcuts</b> .....	<b>20</b>
<b>Chapter 5: Getting help and contacting Dell</b> .....	<b>21</b>

# Set up your Chromebook 3100

**NOTE:** The images in this document may differ from your computer depending on the configuration you ordered.

1. Connect the power adapter and press the power button.  
Chromebook 3100



**NOTE:** To conserve battery power, the battery might enter power saving mode. Connect the power adapter and press the power button to turn on the computer.


2. Finish Windows system setup.

Follow the on-screen instructions to complete the setup. When setting up, Dell recommends that you:





- Connect to a network for Windows updates.
- **NOTE:** If connecting to a secured wireless network, enter the password for the wireless network access when prompted.
- If connected to the internet, sign-in with or create a Microsoft account. If not connected to the internet, create an offline account.
- On the **Support and Protection** screen, enter your contact details.

3. Locate and use Dell apps from the Windows Start menu—Recommended

**Table 1. Locate Dell apps**

	<p><b>Dell Product Registration</b> Register your computer with Dell.</p>
---	---

**Table 1. Locate Dell apps**

	<p><b>Dell Help &amp; Support</b> Access help and support for your computer.</p>
	<p><b>SupportAssist</b> Pro-actively checks the health of your computer's hardware and software. The SupportAssist OS Recovery tool troubleshoots issues with the operating system. For more information, see the SupportAssist documentation at <a href="http://www.dell.com/support">www.dell.com/support</a>.</p> <p><b>NOTE:</b> In SupportAssist, click the warranty expiry date to renew or upgrade your warranty.</p>
	<p><b>Dell Update</b> Updates your computer with critical fixes and latest device drivers as they become available.</p>
	<p><b>Dell Digital Delivery</b> Download software applications, which are purchased but not pre-installed on your computer.</p>

## Chassis overview

### Topics:

- [Right](#)
- [Left](#)
- [Palmrest](#)
- [Front](#)
- [Bottom](#)
- [LED Indicators and Characteristics](#)

## Right




1. USB 3.1 Gen1 (optional)
2. USB Type-C port with Power delivery (optional)
3. Wedge-type lock slot

## For 4G LTE enabled systems



1. USB Type-C port with Power delivery
2. Wedge-type lock slot

## Left



1. Power/Battery status indicator
2. USB Type-C port with Power delivery
3. USB 3.1 Gen 1 port
4. Headset port

# Palmrest



1. Power button
2. Keyboard
3. Touchpad

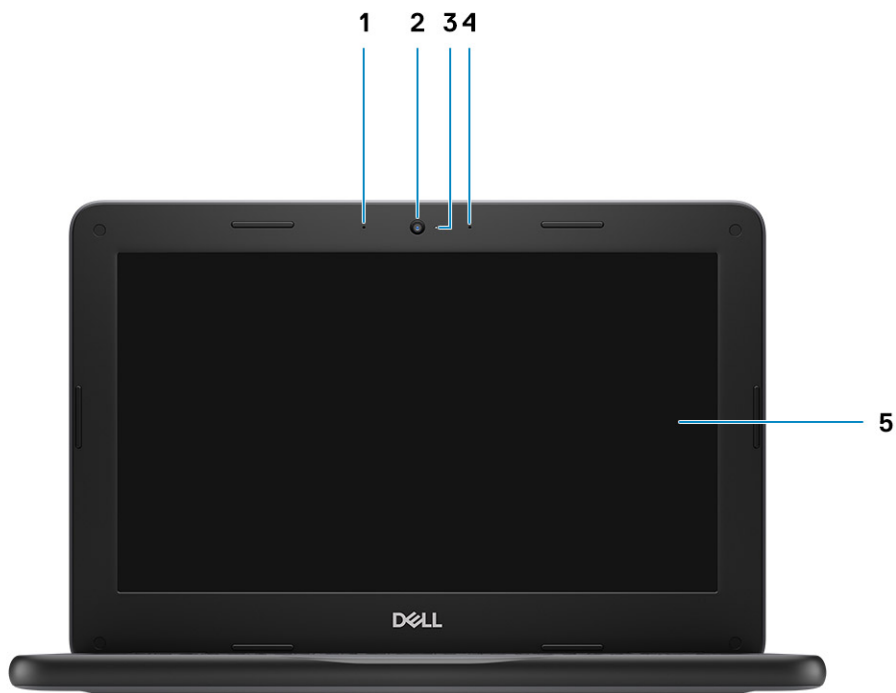


# Front




1. Camera
2. Camera status light
3. Microphone
4. Display panel

## For 4G LTE enabled systems



1. Microphone
2. Camera
3. Camera status light
4. Microphone
5. Display panel

# Bottom



1. Service Tag label
2. Speaker

## LED Indicators and Characteristics

### Battery Charge and Status LED

Table 2. Battery Charge and Status LED Indicator

Power Source	LED Behavior	System Power State	Battery Charge Level
AC Adapter	Off	S0 - S5	Fully Charged
AC Adapter	Solid White	S0 - S5	< Fully Charged
Battery	Off	S0 - S5	11-100%
Battery	Solid Amber (590+/-3 nm)	S0 - S5	< 10%

- S0 (ON) - System is turned on.
- S4 (Hibernate) - The system consumes the least power compared to all other sleep states. The system is almost at an OFF state, expect for a trickle power. The context data is written to hard drive.
- S5 (OFF) - The system is in a shutdown state.

# Technical specifications

**NOTE:** Offerings may vary by region. The following specifications are only those required by law to ship with your computer. For more information about the configuration of your computer, go to Help and Support in your Windows operating system and select the option to view information about your computer.

## Topics:

- [Dimensions and weight](#)
- [Processor](#)
- [Chipset](#)
- [Operating system](#)
- [Memory](#)
- [External ports](#)
- [Wireless module](#)
- [Audio](#)
- [Storage](#)
- [Keyboard](#)
- [Camera](#)
- [Touchpad](#)
- [Power adapter](#)
- [Battery](#)
- [Display](#)
- [GPU-integrated](#)
- [Operating and storage environment](#)
- [Security](#)
- [Services and support](#)
- [COO Label background color](#)

## Dimensions and weight

**Table 3. Dimensions and weight**

Feature	Specifications
Height	Front: 20.75 mm (0.817 inches) Rear: 20.75 mm (0.817 inches)
Width	303.9 mm (11.96 inches)
Depth	207.9 mm (8.19 inches)
Weight	For WiFi enabled systems - 1.29 kg (2.85 lbs) For 4G LTE enabled systems - 1.33 kg (2.93 lbs)

## Processor

**NOTE:** Processor numbers are not a measure of performance. Processor availability is subject to change and may vary by region/country.

**Table 4. Processor specifications**

Type	UMA Graphics	Discrete Graphics
Intel Celeron N4000 Dual core processor (6 W TDP, 2 core count/ 2 threads, 4 MB cache, 2.6 GHz)	Intel UHD Graphics 600	No
Intel Celeron N4020 Dual core processor (6 W TDP, 2 core count/2 threads, 4M Cache, up to 2.8GHz)	Intel UHD Graphics 600	No

## Chipset

**Table 5. Chipset**

Feature	Specifications
Chipset	Integrated in the processor (6 W/4.5 W SDP Gemini Lake – Celeron)
DRAM bus width	64-bit
FLASH EPROM	16 MB
PCIe bus	Internal PCIe

## Operating system

**Table 6. Operating system**

Feature	Specifications
Operating systems supported	Google Chrome operating system

## Memory

**Table 7. Memory specifications**

Feature	Specifications
Minimum memory configuration	4 GB
Maximum memory configuration	4 GB
Type	LPDDR4 (On-board memory)
Speed	2400 MHz

## External ports

The following table lists the external ports on your Chromebook 3100.

**Table 8. External ports**

**Table 8. External ports**

Description	Specifications
Memory card reader	NA
USB	<ul style="list-style-type: none"> <li>• One USB 3.1 Gen 1 port (left-side)</li> <li>• One USB Type-C port with Power delivery (left-side)</li> <li>• One USB 3.1 Gen 1 port—optional (right-side, for WiFi enabled systems only)</li> <li>• One USB Type-C port with Power delivery (right-side, available for 4G LTE enabled systems, optional for WiFi enabled systems)</li> </ul>
Security	Noble wedge lock slot
Audio	One Universal Jack (Global Headset Jack + microphone + line in support) port

## Wireless module

**Table 9. Wireless module**

Specifications
Intel dual band wireless-AC 9560 802.11ac 160 MHz (2x2) Wi-Fi + Bluetooth 5 M.2 1216 solder down

## WWAN module

**Table 10. WWAN module (For 4G LTE enabled systems)**

Feature	Specifications
Model number	Dell DW5820e Intel 7360 LTE-A
Host interface	M.2 3042 form factor
Network standard	LTE FDD/TDD, WCDMA/HSPA+, GNSS/Beidou
Transfer rate	Up to 450 Mbps DL/50 Mbps UL (Cat 9)
Operating Frequency Bands	(1,2,3,4,5,7,8,11,12,13,17,18,19,20,21,26,28,29,30,38,39,40,41,66), HSPA+ (1, 2, 4,5, 8)
Data Rate	<ul style="list-style-type: none"> <li>• LTE FDD: 450 Mbps DL/50 Mbps UL (Cat 9)</li> <li>• LTE TDD: 347 Mbps DL/30 Mbps UL (Cat 9)</li> <li>• UMTS/HSPA+: UMTS 384 kbps DL/384 kbps UL</li> </ul>
Power supply	DC 3.135 V to 4.4 V, Typical 3.3 V
Antenna Diversity	Supported
Radio On/Off	Supported
Wake On Wireless	Supported
Temperature	<ul style="list-style-type: none"> <li>• Normal operating temperature: -10°C to 55°C</li> <li>• Extended Operating temperature: -20°C to 65°C</li> </ul>
Antenna connector	<ul style="list-style-type: none"> <li>• WWAN Main Antenna X 1</li> <li>• WWAN Diversity Antenna X 1</li> </ul>

# Audio

**Table 11. Audio specifications**

Feature	Specifications
Controller	Dialog DA7219
Stereo conversion	Supported
Type	High Definition Audio
Speakers	2
Internal Interface	I2S
External Interface	Digital microphone input on camera module Headset combo jack (stereo headphones/microphone-in)
Internal speaker amplifier	Supported
External Speaker Amp	MAX98357A
External volume controls	Supported
Speaker output:	<ul style="list-style-type: none"> <li>• Average - 2 W</li> <li>• Peak - 2.5 W</li> </ul>
Subwoofer output	Not supported
Microphone	Supported

# Storage

**Table 12. Storage specifications**

Type	Capacity	MMC Interface	Voltage
eMMC	16 GB	eMMC V5.1	3.3 V
eMMC	32 GB	eMMC V5.1	3.3 V

# Keyboard

**Table 13. Keyboard specifications**

Feature	Specifications
Number of keys	<ul style="list-style-type: none"> <li>• 74 (U.S. and Canada)</li> <li>• 75 (UK)</li> <li>• 76 (Brazil)</li> <li>• 78 (Japan)</li> </ul>
Size	Full sized <ul style="list-style-type: none"> <li>• X = 19.05 mm key pitch</li> <li>• Y = 18.05 mm key pitch</li> </ul>
Backlit keyboard	No

**Table 13. Keyboard specifications**

Feature	Specifications
Layout	QWERTY

## Camera

**Table 14. Camera specifications**

Feature	Specifications
Camera type	HD fixed focus
Resolution	Still image: HD resolution 1280 x 720 (1 MP) Video: HD resolution 1280 x 720 (1 MP)
Imaging rate	Up to 30 frames per second
Sensor type	CMOS sensor technology

## Touchpad

**Table 15. Touchpad specifications**

Feature	Specifications
Resolution	1229 x 749
Dimensions	<ul style="list-style-type: none"> <li>X-axis: 99.4 mm (3.91 inches)</li> <li>Y-axis: 54.4 mm (2.14 inches)</li> </ul>
Multi-touch	Supports five fingers

## Power adapter

**Table 16. Power adapter specifications (continued)**

Feature	Specifications
Type	Pecos 65 W USB-C
Input Voltage	100 VAC - 240 VAC
Input current (maximum)	1.7 A
Adapter size	Dimensions In Inches: 1.1 x 2.01 x 4.41 In mm: 28 x 51 x 112
Weight	0.201 kg (0.443 lbs)
Input frequency	50 Hz to 60 Hz
Output current	20 V/3.25 A (continuous) 15 V/3 A (continuous)



**Table 16. Power adapter specifications**

Feature	Specifications
	9 V/3 A (continuous) 5 V/3 A (continuous)
Rated output voltage	20 VDC / 15 VDC / 9 VDC / 5 VDC
Temperature range (Operating)	0°C to 40° C (32°F to 104°F)
Temperature range (Non-Operating)	-40°C to 70°C (-40°F to 158°F)

## Battery

**Table 17. Battery**

Feature	Specifications	
Type	3-cell lithium-ion (42 WHr)	
	3-cell Polymer (42 WHr)	
Dimension	Width	89.15 mm (3.50 inches)
	Depth	175.47 mm (6.90 inches)
	Height	5.90 mm (0.23 inches)
Weight (maximum)	0.185 kg (0.40 lb)	
Voltage	11.40 VDC	
Life span	1 year	
Operating time	Varies depending on operating conditions and can significantly reduce under certain power-intensive conditions	
Temperature range: Operating	<ul style="list-style-type: none"> <li>0°C to 35°C (32°F to 95°F)</li> <li>Charge : 0 °C to 50 °C (32 °F to 122 °F)</li> <li>Discharge: 0 °C to 70 °C (32 °F to 158 °F)</li> </ul>	
	<ul style="list-style-type: none"> <li>0°C to 35°C (32°F to 95°F)</li> <li>Charge : 0 °C to 50 °C (32 °F to 122 °F)</li> <li>Discharge: 0 °C to 70 °C (32 °F to 158 °F)</li> </ul>	
	<ul style="list-style-type: none"> <li>0°C to 35°C (32°F to 95°F)</li> <li>Charge : 0 °C to 50 °C (32 °F to 122 °F)</li> <li>Discharge: 0 °C to 70 °C (32 °F to 158 °F)</li> </ul>	
Temperature range: Storage	- 20 °C to 65 °C (- 4 °F to 149 °F)	

## Display

**Table 18. Display specifications**

Feature	Specifications
Type	11.6 inch, HD TN Non-Touchscreen, and 187 Nits. 11.6 inch, HD TN Touchscreen, and 187 Nits (optional).
Height (Active area)	144.00 mm
Width (Active area)	256.125 mm
Diagonal	293.83 mm (11.6 inches)

**Table 18. Display specifications**

Feature	Specifications
Megapixels	1.04
Pixels Per Inch (PPI)	135
Contrast ratio (Typical)	500:1
Refresh rate	60 Hz
Horizontal viewing angle (min)	+40/-40 degrees
Vertical viewing angle (min)	+10/-30 degrees
Power consumption (max)	3.0 W

## GPU-integrated

**Table 19. GPU-integrated specifications**

Controller	Type	CPU Dependency	Graphics memory type	Capacity	External display support	Maximum resolution
Intel UHD Graphics 600	UMA	Intel Celeron N4000 Dual core CPU	Integrated	Shared system memory	Supported via USB Type-C port	3840 x 2160 @60 Hz

## Operating and storage environment

**Table 20. Operating and storage environment**

	Operating	Storage
Temperature range	0°C to 35°C (32°F to 95°F)	-40°C to 65°C (-40°F to 149°F)
Relative humidity (maximum)	10% to 90% (noncondensing) <i>i</i> <b>NOTE:</b> Maximum dew point temperature = 26°C	0% to 95% (noncondensing) <i>i</i> <b>NOTE:</b> Maximum dew point temperature = 33°C
Vibration (maximum)	2 to 600 Hz at 0.66 Grms	2 to 600 Hz at 1.33 Grms
Shock (maximum)	160 G with pulse duration of 2 ms (equivalent to 80 in/sec)	160 G with pulse duration of 2 ms (equivalent to 80 in/sec)
Altitude (maximum)	0 m to 3048 m (0 ft to 10,000 ft)	0 m to 10,668 m (0 ft to 35,000 ft)

## Security

**Table 21. Security**

Feature	Specifications
Trusted Platform Module (TPM) 2.0	Yes
Firmware TPM	NA

**Table 21. Security**

Feature	Specifications
Cable lock	Wedge-type lock slot







## Services and support

**Table 22. Services and support specifications**

Feature	Specifications
1-Year Mail-In Service	Standard
Onsite NBD <i>i</i> <b>NOTE:</b> Service may be provided by third party. Technician will be dispatched if necessary following phone-based troubleshooting, subject to parts availability, and other terms of service contract.	Yes
Warranty Extensions	Up to 4 years
ProSupport	Optional

## COO Label background color

**Table 23. COO Label background color comparison table**

Chromebook 3100	Chromebook 3100 (enabled with 4G LTE)
Chromebook 3100 has the COO label background color as Dark Grey.	For 4G LTE enabled systems, the COO label background color is Titan Grey Dull.
VH0N2 LBL,REG,COO,L10,3100,K34 	HFNW6 LBL,REG,COO,L10,3100,K34 
YKX71 LBL,REG,COO,L10,3100,CD 	C5J6F LBL,REG,COO,L10,3100,CD 
0KYC9 LBL,REG,COO,L10,3100,KS 	3YXYT LBL,REG,COO,L10,3100,KS 

## Keyboard shortcuts

**NOTE:** Keyboard characters may differ depending on the keyboard language configuration. Keys that are used for shortcuts remain the same across all language configurations.

**Table 24. List of keyboard shortcuts**



Keys	Primary Behavior	Secondary Behavior (Fn + Key)
Fn + Esc	Escape	Switch Fn-key lock
Fn + F1	Mute audio	F1 behavior
Fn + F2	Decrease volume	F2 behavior
Fn + F3	Increase volume	F3 behavior
Fn + F4	Mic Mute	F4 behavior
Fn + F5	Keyboard backlight <b>NOTE:</b> Not applicable for non-backlight keyboard.	F5 behavior
Fn + F6	Decrease screen brightness	F6 behavior
Fn + F7	Increase screen brightness	F7 behavior
Fn + F8	Switch to external display	F8 behavior
Fn + F10	Print Screen	F10 behavior
Fn + F11	Home	F11 behavior
Fn + F12	End	F12 behavior
Fn + Right Ctrl	Emulates right-click	--

# Getting help and contacting Dell

## Self-help resources


You can get information and help on Dell products and services using these self-help resources:


**Table 25. Self-help resources**

Self-help resources	Resource location
Information about Dell products and services	<a href="http://www.dell.com">www.dell.com</a>
My Dell app	
Tips	
Contact Support	In Windows search, type <code>Contact Support</code> , and press Enter.
Online help for operating system	<a href="http://www.dell.com/support/windows">www.dell.com/support/windows</a>
Access top solutions, diagnostics, drivers and downloads, and learn more about your computer through videos, manuals and documents.	Your Dell computer is uniquely identified by a Service Tag or Express Service Code. To view relevant support resources for your Dell computer, enter the Service Tag or Express Service Code at <a href="http://www.dell.com/support">www.dell.com/support</a> .  For more information on how to find the Service Tag for your computer, see <a href="#">Locate the Service Tag on your computer</a> .
Dell knowledge base articles for a variety of computer concerns	<ol style="list-style-type: none"> <li>1. Go to <a href="http://www.dell.com/support">www.dell.com/support</a>.</li> <li>2. On the menu bar at the top of the Support page, select <b>Support &gt; Knowledge Base</b>.</li> <li>3. In the Search field on the Knowledge Base page, type the keyword, topic, or model number, and then click or tap the search icon to view the related articles.</li> </ol>

## Contacting Dell

To contact Dell for sales, technical support, or customer service issues, see [www.dell.com/contactdell](http://www.dell.com/contactdell).

 **NOTE:** Availability varies by country/region and product, and some services may not be available in your country/region.

 **NOTE:** If you do not have an active Internet connection, you can find contact information about your purchase invoice, packing slip, bill, or Dell product catalog.