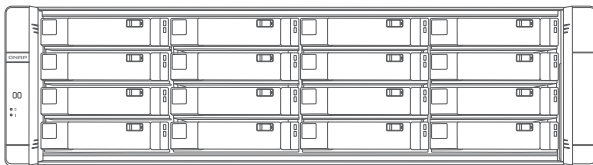


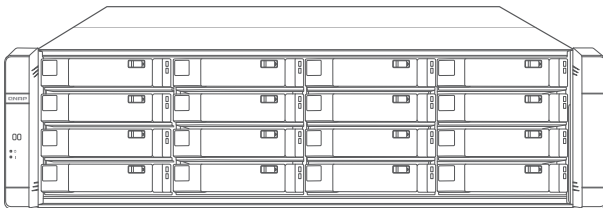


# NAS

## Quick Installation Guide

快速安裝手冊 빠른 설치 설명서 Snelle Installatiegids  
クイックインストールガイド Hızlı Kurulum Kılavuzu  
คู่มือการติดตั้งแบบเร็ว Gyors telepítési útmutató  
Instrukcja szybkiej instalacji 快速安裝指南  
Kurzinstallationsanleitung Guía de Instalación Rápida  
Guida di installazione rapida Pika-asennusopas  
Краткое руководство по установке  
Snabbinstallationsguide Guia de Instalação Rápida  
Hurtiginstallasjonsveiledning Průvodce rychlou instalací  
Hurtig installationsvejledning  
Pika-asennusopas Installatiegids





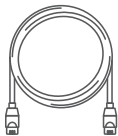
2.5" SSD / HDD

x64

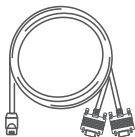


3.5" HDD

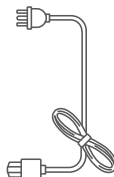
x64



1GbE(RJ45) x 6



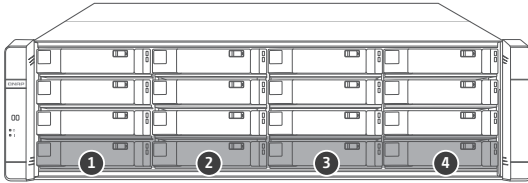
Console cable x 1



x2



x1



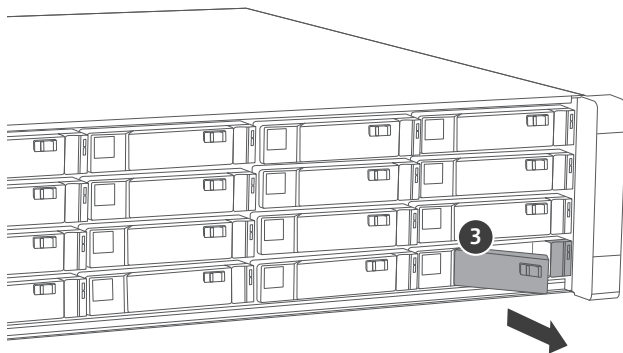
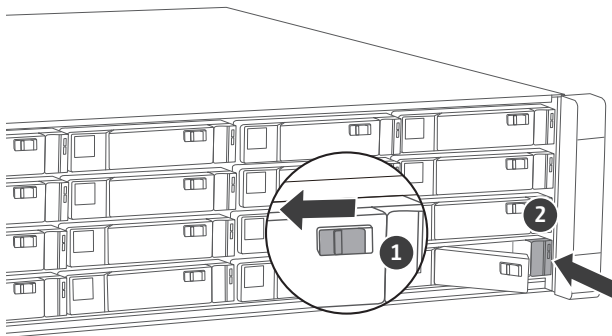
- QES uses drive bays 1-4. QNAP recommends using SSD drives for QES – – – – – en
- QES verwendet Laufwerksschächte 1-4. QNAP empfiehlt, SSD-Laufwerke für QES zu verwenden – – – – – de
- QES utilise les baies de disques 1 à 4. QNAP recommande d'utiliser des lecteurs SSD pour QES – – – – – fr
- QES usa vani unità 1-4. QNAP consiglia di utilizzare unità SSD per QES – – – – – it
- QES usa bahias de unidades 1-4. QNAP recomienda el uso de unidades SSD para QES. – – – – – es
- QES gebruikt de stations sleuven 1-4. QNAP adviseert om SSD-schijven te gebruiken voor QES – – – – – nl
- QES använder diskfack 1-4. QNAP rekommenderar att SSD-diskar används med QES – – – – – sv
- QES käyttää asemapaikkoja 1-4. QNAP suosittelee käyttämään SSD-asemia QESille – – – – – fi
- QES bruger diskpladser 1 - 4. QNAP anbefaler brug af SSD-diske til QES – – – – – da
- QES bruker disklukene 1-4. QNAP anbefaler å bruke SSD-disker for QES – – – – – no
- QES usa baias de disco rígido 1-4. A QNAP recomenda usar discos rígidos SSD para QES – – – – – pt
- QES использует отсеки для дисков 1-4. QNAP рекомендует использовать для QES диски SSD – – – – – ru
- QES 使用硬碟插槽 1-4。QNAP 建議針對 QES 使用 SSD 硬碟 – – – – – tw
- QES 使用硬碟架 1-4。QNAP 建议使用 SSD 硬盘安装 QES – – – – – cn
- QES はドライブベイ 1-4 を使用します。QNAP は QES 用に SSD ドライブの使用を推奨します – – – – – ja
- QES 는 드라이브 베이 1-4 를 사용합니다. QNAP 는 QES 에 SSD 드라이브를 사용할 것을 권장합니다 – – – – – ko
- QES ใช้ช่องไดรฟ์ 1-4 QNAP ขอแนะนำให้ใช้ไดรฟ์ SSD สำหรับ QES – – – – – th
- QES 1-4 sürücü bölmesi kullanır. QNAP, QES için SSD sürücülerinin kullanılmasını önerir – – – – – tr
- A QES az 1-4. meghajtóhelyet használja. A QNAP javasolja SSD-meghajtók használatát a QES-hez – – – – – hu
- QES využívá přihrádky disků 1-4. Společnost QNAP doporučuje pro QES disky SSD – – – – – cs
- System QES używa wnęk dysków 1-4. Firma QNAP zaleca używanie dysków SSD do obsługi systemu QES – – – – – pl
- QES مع SSD تستخدم محركات الأقراص 1-4. توصي QNAP باستخدام محركات أقراص SSD مع – – – – – ar

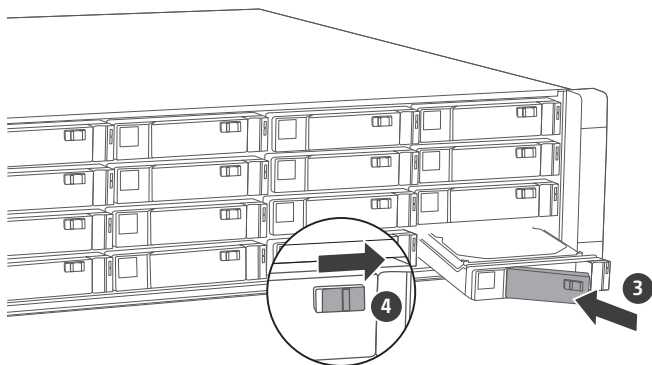
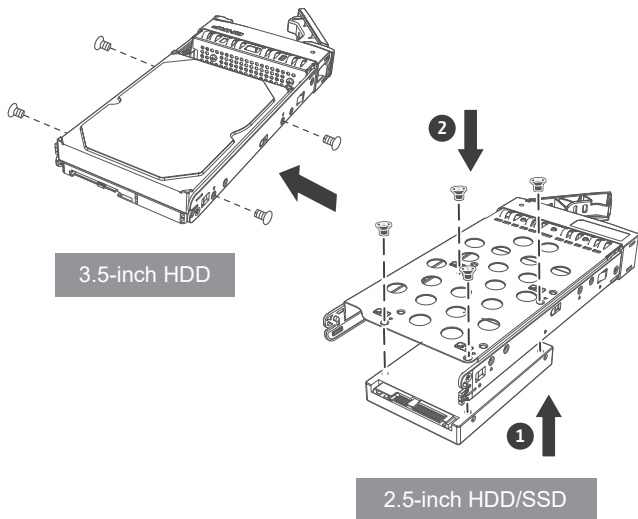


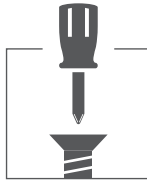
HDD / SSD

<http://www.qnap.com/compatibility>

- All the drive data will be cleared upon SSD / HDD initialization ----- en
- Alle Laufwerksdaten werden bei SSD/HDD-Initialisierung gelöscht ----- de
- Toutes les données présentes sur les disques seront effacées lors de l'initialisation des SSD/HDD ----- fr
- Tutti i dati presenti verranno cancellati durante l'inizializzazione degli SSD / HDD ----- it
- Todos los datos del disco serán borrados con la inicialización del SSD / HDD ----- es
- Alle gegevens worden gewist tijdens de initialisatie van de SSD / HDD's ----- nl
- All data kommer att raderas när SSD / HDD initieras ----- sv
- SSD / HDD alustaminen poistaa kaikki tiedostot ----- fi
- Alle data på drevet vil blive ryddet efter initialisering af SSD / HDD ----- da
- All data vil bli slettet når SSD / HDD er initialisert ----- no
- Todos os dados do SSD / HDD serão apagados com a inicialização do SSD / HDD ----- pt
- После инициализации SSD/HDD все данные на нем будут удалены ----- ru
- 硬碟初始化時，所有資料皆會被清除 ----- tw
- 所有 SSD / HDD 上的数据都将会被清除 ----- cn
- SSD/HDD を初期化すると、すべてのデータが消去されます ----- ja
- SSD / HDD 를 초기화 시키면 드라이브의 모든 데이터가 손실됩니다 ----- ko
- ข้อมูลในไดรฟ์จะถูกลบออก เมื่อมีการตั้งค่าเริ่มต้น ----- th
- Kurulum başladığında SSD / HDD disk üzerinde ki tüm veri silinecektir ----- tr
- Minden korábbi adat törlődik az SSD / HDD-ről az első rendszerindítás során ----- hu
- Všetchna data na SSD / HDD budou smazána v důsledku inicializace ----- cs
- Podczas instalacji wszystkie dane na dyskach SSD / HDD zostaną usunięte ----- pl
- يتم مسح كل بيانات محرك الأقراص عند تهيئة HDD(قرص الحالة الصلبة) / SSD(محرك الأقراص الصلبة) ----- ar

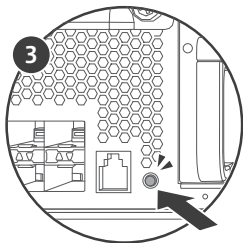
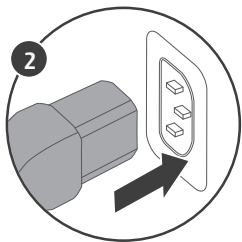
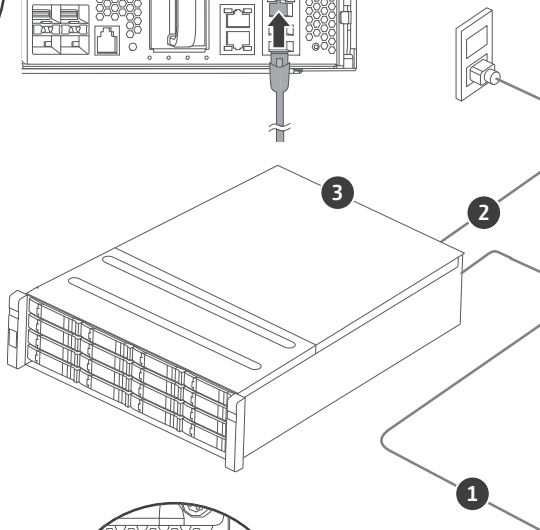
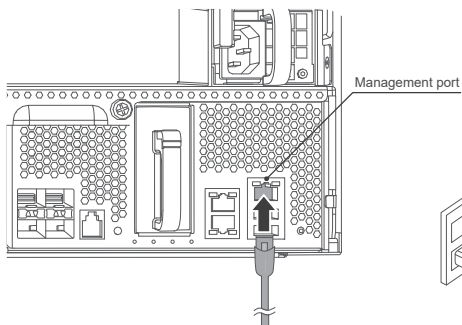
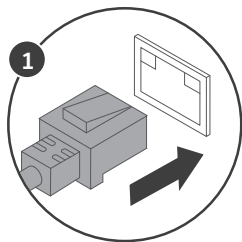







- Tighten the screws to prevent the tray from getting stuck to the chassis. ----- en
- Ziehen Sie die Schrauben an, um zu verhindern, dass der Einschub am Gehäuse stecken bleibt. ----- de
- Serrez les vis pour éviter que le plateau ne reste collé au châssis. ----- fr
- Serrare le viti per evitare che il vano si blocchi nello chassis. ----- it
- Apriete los tornillos para evitar que la bandeja quede atascada en el chasis. ----- es
- Draai de schroeven vast om te voorkomen dat de lade bekneeld raakt in het frame. ----- nl
- Dra åt skruvarna för att förhindra att facket fastnar i chassina. ----- sv
- Kiristä ruuvit, jotta alusta ei juutu runkoon. ----- fi
- Spænd skruerne for at forhindre bakken i at sidde fast i kabinettet. ----- da
- Trekk til skruene for å unngå at skuffen setter seg fast i kabinettet. ----- no
- Aperte os parafusos para evitar que a bandeja fique travada no chassi. ----- pt
- Затяните винты, чтобы лоток не сошел с шасси. ----- ru
- 鎖緊螺絲以防止托盤卡在機殼裡。 ----- tw
- 拧紧螺丝，以免托盘卡在机箱上。 ----- cn
- トレイがシャーシに引っかからないようにネジを締めます。 ----- ja
- 트레이가 세시에 걸리지 않도록 나사를 조여 주십시오. ----- ko
- ขันสกรูให้แน่น เพื่อป้องกันไม่ให้ภาพไปติดกับแชสซี ----- th
- Tepsinin çerçeveye sıkışmasını önlemek için vidaları sıkın. ----- tr
- Húzza meg a csavarokat, hogy a tálcá ne akadjon el a házban. ----- hu
- Abyste zabránili zaklínění přihrádky k šasi, utáhněte šrouby. ----- cs
- Dokładnie dokręć wkręty, aby kieszeń nie zaklinowała się w obudowie. ----- pl
- أحكام ربط المسامير لمنع العتبة من الالتصاق بالهيكل. ----- ar

# 03

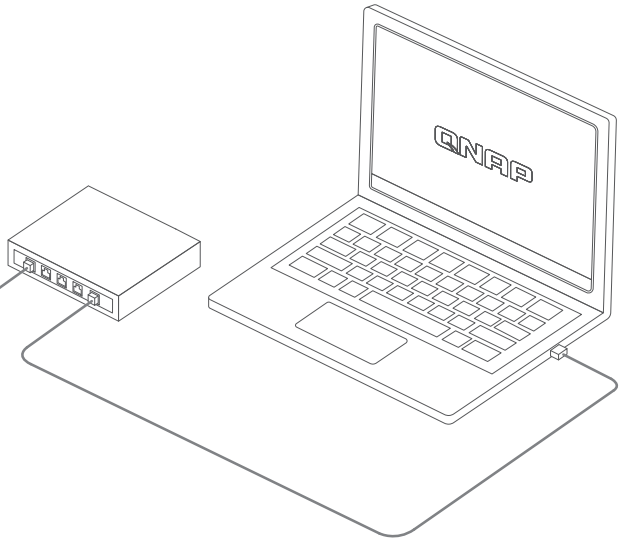
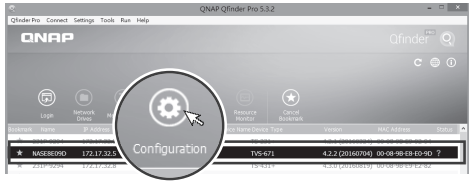




 Qfinder Pro



<http://www.qnap.com/qfinderpro>





Download Center  
[www.qnap.com/download](http://www.qnap.com/download)

- Visit Download Center for our full guides and utilities. ----- en
- Unsere vollständigen Handbücher und Dienstprogramme finden Sie im Download Center. ----- de
- Visitez le Centre de téléchargement pour accéder à nos guides et utilitaires complets. ----- fr
- Per le guide e le utilità complete, visitare il Centro download. ----- it
- Visite el Centro de descargas para ver todas nuestras guías y utilidades. ----- es
- Bezoek het downloadcentrum voor onze uitgebreide gidsen en hulpprogramma's. ----- nl
- Besök Nedladdningscenter för våra fullständiga guider och verktyg. ----- sv
- Katso täydelliset oppaat ja apuohjelmat latauskeskuksestamme. ----- fi
- Besøg Downloadcenter for at se alle vores vejledninger og hjælpeværktøjer. ----- da
- Gå til Nedlastingscenter for fullstendige veiledninger og verktøy. ----- no
- Visite a Central de Download para acessar nossos guias e utilitários completos. ----- pt
- Чтобы ознакомиться с полным набором руководств и служебных программ, посетите Центр загрузки. ----- ru
- 請前往下載中心取得完整指南和應用工具。 ----- tw
- 有关完整指南和实用工具·请访问“下载中心”。 ----- cn
- 完全なガイドとユーティリティについては、ダウンロードセンターをご覧ください。 ----- ja
- 다운로드 센터에서 전체 지침 및 유틸리티를 확인하십시오. ----- ko
- กรุณาเข้าสู่การดาวน์โหลดเพื่อดูว่าโหลดคู่มือฉบับสมบูรณ์และโปรแกรมอรรถประโยชน์ต่างๆ ----- th
- Tam kılavuzumuz ve yardımcı hizmetlerimiz için İndirme Merkezi'ni ziyaret edin. ----- tr
- A teljes útmutatók és segédprogramok megtekintéséhez keresse fel a Letöltési központot. ----- hu
- Kompletniho průvodce a nástroje najdete na webu Centrum stahování. ----- cs
- Odwiedź Centrum pobierania, aby uzyskać kompletne przewodniki i narzędzia. ----- pl
- المساعدة الكاملة للحصول على الأدوات والأدوات تفضل بزيارة مركز التنزيل ----- ar



This device complies with Part 15 of the FCC Rules. Operation is subject to the following two conditions:

1. This device may not cause harmful interference.
2. This device must accept any interference received, including interference that may cause undesired operation.

**FCC Class A Notice:**

This equipment has been tested and found to comply with the limits for a Class A digital device, pursuant to Part 15 of the FCC Rules. These limits are designed to provide reasonable protection against harmful interference when the equipment is operated in a commercial environment. This equipment generates, uses, and can radiate radio frequency energy, and if not installed and used in accordance with the instruction manual, may cause harmful interference to radio communications. Operation of this equipment in a residential area is likely to cause harmful interference, in which case the user will be required to correct the interference at his own expense.

Modifications: Any modifications made to this device that are not approved by QNAP Systems, Inc. may void the authority granted to the user by the FCC to operate this equipment.



This device complies with CE compliance Class A.



According to the requirement of the WEEE legislation the following user information is provided to customers for all branded QNAP Electronics products subject to the WEEE directive.

This symbol on the product or on its packaging indicates that this product must not be disposed of with your other household waste. Instead, it is your responsibility to dispose of your waste equipment by handing it over to a designated collection point for the recycling of waste electrical and electronic equipment. The separate collection and recycling of your waste equipment at the time of disposal will help to conserve natural resources and ensure that it is recycled in a manner that protects human health and the environment. For more information about where you can drop off your waste equipment for recycling, please contact your local city office, your household waste disposal service or the shop where you purchased the product.



更多關於安全、法規、與環境法令遵循相關的資訊，請參閱以下網址 [www.qnap.com/regulatory/](http://www.qnap.com/regulatory/)。



※ 付属の電源コードは当該製品専用です。他の機器に使用しないでください。



[service.qnap.com](https://service.qnap.com)



[docs.qnap.com](https://docs.qnap.com)

**QNAP**

Printed in Taiwan  
P/N: 51000-024633-RS