

DVI Video Splitter

ST122DVIA

ST124DVIA



*actual product may vary from photos

DE: Bedienungsanleitung - de.startech.com

FR: Guide de l'utilisateur - fr.startech.com

ES: Guía del usuario - es.startech.com

IT: Guida per l'uso - it.startech.com

NL: Gebruiksaanwijzing - nl.startech.com

PT: Guia do usuário - pt.startech.com

For the latest information, technical specifications, and support for this product, please visit www.startech.com/<sku>.

FCC Compliance Statement

This equipment has been tested and found to comply with the limits for a Class A digital device, pursuant to part 15 of the FCC Rules. These limits are designed to provide reasonable protection against harmful interference in a residential installation. This equipment generates, uses and can radiate radio frequency energy and, if not installed and used in accordance with the instructions, may cause harmful interference to radio communications. However, there is no guarantee that interference will not occur in a particular installation. If this equipment does cause harmful interference to radio or television reception, which can be determined by turning the equipment off and on, the user is encouraged to try to correct the interference by one or more of the following measures:

- Reorient or relocate the receiving antenna.
- Increase the separation between the equipment and receiver.
- Connect the equipment into an outlet on a circuit different from that to which the receiver is connected.
- Consult the dealer or an experienced radio/TV technician for help.

Industry Canada Statement

This Class A digital apparatus complies with Canadian ICES-003.

Cet appareil numérique de la classe [A] est conforme à la norme NMB-003 du Canada.

CAN ICES-3 (A)/NMB-3(A)

This device complies with Industry Canada licence-exempt RSS standard(s). Operation is subject to the following two conditions:

(1) This device may not cause interference, and (2) This device must accept any interference, including interference that may cause undesired operation of the device.

Le présent appareil est conforme aux CNR d'Industrie Canada applicables aux appareils radio exempts de licence.

L'exploitation est autorisée aux deux conditions suivantes:

(1) l'appareil ne doit pas produire de brouillage, et (2) l'utilisateur de l'appareil doit accepter tout brouillage radioélectrique subi, même si le brouillage est susceptible d'en compromettre le fonctionnement.

Use of Trademarks, Registered Trademarks, and other Protected Names and Symbols

This manual may make reference to trademarks, registered trademarks, and other protected names and/or symbols of third-party companies not related in any way to StarTech.com. Where they occur these references are for illustrative purposes only and do not represent an endorsement of a product or service by StarTech.com, or an endorsement of the product(s) to which this manual applies by the third-party company in question. Regardless of any direct acknowledgement elsewhere in the body of this document, StarTech.com hereby acknowledges that all trademarks, registered trademarks, service marks, and other protected names and/or symbols contained in this manual and related documents are the property of their respective holders.

Table of Contents

Introduction	1
Packaging Contents	1
System Requirements.....	1
Product Overview	2
Top View - ST122DVIA.....	2
Rear View - ST122DVIA.....	2
Top View - ST124DVIA.....	3
Rear View - ST124DVIA.....	3
Installation	4
Hardware Installation	4
Driver Installation	4
Specifications	5
Technical support	6
Warranty information	6

Introduction

The StarTech.com DVI Splitter with Audio lets you share one DVI video and audio source on two (ST122DVIA) or four (ST124DVIA) displays and also act as a signal amplifier that allows you to locate your DVI monitors up to 33ft (10m) away. A simple and convenient DVI video solution that suits virtually any application or operating environment (classroom, health care, professional A/V, control centres, retail POS environments), the DVI splitter/distribution amplifier is easy to install and supports high definition resolutions up to 1080p or 1920x1200 for computers.

Packaging Contents


- 1 x ST122DVIA/ST124DVIA video splitter
- 1 x Rack Mounting brackets (ST124DVIA only)
- 1 x Power Adapter
- 1 x Instruction Manual

System Requirements


- DVI enabled video source
- DVI enabled display devices
- Analog stereo audio source with 3.5mm mini-plug interface (optional)
- Analog stereo speakers with 3.5mm mini-plug interface (optional)

Product Overview


Top View - ST122DVIA




Rear View - ST122DVIA



Top View - ST124DVIA



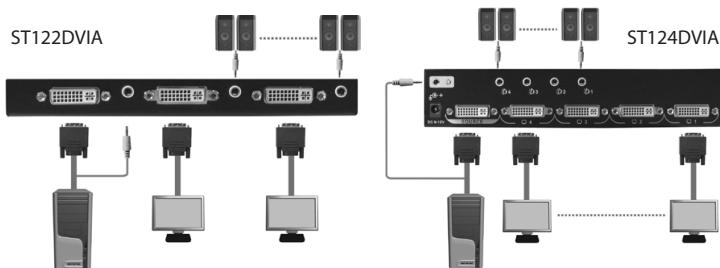
Rear View - ST124DVIA



Installation

Hardware Installation

1. Make sure all devices are powered off and unplugged.
2. Connect the DVI video source (i.e. computer, HDTV box, etc.) to the Input connector on the splitter, using a standard male/male DVI cable. If using audio, also connect a 3.5mm mini-jack audio cable from the video source to the Input connector on the splitter.
3. **NOTE:** Use of DVI-D cables is recommended as some DVI video sources may default to using an analog signal, when a DVI-I cable is used.
4. Connect the DVI display device (i.e. monitor, HDTV, projector, etc.) to one of the Output connectors on the splitter, using standard male/male DVI cables. If using audio, also connect a 3.5mm mini-jack audio cable from the Output connector to the display device/speakers.
5. Repeat for each display device or port on the splitter



6. Power on the display devices first. At least one display device must be connected to the splitter, before powering it on, to ensure proper operation.
7. Connect power to the DVI splitter to power it on. The Power LED will light up green.
8. Power on the video source device. The Power LED should change to blue to indicate it is receiving a good input signal.

Driver Installation

No driver installation is required to use the DVI video splitter, as it is an external, hardware-only device, that will not be seen by the host system.

Specifications

	ST122DVIA	ST124DVIA
Video Signal	DVI-D (digital)	
Number of Ports	2	4
Connectors	3 x 24-pin DVI-I	5 x 24-pin DVI-I
	3 x 3.5mm mini-jack	5 x 3.5mm mini-jack
	1 x DC Power	1 x DC Power
LEDs	1 x Power/Input	1 x Power/Input
	2 x Output Link	4 x Output Link
Maximum Video Resolution	1920x1200@60Hz	
Maximum Distance	10m / 33ft	
Maximum Video Bandwidth	350MHz	
HDCP Compliant	Yes (1.1)	
Power Adapter	9~12VDC, 600mA, center positive	
Operating Temperature	0°C ~ 40°C (32°F ~ 104°F)	
Storage Temperature	-20°C ~ 60°C (-4°F ~ 140°F)	
Humidity	0 ~ 80% RH	
Dimensions	181.4mm x 85.2mm	220.0mm x 135.0mm
	x 20.0mm	x 44.0mm
Weight	600g	1100g

Technical support

StarTech.com's lifetime technical support is an integral part of our commitment to provide industry-leading solutions. If you ever need help with your product, visit www.startech.com/support and access our comprehensive selection of online tools, documentation, and downloads.

For the latest drivers/software, please visit www.startech.com/downloads

Warranty information

This product is backed by a two-year warranty.

StarTech.com warrants its products against defects in materials and workmanship for the periods noted, following the initial date of purchase. During this period, the products may be returned for repair, or replacement with equivalent products at our discretion. The warranty covers parts and labor costs only. StarTech.com does not warrant its products from defects or damages arising from misuse, abuse, alteration, or normal wear and tear.

Limitation of Liability

In no event shall the liability of StarTech.com Ltd. and StarTech.com USA LLP (or their officers, directors, employees or agents) for any damages (whether direct or indirect, special, punitive, incidental, consequential, or otherwise), loss of profits, loss of business, or any pecuniary loss, arising out of or related to the use of the product exceed the actual price paid for the product. Some states do not allow the exclusion or limitation of incidental or consequential damages. If such laws apply, the limitations or exclusions contained in this statement may not apply to you.

Hard-to-find made easy. At StarTech.com, that isn't a slogan. It's a promise.

StarTech.com is your one-stop source for every connectivity part you need. From the latest technology to legacy products — and all the parts that bridge the old and new — we can help you find the parts that connect your solutions.

We make it easy to locate the parts, and we quickly deliver them wherever they need to go. Just talk to one of our tech advisors or visit our website. You'll be connected to the products you need in no time.

Visit www.startech.com for complete information on all StarTech.com products and to access exclusive resources and time-saving tools.

StarTech.com is an ISO 9001 Registered manufacturer of connectivity and technology parts. StarTech.com was founded in 1985 and has operations in the United States, Canada, the United Kingdom and Taiwan servicing a worldwide market.