



The bridge to possible

White paper  
Cisco public

# Application Hosting on Catalyst Access Points

Americas Headquarters

Cisco Systems, Inc. 170 West Tasman Drive

San Jose, CA 95134-1706 USA

<https://www.cisco.com>

Tel: 408 526-4000 800

553-NETS (6387)

---

# Contents

Overview	3
Developing IOx applications	4
High-level deployment workflow	5
Topology	7
Use cases	8
Summary	13
References	14

---

## Overview

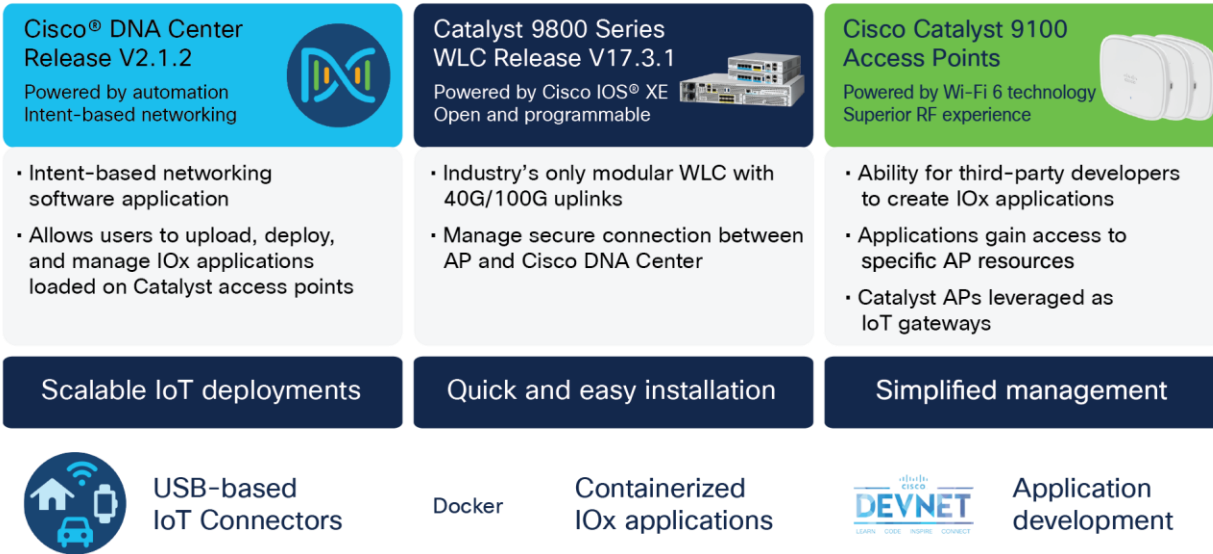
Wireless networks are a rapidly growing part of today's technology, and at this moment in history, we as a society are more connected than ever before. Through a joint global effort, once-complex problems can now be solved with simple yet elegant solutions. However, in recent years, as the world's population has rapidly grown in size, we have begun to face a whole new set of issues that require technology to resolve. These pain points vary greatly and range from the need to effectively manage thousands of retail stores in order to meet rising global demands to the challenge of monitoring massive protected natural areas to prevent further degradation. While each global pain point has its own set of complexities, a single common denominator affects each issue. That is the immense difficulty of effectively managing anything of massive scale. For example, with regard to protection of natural areas, unless helicopters can patrol the area night and day, without technology, there is no way to ensure that the environment is not disturbed further. The same goes for retail stores and their ability to assure the same quality of service that is achievable through e-commerce. Unless large teams of employees are physically there to support both store operations and customers 24/7, competitive challenges will certainly be present.

Clearly, with the surge of technology and growth in human population, the traditional management methods used for hundreds of years have lost their effectiveness. We're at a point in time when we need a clear path to manage the exponentially scaling world. The Internet of Things (IoT) can help meet this need.

The IoT can be described as the ability to leverage a wireless network to monitor and transfer data through smart devices automatically and without human intervention. With regard to environmental rehabilitation, we can deploy sensors in the areas we'd like to monitor. Through smart IoT software, we can automate the entire process of detecting environmental anomalies and monitoring large expanses of land from a single computer screen. The same concept applies to retail stores, where we can replace the standard price tags with electronic shelf labels. Through smart IoT software, we can not only manage inventory in multiple stores at once but also provide a stellar customer experience with the ability to locate items from a mobile application. To spearhead this technological revolution, Cisco has created a state-of-the-art platform known as Application Hosting on Catalyst® Access Points.

Cisco's Application Hosting on Catalyst Access Points feature provides users with the ability to load third-party Dockerized Cisco® IOx applications directly onto Cisco Catalyst access points and to leverage them as IoT gateways. Once loaded, the third-party application gains complete access to specific access point software and hardware resources. Depending on the application developed, it can have the ability to communicate with a third-party application server through its internal VLAN, or with third-party IoT devices wirelessly through an IoT USB connector. Giving third-party developers the ability to create applications and leverage these access points as IoT gateways has created endless possibilities for the IoT movement.

## Application Hosting on Catalyst APs overview

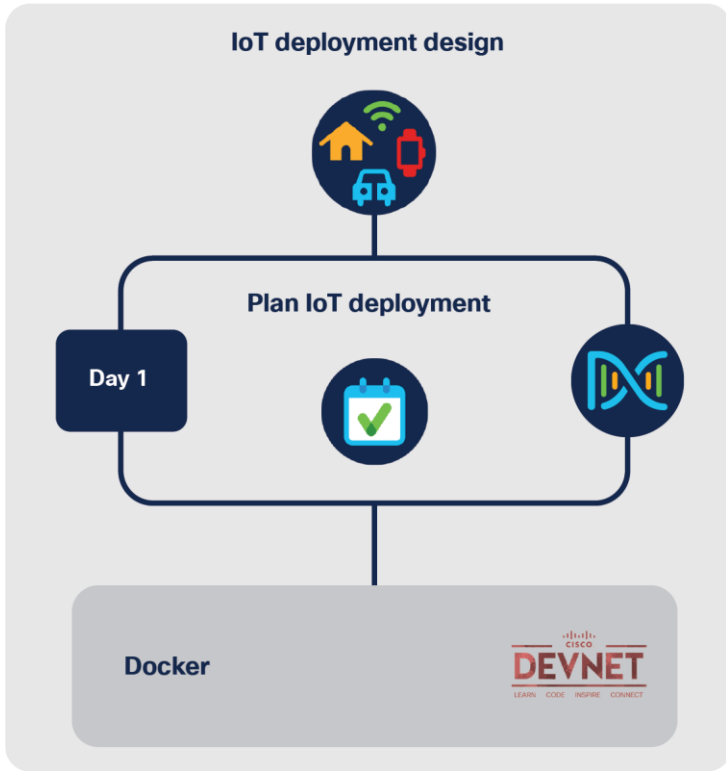


**Figure 1.**  
Overview of Application Hosting on Catalyst Access Points

## Developing IOx applications

Cisco's goal for Application Hosting is to enable anyone with the desire to innovate in the field of IoT to leverage Cisco Catalyst access points as a platform. The software development workflow used by Cisco's engineering teams for Application Hosting is incredibly straightforward and systematic. By using Cisco's DevNet page, which gives a step-by-step walkthrough of the process, any developer can go from software planning to developing in a matter of minutes.

To further understand the IoT application planning and development workflow, refer to our official DevNet page (<https://developer.cisco.com/app-hosting-ap>) and Figure 2 below.

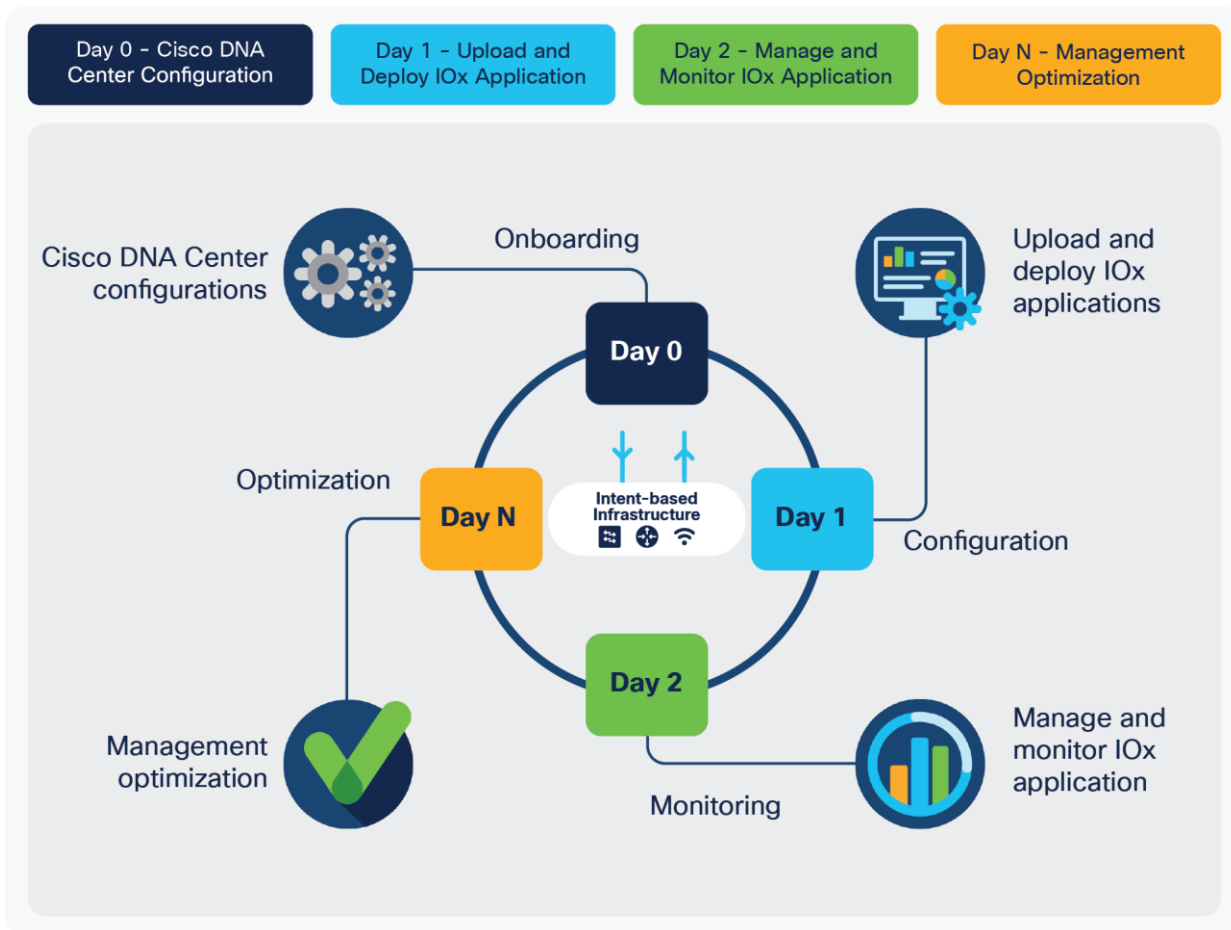


**Figure 2.**  
Application planning and development workflow

## High-level deployment workflow

To allow smooth deployment of an application to an organization’s access points, we have created an intuitive four-step process that enables users to set up Cisco DNA Center and begin reaping the benefits of IoT with minimal effort. Cisco’s ultramodern intent-based networking platform, Cisco DNA Center, provides users with a well-designed user interface to quickly and easily deploy the application and manage its lifecycle.

To further understand the application deployment workflow, refer to the diagram and steps below.



**Figure 3.**  
Application Hosting deployment workflow

### Day 0: Cisco DNA Center configurations

**Note:** Skip to day 1 if you have already completed day-0 Cisco DNA Center configuration.

1. Create a network hierarchy site (area, building, floors) via the Network Hierarchy page.
2. **Optional:** Configure the Network Hierarchy settings via the Network Settings page.
3. Discover the WLC and access points via the Discovery page.
4. Assign the WLC and access points to the network hierarchy created via the Inventory page.

### Day 1: Upload and deploy IOx applications

1. Upload a third-party IOx application to Cisco DNA Center via the IoT Services page.
2. Deploy the uploaded application to specific access points.

### Day 2: Manage and monitor IOx applications

1. Establish communication between the third-party application and its third-party application server.
2. Begin managing and monitoring the applications deployed on the access points.

## Day N: Optimize management optimization

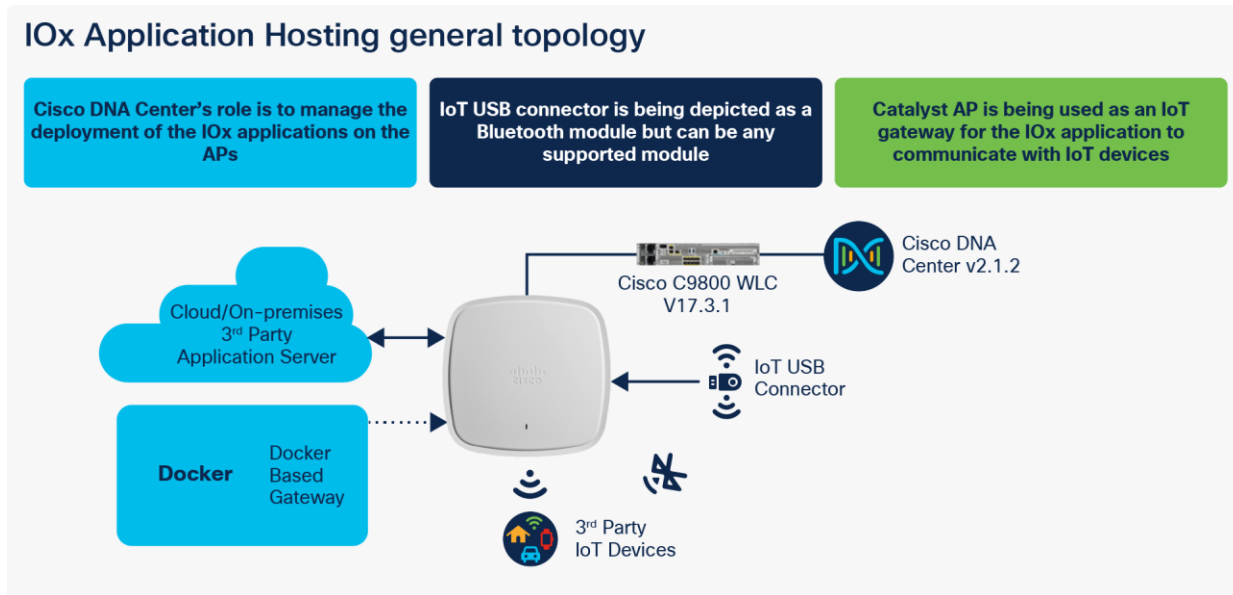
1. Validate how the deployed applications are performing in the field.
2. Develop software enhancements based on analysis and upgrade your applications.
3. Repeat deployment workflow from day 1.

## Topology

The state-of-the-art Application Hosting technology is built directly into the Catalyst access point code itself. Other than the optional requirement of adding an IoT USB connector to the access point's USB module, no additional change to a wireless deployment is required. The application-loaded access point takes on the role of an IoT gateway and acts as a middleman that enables a third-party application server to communicate with IoT devices surrounding the access point's physical location.

Application Hosting works by enabling the application to begin communicating, through the access point's internal management VLAN, with a cloud or on-premises third-party application server. The application server can then leverage each access point as its own IoT gateway and talk to the surrounding IoT devices through the access point's IoT USB connector. Since typical wireless deployments have access points deployed throughout each employee-inhabited facility, Application Hosting can easily enable control IoT devices throughout multiple regions at once.

To further understand the general topology of an Application Hosting deployment, refer to the figure below.

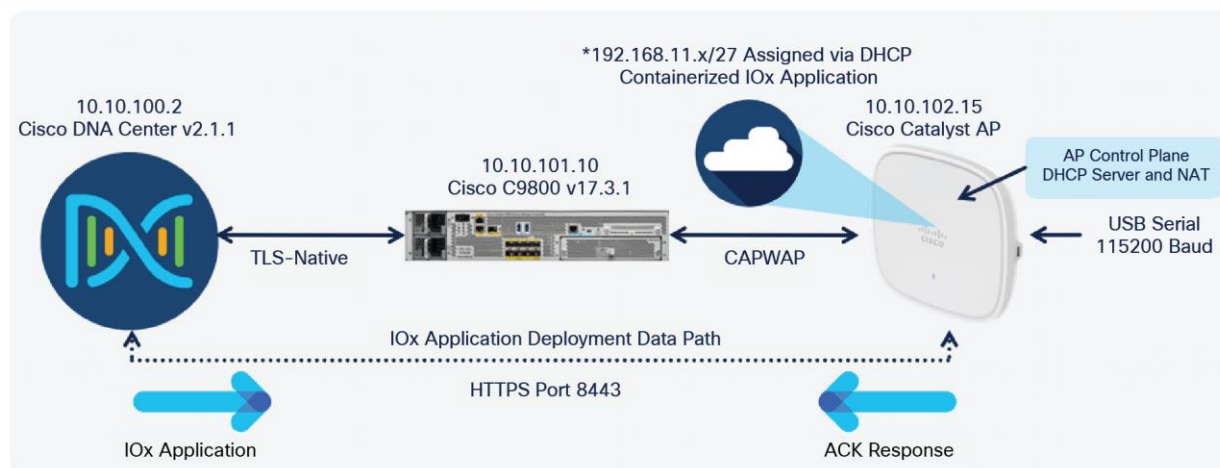


**Figure 4.**  
Application Hosting general topology

To allow developers to focus on creating incredible IoT applications with quick turnaround time, Application Hosting has been designed in a way that removes all irrelevant hardware constraints, giving developers the freedom to code without worrying about the underlying infrastructure. For example, a deployed application can easily communicate externally through a Network Address Translation (NAT) provided IP address received automatically through the Dynamic Host Configuration Protocol (DHCP) server from the access point's control plane. This design allows all deployed applications to effortlessly and securely communicate with anything they need to in the network. Another example is that by allowing a direct HTTPS communication between each access point and Cisco DNA Center, a developer can quickly deploy their developed applications throughout their entire network for validation, without any downtime.

To further understand the network topology of an Application Hosting deployment, refer to the figure below.

## IOx Application Network topology



\*The IOx Application's traffic is locally switched and communicates to external sources through NATting the AP's IP

**Figure 5.**  
Application Hosting network topology

## Use cases

Cisco's Application Hosting on Catalyst Access Points feature provides endless possibilities to developers working in the IoT. This section offers some ideas for use cases as inspiration.

### Use case 1: Healthcare

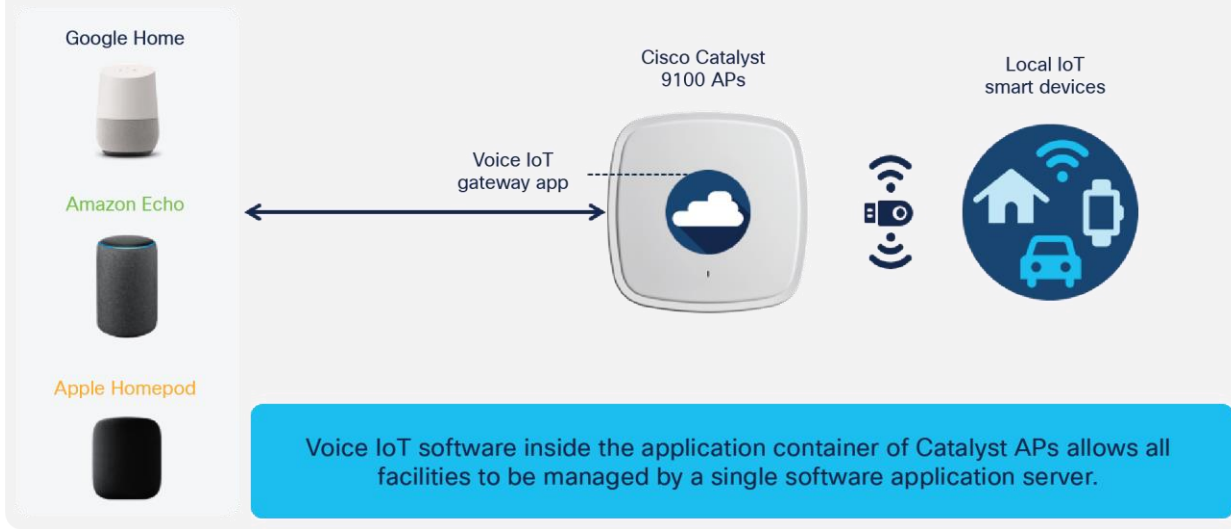
**Background:** A pandemic hit the world in 2020, caused by a virus identified as COVID-19. Due to its contagious nature, the virus has caused devastating effects throughout the globe.

**Pain points:** Individuals must be quarantined immediately due to the incredibly contagious nature of the virus. The contagiousness of this virus has caused immense impacts on both patients' well-being and medical facilities' ability to manage operations.

**How Application Hosting can address the pain points:** With Application Hosting, you can create applications that respond to external stimuli such as voice control devices (i.e., Google Home, Amazon Echo).



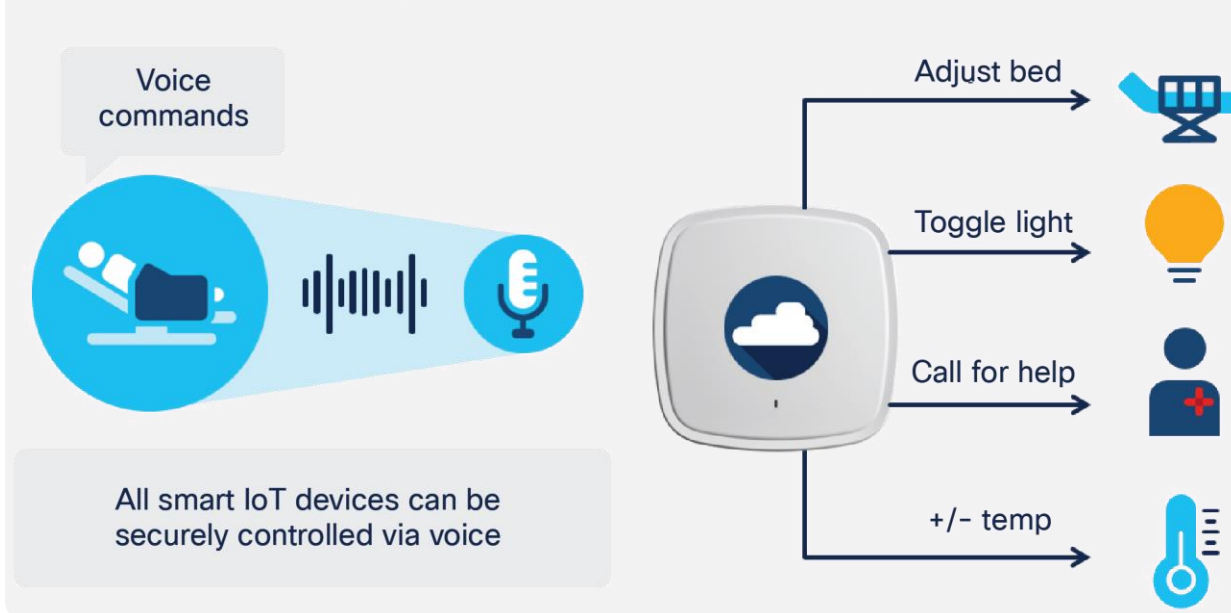
## Voice IoT Application Hosting topology



**Figure 6.**  
Voice IoT software topology

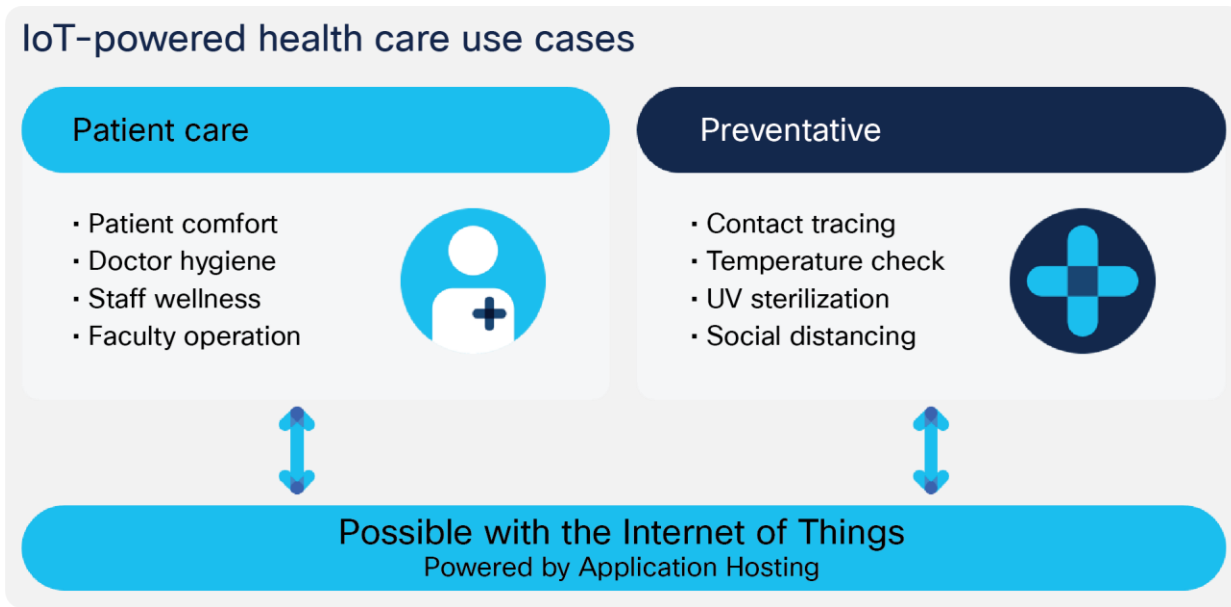
Your application can use these received external parameters to trigger actions such as calling for a nurse, changing the temperature, adjusting the bed, and many more. Such technology increases the convenience of bedridden patients and helps medical facility staff maintain maximum effectiveness while social distancing during the COVID-19 pandemic.

## Health care patient experience



**Figure 7.**  
Patients leveraging Cisco IoT technology to control devices through voice

To further understand how Application Hosting can revolutionize the world of healthcare, refer to the figure below.



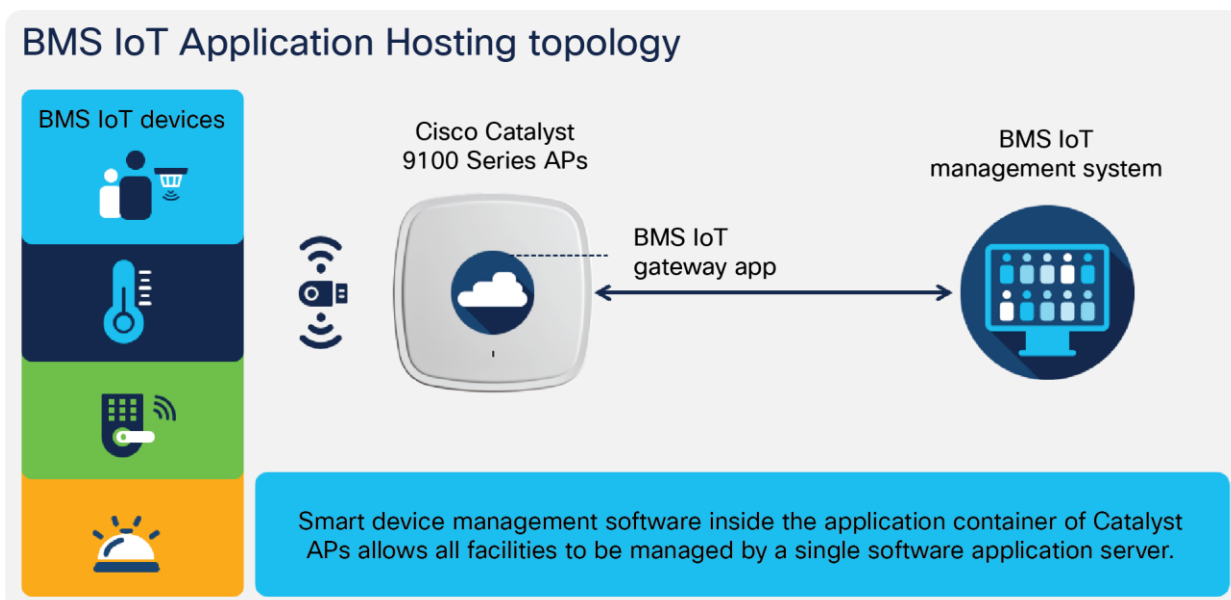
**Figure 8.**  
Application Hosting healthcare use cases

**Use case 2: Building Management System (BMS)**

**Background:** A sizable multi-regional enterprise is looking for smarter ways to manage facilities spread through multiple countries.

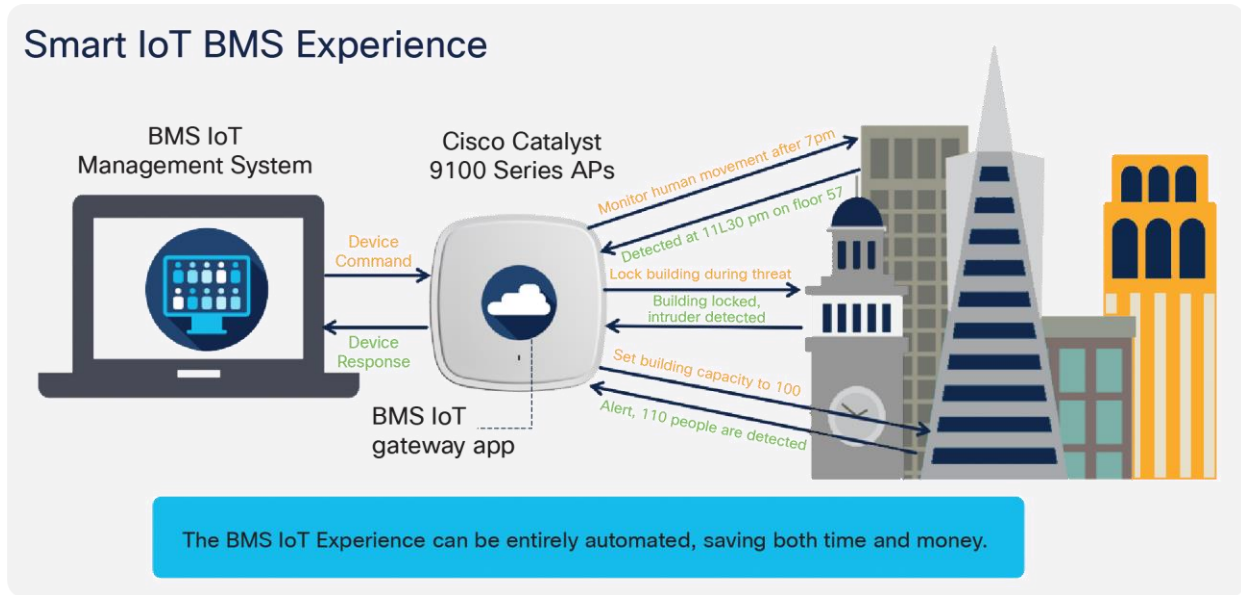
**Pain points:** Managing these facilities and ensuring 24/7 security can be a difficult task. Often a large team of facilities managers must be onsite to ensure employees' safety and security. Such a manual process drains a company financially and leaves security vulnerable to potential human error.

**How Application Hosting addresses the pain points:** With Application Hosting, you can create applications that directly communicate with smart building management devices throughout all facilities in multiple regions at once.



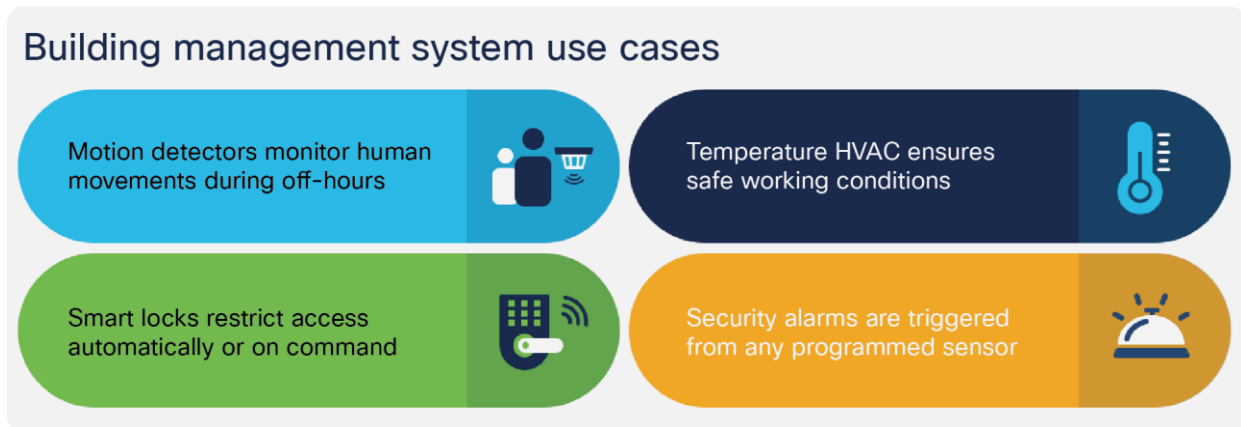
**Figure 9.**  
Smart devices communicating with a BMS manager through Catalyst APs

You can automate all devices to report information back to a central application server, creating a convenient command center for facilities management. What once required a large team of facilities managers can now be accomplished with intelligent IoT software.



**Figure 10.**  
Using Application Hosting to monitor multiple buildings

To further understand how Application Hosting can modernize the building management system, refer to the figure below.



**Figure 11.**  
Building management system use cases

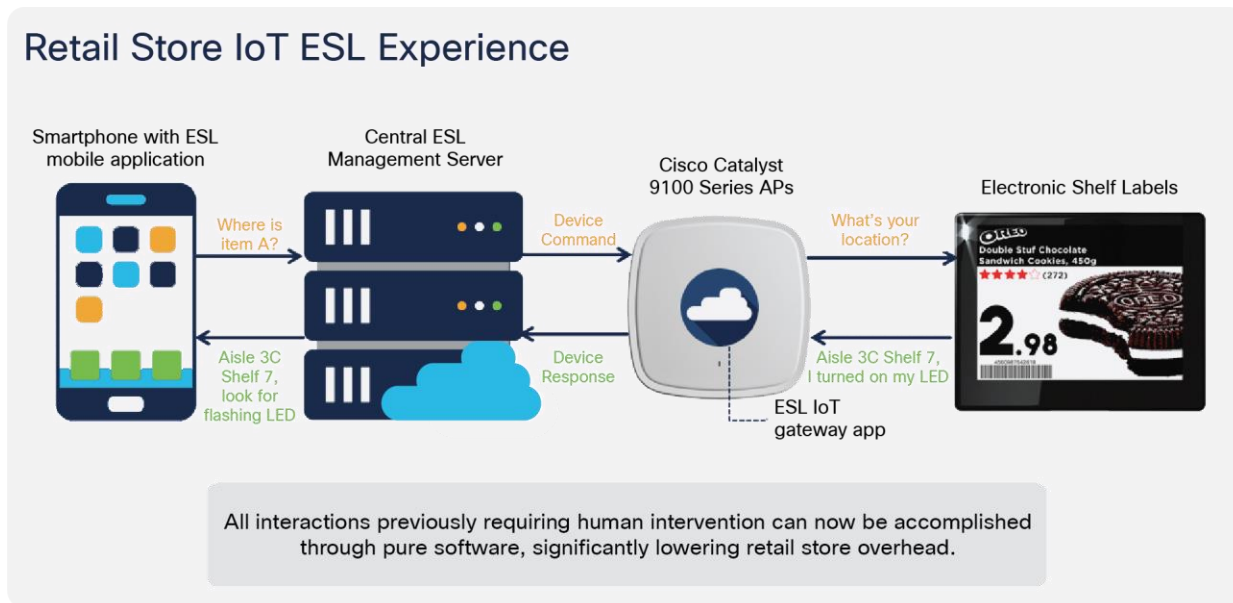
### Use case 3: Retail stores

**Background:** The CEO of a large retail chain that directly competes with e-commerce platforms such as Amazon is seeking ways to reduce overhead.

**Pain points:** There is no way for an in-store retailer to compete with the flexible management of an e-commerce platform. Tasks such as changing the prices of items, helping customers locate items in-store, and even showing the availability of specific items all require significantly higher overhead in a physical store than online.

**How Application Hosting addresses the pain points:** With Application Hosting, you can create applications that directly communicate with Electronic Shelf Labels (ESLs). ESLs are used in place of standard price tags and enable in-store retailers to update item prices remotely from a computer, and to discover the availability and physical location of any item in the store through a web or mobile application.

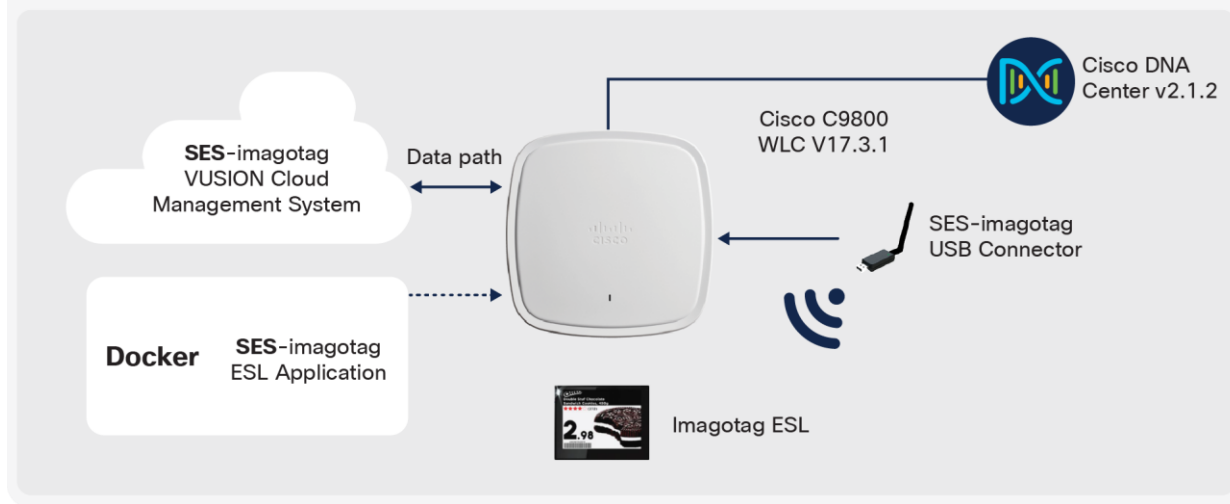
Cisco has partnered with an ESL vendor, SES-imagotag, to create this exact IoT ESL application. This solution has saved our customers both time and money through effective retail store management.



**Figure 12.** User and store management experience leverage IoT ESLs

To further understand how a typical SES-imagotag solution is deployed throughout retail stores, refer to the figure below.

## SES-imagotag ESL deployment topology



**Figure 13.**  
Cisco and SES-imagotag ESL deployment

## Summary

At the same time that Cisco wireless networks extend their reach to every corner of the world, the IoT is becoming a part of all aspects of our lives. With smart IoT devices already making their way into ordinary households in forms such as voice control technology, automated temperature regulation, and mobile-controlled security enforcement, we can expect bigger and better use cases in the years to come. Cisco's Application Hosting on Catalyst Access Points can help you be part of this technological revolution that is changing the world.

**Table 1.** Matrix of supported software and hardware

IOS-XE WLC Release	Cisco DNA Center Release
17.3.1 and above	2.1.2.0 and above

Access point PID	OS type	WLC PID	OS type
9105AXI	AP-COS	C9800-CL	IOS-XE
C9105AXW	AP-COS	C9800-L	IOS-XE
C9115AX	AP-COS	C9800-40	IOS-XE
C9117AX	AP-COS	C9800-80	IOS-XE
C9120AX	AP-COS		
C9130AX	AP-COS		

---

## References

### All Cisco DNA Center guides

- <https://www.cisco.com/c/en/us/support/cloud-systems-management/dna-center/products-installation-guides-list.html>

### IOx application guides

- <https://developer.cisco.com/docs/app-hosting-ap/>
- <https://developer.cisco.com/docs/iox/#!introduction-to-iox/what-is-iox>
- <https://developer.cisco.com/docs/iox/#!what-is-ioxclient>
- <https://developer.cisco.com/docs/iox/#!tutorial-build-sample-docker-type-iox-app-using-docker-toolchain/tutorial-build-sample-docker-type-iox-app-using-docker-toolchain>

### Application Hosting video guides

- The Internet of Things – Application Hosting Overview and Use Cases
  - [https://www.youtube.com/watch?v=ZDRkKOTLat8&ab\\_channel=CiscoWLAN](https://www.youtube.com/watch?v=ZDRkKOTLat8&ab_channel=CiscoWLAN)
- The Internet of Things – Application Hosting Deployment and Technical Deep Dive
  - [https://www.youtube.com/watch?v=0u3FGIRrdhU&ab\\_channel=CiscoWLAN](https://www.youtube.com/watch?v=0u3FGIRrdhU&ab_channel=CiscoWLAN)

**Americas Headquarters**  
Cisco Systems, Inc.  
San Jose, CA

**Asia Pacific Headquarters**  
Cisco Systems (USA) Pte. Ltd.  
Singapore

**Europe Headquarters**  
Cisco Systems International BV Amsterdam,  
The Netherlands

Cisco has more than 200 offices worldwide. Addresses, phone numbers, and fax numbers are listed on the Cisco Website at <https://www.cisco.com/go/offices>.

Cisco and the Cisco logo are trademarks or registered trademarks of Cisco and/or its affiliates in the U.S. and other countries. To view a list of Cisco trademarks, go to this URL: <https://www.cisco.com/go/trademarks>. Third-party trademarks mentioned are the property of their respective owners. The use of the word partner does not imply a partnership relationship between Cisco and any other company. (1110R)