

Overview

Shape the Future of QuickSpecs – Your Input Matters

HPE Aruba Networking CX 8325 Switch Series

The HPE Aruba Networking CX 8325 Switch Series offers a flexible and innovative approach to addressing the application, security, and scalability demands of the mobile, cloud and IoT era. These switches serve the needs of the next generation core and aggregation layer, as well as emerging data center requirements at the Top of Rack (ToR) and End of Row (EoR). They provide up to 6.4 Tbps of bidirectional switching capacity, with line-rate Gigabit Ethernet interfaces including 1Gbps, 10Gbps, 25Gbps, 40Gbps, and 100Gbps.

The HPE Aruba Networking CX 8325 Switch Series includes industry-leading line rate ports 1/10/25GbE (SFP/SFP+/SFP28) and 40/100GbE (QSFP+/QSFP28) with connectivity in a compact 1U form factor. These switches offer a fantastic investment for customers wanting to migrate from older 1GbE/10GbE to faster 25GbE, or 10GbE/40GbE to 100GbE ports.

HPE Aruba Networking CX 8325H Switch Series

HPE Aruba Networking CX 8325H switches are designed to provide high-performance, high density 1/10/25/40/100G connectivity with fixed redundancy on power and cooling in a half-width, single RU form factor, while meeting the requirements of a wide array of compute and storage lossy and lossless networking use cases. These half-width switches help organizations balance density, high availability, and affordability which helps to save space and costs on server, storage and HCI connectivity.

HPE Aruba Networking CX 8325H are also ideal for smaller, edge or colocation data centers that require limited port density and/or have limited rack space. The CX 8325H can be used in small campus and branch locations where space is at a premium (e.g., retail locations, healthcare facilities, media, financial and enterprise branches) and don't always have IT racks, but often have storage closets being used to store servers and IT equipment).

HPE Aruba Networking CX 8325H leverages the same high-performance ASIC and fully featured operating System that the full-width CX 8325 provides. This AOS-CX operating system provides a modern, database driven OS that automates and simplifies critical and complex network tasks and includes an advanced Layer 2/3 feature set includes BGP, OSPF, VRF-Lite, IPv6, dynamic VXLAN and intelligent monitoring, visibility, and remediation with our network analytics engine.

The switch can be managed with HPE Aruba Networking Central, our cloud-based network management solution or on-premises management via HPE Aruba Networking Fabric Composer, NetConductor or CLI based management.

HPE Aruba Networking CX 8325P Switch Series

The HPE Aruba Networking CX 8325P, a part of the HPE Aruba Networking CX 8325 family, delivers key solutions for providers in their 5G (Radio Access Network) and edge computing deployments. Greater flexibility is built to ensure a range of deployment models by allowing 1G(1 superscript), 10G, 25G, 40G and 100G computing deployments, while ensuring greater interoperability with key HPE Telco solutions. More importantly, the CX 8325P includes key features such as PTP (1588v2), SMPTE, Telecom Profiles G.8275.1 and G.8275.2 with Class C performance, Synchronous Ethernet (SyncE, G.8262.1), and Global Navigation Satellite System (GNSS) to support Telco Boundary Clock and, in the future, Telco Grand Master Clock(2 superscript).

When deployed as a platform for mobile backhaul, the CX 8325P can aggregate cell sites as a transport for Radio Access Network (RAN) backhaul traffic. It also provides the timing services required in today's converged access networks by offering integrated support for 10 MHz and 1 Pulse Per Second (1PPS) using SubMiniature version B (SMB) connectors, Time of Day (TOD) using RJ45 connectors, and GNSS using SubMiniature version A (SMA) connectors. In addition, CX 8325P is NEBS compliant to support AC or DC power inputs.

The CX 8325 switch series is designed with Quality of Service (QoS) features, full-featured Layer 2 and Layer 3, and advanced EVPN-VXLAN features. For enhanced visibility and troubleshooting, the HPE Aruba Networking Network Analytics Engine (NAE) automatically interrogates and analyzes events that can impact a network's health. Advanced telemetry and automation provide the ability to easily identify and troubleshoot network, system, application, and security related issues easily, using python agents, CLI-based agents and REST APIs.

Overview



HPE Aruba Networking 8325-16C



HPE Aruba Networking 8325-18Y4C



Overview



HPE Aruba Networking CX 8325P



HPE Aruba Networking CX 8325 Switch Series

Key Features

CX 8325

- High availability with industry-leading VSX redundancy, and redundant power supplies and fans
- Designed for core/aggregation in the campus or Top of Rack (ToR) or End of Row (EoR) in the data center
- HPE Aruba Networking CX Operating System automation and programmability using built-in REST APIs and Python scripts
- Advanced Layer 2/3 feature set includes BGP, OSPF, VRF-Lite, and IPv6
- Dynamic VXLAN with BGP-EVPN for deep segmentation in data center and campus networks
- Intelligent monitoring, visibility, and remediation with HPE Aruba Networking Network Analytics Engine
- HPE Aruba Networking Storage Optimized with validated Ethernet Storage Fabric solutions with HPE Storage and HCI solutions
- HPE Aruba Networking NetEdit support for automated.
- Compact 1U switch with 1/10/25GbE and 40/100GbE connectivity
- High hardware scale, including key data center and DCBx features including NEBS certification, N+1 fan tray redundancy with Front to Back or Back to Front airflow, N+1 redundant and hot swappable AC or DC power supplies, supporting a variety of deployment models

Overview

CX 8325H

- High-performance, high density 1/10/25/40/100G connectivity with fixed, redundant power (1+1) and fans (3+1).
- Enables low-latency and lossless network QoS and connectivity characteristics that storage requires.
- CX 8325H-18Y4C is designed to support any combination of 1/10/25G interfaces on its 18 ports – no port grouping necessary. The 4 ports of 100G can be split using breakout cabling depending on your needs.
- CX 8325H-16C allows for different port speeds with breakout cabling, allowing for a single 100G to be split into 4x25G.
- Supports VXLAN-EVPN, BGP, OSPF, Multicast.

CX 8325P-32C

- Supports PTP (1588v2), SMPTE, Telecom Profiles G.8275.1 and G.8275.2 with Class C performance, Synchronous Ethernet (SyncE, G.8262.1)
 - PTP timing interfaces: 1PPS, 10Mhz, and ToD+1PPS input and output clocks GNSS module with antenna input interface
 - Supports Global Navigation Satellite System (GNSS) to support Telco Boundary Clock and, in the future, Telco Grand Master Clock(2 superscript)
-



Standard Features

HPE Aruba Networking CX Operating System—A Modern Software System

The HPE Aruba Networking CX 8325 Switch Series is based on HPE Aruba Networking CX Operating System, a modern, database—driven operating system that automates and simplifies many critical and complex network tasks.

A built-in time series database enables customers and developers to utilize software scripts for historical troubleshooting, as well as analysis of past trends. This helps predict and avoid future problems due to scale, security, and performance bottlenecks. HPE Aruba Networking CX Operating System operating system features are organized into HPE Aruba Networking CX Foundational and HPE Aruba Networking CX Advanced software licenses.

Every HPE Aruba Networking CX switch includes AOS-CX at no cost and with an active, perpetual set of native features which has everything needed to deploy, connect, and troubleshoot an enterprise network, including:

- HPE Aruba Networking Network Analytics Engine (NAE)
- Dynamic Segmentation
- Switch Stacking
- High Availability and Resiliency
- Quality of Service (QoS)
- Layer 2 Switching
- Layer 3 Services and Routing
- IP Multicast
- Network Security
- Support for HPE Aruba Networking Switch Multi-Edit Software

In addition to the native features available in AOS-CX, we offer an optional, term-based HPE Aruba Networking CX Advanced Feature Pack that unlocks container infrastructure that can host HPE certified applications for flexible and reliable IT services.

For more information, read the [HPE Aruba Networking CX Feature Pack Ordering Guide](#).

Because HPE Aruba Networking CX¹ is built on a modular Linux architecture with a stateful database, our operating system provides the following unique capabilities:

- Easy access to all network state information allows unique visibility and analytics
- REST APIs and Python scripting for fine-grained programmability of network tasks
- A micro-services architecture that enables full integration with other workflow systems and services
- Continual state synchronization that provides superior fault tolerance and high availability
- Supports HPE Aruba Networking Fabric Composer - a software-defined orchestration solution that simplifies and accelerates leaf-spine network provisioning and day-to-day operations across rack-scale compute and storage infrastructure.
- All software processes communicate with the database rather than each other, ensuring near real-time state and resiliency and allowing individual software modules to be independently upgraded for higher availability

Notes: ¹Supported in a future software release.

HPE Aruba Networking Central, Cloud-Based Network Management

Flexible cloud-based or on-premises management for unified network operations of wired, WLAN, SD-WAN, and public cloud infrastructure. Designed to simplify day zero through day two operations with streamlined workflows. Switch management capabilities include configuration, onboarding, monitoring, troubleshooting, and reporting.

An HPE Aruba Networking Central Advanced license expands these capabilities with premium security and AIOps, including the HPE Aruba Networking Central NetConductor Fabric Wizard and Policy Manager to enable dynamic segmentation and distributed enforcement at a global scale.

The HPE Aruba Networking Central Advanced license now comes with all HPE Aruba Networking CX Advanced features so there is no need to purchase a CX Advanced license. This streamlines operational efficiency, reducing the need for IT teams to keep track of multiple licenses, active terms, and renewal dates. For more information on HPE Aruba Networking Central licensing, see the

[HPE Aruba Networking Central SaaS Subscription Ordering Guide](#).



Standard Features

HPE Aruba Networking Network Analytics Engine

For enhanced visibility and troubleshooting, HPE Aruba Networking Network Analytics Engine (NAE) automatically interrogates and analyzes events that can impact a network's health. Advanced telemetry and automation provide the ability to easily identify and troubleshoot network, system, application and security related issues easily, through the use of python agents, CLI-based agents and REST APIs.

The Time Series Database (TSDB) stores configuration and operational state data, making it available to quickly resolve network issues. The data may also be used to analyze trends, identify anomalies and predict future capacity requirements.

HPE Aruba Networking NetEdit – Automated Switch Configuration and Management

The entire HPE Aruba Networking CX portfolio empowers IT teams to orchestrate multiple switch configuration changes for smooth end-to-end service rollouts. HPE Aruba Networking NetEdit introduces automation that allows for rapid network-wide changes, and ensures policy conformance post network updates. Intelligent capabilities include search, edit, validation (including conformance checking), deployment and audit features. Capabilities include:

- Centralized configuration with validation for consistency and compliance
- Time savings via simultaneous viewing and editing of multiple configurations
- Customized validation tests for corporate compliance and network design
- Automated large-scale configuration deployment without programming
- Network health and topology visibility via HPE Aruba Networking NAE integration

Notes: A separate software license is required to use HPE Aruba Networking NetEdit.

Ethernet Storage Optimized, Validated

HPE Aruba Networking CX 8325 Switch Series provides an ideal solution for data center, cloud and storage use cases that support top-of-rack server and storage connectivity and scale-out leaf-spine fabrics. AOS-CX adds storage-optimization enhancements to insure the low-latency, lossless network QOS and connectivity characteristics that storage requires.

The HPE Aruba Networking CX 8325 Switch Series is SPOCK (Single Point of Connectivity Knowledge) validated as part of HPE's comprehensive portfolio of servers and storage arrays, which ensure end-to-end solution interoperability validated by HPE Labs. This validation takes guesswork out of SAN design, configuration, deployment, and management – helping to speed deployment and reduce risk/expertise needed to deploy complex solutions.

HPE Aruba Networking Virtual Switching Extension

The ability of AOS-CX to maintain synchronous state across dual control planes allows a unique high availability solution called HPE Aruba Networking Virtual Switching Extension (VSX). VSX is delivered through redundancy gained by deploying two chassis with an inter-switch link, with each chassis maintaining its independent control.

Designed using the best features of existing HA technologies such as Multi-chassis Link Aggregation (MC-LAG) and Virtual Switching Framework (VSF), HPE Aruba Networking VSX enables a distributed architecture that is highly available during upgrades or control plane events. Features include:

- Continuous configuration synchronization via AOS-CX
 - Flexible active-active network designs at Layers 2 and 3
 - Operational simplicity and usability for easy configuration
 - High availability by design during upgrades including support for VSX Live Upgrade with LACP traffic draining.
-

Performance

- **Performance High-speed fully distributed architecture**
Provides 6.4 Tbps of bidirectional switching and 2,000 Mpps for forwarding. All switching and routing are wire-speed to meet the demands of bandwidth-intensive applications today and in the future.
 - **Scalable system design**
Provides investment protection to support future technologies and higher-speed connectivity
-



Standard Features

Connectivity

- **High-density port options**

Choice of compact high density port 1U switches with airflow direction flexibility include model with:

- CX 8325-32C model has 32 ports of 40GbE/100GbE (QSFP+/QSFP28) [optional 4x10 and 4x25 breakout]
- CX 8325-48Y8C model has 48 ports of 1GbE/10GbE/25GbE (SFP/SFP+/ SFP28) [1GBASE-T transceiver support and 10GBASE-T transceiver limited support] +8 ports of 40GbE/100GbE (QSFP+/QSFP28) [optional 4x10 and 4x25 breakout]
- CX 8325P-32C model has 32 ports of 40GbE/100GbE (QSFP+/QSFP28) [optional up to 31 ports of 4x10 and 4x25 breakout]

- **Jumbo frames**

Supports high-performance backups and disaster-recovery systems; provides a maximum frame size of 9K bytes

- **Unsupported Transceiver Mode (UTM)**

Allows to insert and enable all unsupported 1G and 10G transceiver and cable. No warranty nor support for the transceiver/cable when used

- **Loopback**

Supports internal loopback testing for maintenance purposes and increased availability; loopback detection protects against incorrect cabling or network configurations and can be enabled on a per-port or per-VLAN basis for added flexibility

- **Packet storm protection**

Protects against unknown broadcast, unknown multicast, or unicast storms with user-defined thresholds

Quality of Service (QoS)

- **Strict Priority (SP) Queuing and Deficit Weighted Round Robin (DWRR)**

- Enable congestion avoidance

- **Data Center Bridging (DCB)**

- Supports lossless Ethernet networking standards to eliminate packet loss due to queue overflow
- Priority Flow Control (PFC) 7 priorities per port
- Enhanced Transmission Service (ETS)
- DCB Exchange Protocol (Pre-standard LLDP DCBX IEEE 1.01 version)

- **Flow-Control Guard**

- Prevents accumulation of excessive congestion with periodic flushing. Avoids packets buffering for an extended time period

- **ECN with Slope**

- Marks packets as ECN-CE (Congestion Experienced). Helps TCP to reduce receive window size during congestion

- **Advanced Lossless Pool Configuration**

- **Global Buffering Statistics**

- **Storage Solution Support**

- iSCSI, Lossless iSCSI, RDMA over Converged Ethernet version 2 (RoCE v1 and v2) and Non-Volatile Memory Express (NVMeOF)

Resiliency and High Availability

- **Redundant and load-sharing fans and power supplies**

Increases total performance and power availability while providing hitless, stateful failover

- **Hot swappable power supply and fan modules**

Allows replacement of modules without any operational impact on other modules

- **Separate data and control paths**

Separates control from services and keeps service processing isolated; increases security and performance

- **HPE Aruba Networking Virtual Switching Extension (VSX)**

VSX enables a distributed and redundant architecture by deploying two switches with each switch maintaining independent control yet staying synchronized during upgrades or failover. Also supports upgrades during live operation.

- **Virtual Router Redundancy Protocol (VRRP)**

Allows a group of switches to dynamically back each other up to create highly available routed environments



Standard Features

- **Bidirectional Forward Detection (BFD)**
Enables sub-second failure detection for rapid routing protocol re-balancing
- **Ethernet Ring Protection Switching (ERPS)**
Supports rapid protection and recovery in a ring topology.
- **Unidirectional Link Detection (UDLD)**
Monitors link connectivity and shuts down ports at both ends if unidirectional traffic is detected, preventing loops in STP-based networks
- **IEEE 802.3ad LACP**
Supports up to 54 link aggregation groups (LAGs), each with eight links per group, with a user-selectable hashing algorithm
- **LACP-Fallback**
Enables Zero Touch Provisioning over Link Aggregation Groups.

Management

In addition to the HPE Aruba Networking CX Mobile App, HPE Aruba Networking NetEdit and HPE Aruba Networking Network Analytics Engine, the 8325 series offers the following:

- **Built-in programmable and easy to use REST API interface**
- **Management interface control**
Enables or disables each of the following interfaces depending on security preferences: console port, or reset button
- **Industry-standard CLI with a hierarchical structure**
Reduces training time and expenses, and increases productivity in multivendor installations
- **Management security**
Restricts access to critical configuration commands; offers multiple privilege levels with password protection; ACLs provide SNMP access; local and remote Syslog capabilities allow logging of all access.
- **Private VLAN (PVLAN)**
Provides traffic isolation between users on the same VLAN. Typically a switch port can only communicate with other ports in the same community and/or an uplink port, regardless of VLAN ID or destination MAC address. This extends network security by restricting peer-peer communication to prevent variety of malicious attacks.
- **IPv6 RA**
guard without ND Guard for preventing clients to advertise themselves as routers
- **IPSLA**
Monitor the network for degradation of various services, including monitoring voice. Monitoring is enabled via the NAE for history and for automated gathering of additional information when anomalies are detected.
- **SNMP v2c/v3**
Provides SNMP read and trap support of industry standard Management Information Base (MIB), and private extensions
- **sFlow® (RFC 3176)**
Provides scalable ASIC-based wire speed network monitoring and accounting with no impact on network performance; this allows network operators to gather a variety of sophisticated network statistics and information for capacity planning and real-time network monitoring purposes.
- **Remote monitoring (RMON)**
Uses standard SNMP to monitor essential network functions and supports events, alarms, history, and statistics groups as well as a private alarm extension group
- **Supportability**
Job scheduler framework
- **TFTP and SFTP support**
Offers different mechanisms for configuration updates; trivial FTP (TFTP) allows bidirectional transfers over a TCP/ IP network; Secure File Transfer Protocol (SFTP) runs over an SSH tunnel to provide additional security
- **Debug and sampler utility**
Supports ping and traceroute for IPv4 and IPv6
- **Network Time Protocol (NTP)**
Synchronizes timekeeping among distributed time servers and clients; keeps timekeeping consistent among all clock-dependent devices within the network. Can serve as the NTP server in a customer network.

Standard Features

- **Precision Time Protocol (PTP)***
 - Enables precise clock synchronization across distributed devices
 - Needed for precision timing for critical applications and financial systems
 - Support for transparent clock E-E and P-P(2 superscript)
 - Support for boundary clock
 - Supports Telecom Profiles G.8275.1 and G8.2752, Class C performance
 - Supports G.8262.1 Enhanced Synchronous Ethernet Equipment clock
 - Supports PTP Default/1588 profile
 - Supports SMPTE profile
 - Support for PTP and SyncE when used with breakout ports and LAG
 - HW support for Global Navigation Satellite Systems (GNSS)(2 superscript)
 - Timing Interface(2 superscript)
 - Time of Day + 1 Pulse Per Second (PPS) Input/Output
 - Global Navigation Satellite System (GNSS) SubMiniature version A (SMA) connector Input
 - Pulse Per Second (PPS) SubMiniature version B (SMB) connector Input/Output
 - 10 Mhz SMB Input/Output
- **IEEE 802.1AB Link Layer Discovery Protocol (LLDP)**
Advertises and receives management information from adjacent devices on a network, facilitating easy mapping by network management applications
- **Dual flash images**
Provides independent primary and secondary operating system files for backup while upgrading
- **Multiple configuration files**
Stores easily to the flash image

Layer 2 Switching

- **VLAN**
Supports up to 4,040 port-based or IEEE 802.1Q-based VLANs
- **VLAN Translation**
Remaps VLANs during transit across a core network
- **Bridge Protocol Data Unit (BPDU) tunneling**
Transmits STP BPDUs transparently, allowing correct tree calculations across service providers, WANs, or MANs
- **Port mirroring**
Duplicates port traffic (ingress and egress) to a local or remote monitoring port; supports 4 mirroring groups, with an unlimited number of ports per group
- **STP**
Supports standard IEEE 802.1D STP, IEEE 802.1w Rapid Spanning Tree Protocol (RSTP) for faster convergence, and IEEE 802.1s Multiple Spanning Tree Protocol (MSTP)
- **Rapid Per-VLAN spanning tree plus (RPVST+)**
Allows each VLAN to build a separate spanning tree to improve link bandwidth usage in network environments with multiple VLANs.
- **Internet Group Management Protocol (IGMP)**
Controls and manages the flooding of multicast packets in a Layer 2 network
- **Static VXLAN**
Supports static VXLAN. Allows operators to manually connect two or more VXLAN tunnel endpoints (VTEP).
- **Dynamic VXLAN with BGP-EVPN**
Deep segmentation for Spine/Leaf data center networks or Layer 3 campus designs
- **Pv4 Multicast in VXLAN/EVPN Overlay**
Enable PIM-SM/IGMP snooping in the VXLAN Overlay
- **IPv6 VXLAN/EVPN Overlay Support**
Enables IPv6 traffic over the VXLAN overlay
- **VXLAN DC Multi-Fabric DCI Support**

Standard Features

- **VXLAN distributed anycast gateway**
Addressing mechanism that enables the use of the same gateway IP addresses across all the leaf switches part of a VXLAN network. It supports VSX active forwarding for VXLAN underlay.
- **VXLAN ARP/ND suppression**
Allows minimization of ARP and ND traffic flooding within individual VXLAN segments, thus optimizing the VXLAN network

Layer 3 Services

- **Address Resolution Protocol (ARP)**
Determines the MAC address of another IP host in the same subnet; supports static ARPs; gratuitous ARP allows detection of duplicate IP addresses; proxy ARP allows normal ARP operation between subnets or when subnets are separated by a Layer 2 network
- **IP Directed Broadcast**
Supports directed broadcast on configured network subnets.
- **Dynamic Host Configuration Protocol (DHCP)**
DHCP services are offered within a client network to simplify network management. DHCP Relay enables DHCP operation across subnets. DHCP Smart Relay.
- **Multicast**
PIM Multicast Boundary (v4), VSX Graceful shutdown for IGMP/MLD, Multicast NSF.
- **DHCP Server**
Supports DHCP services (for IPv4 and IPv6) in customer networks
- **DHCP Relay Coexistence with Server**
Allows DHCP relay coexistence with DHCP server for both IPv4 and IPv6
- **Domain Name System (DNS)**
Provides a distributed database that translates domain names and IP addresses, which simplifies network design; supports client and server. It also supports mDNS Gateway
- **Generic Routing Encapsulation (GRE)**
Enables tunneling traffic from site to site over a Layer 3 path.

Layer 3 Routing

- **Static IPv4 routing**
Provides simple manually configured IPv4 routing
- **Open shortest path first (OSPF)**
Delivers faster convergence; uses link-state routing Interior Gateway Protocol (IGP), which supports ECMP, NSSA, and MD5 authentication for increased security and graceful restart for faster failure recovery
- **Loopback IP redistribution in OSPF**
Allows redistribution of IPv4 and IPv6 addresses of loopback interface in OSPFv2/v3
- **Border Gateway Protocol 4 (BGP-4)**
Delivers an implementation of the Exterior Gateway Protocol (EGP) utilizing path vectors; uses TCP for enhanced reliability for the route discovery process; reduces bandwidth consumption by advertising only incremental updates; supports extensive policies for increased flexibility; scales to very large networks
- **Dynamic BGP Peering**
Simplifies BGP configuration for ZTP scenarios and enables CX for Azure stack integration
- **Multiprotocol BGP (MP-BGP) with IPv6 Address Family**
Enables sharing of IPv6 routes using BGP and connections to BGP peers using IPv6
- **Routing Information Protocol Next Generation (RIPng)**
Extension of RIPv2 for support of IPv6 networking
- **Policy Based Routing (PBR)**
Enables using a classifier to select traffic that can be forwarded based on policy set by the network administrator.
- **6in4 tunnels**
Supports the tunneling of IPv6 traffic in an IPv4 network.

Standard Features

- **IP Performance Optimization**
Provides a set of tools to improve the performance of IPv4 networks; includes directed broadcasts, customization of TCP parameters, support of ICMP error packets, and extensive display capabilities
 - **IP Sub-Interface –**
Enables IP sub-interface for ingress & egress ACL/Policies, routing, VSX-keep alive
 - **Dynamic Pool Configuration**
Enables lossless pool configuration without switch reboot
 - **Static IPv6 routing**
Provides simple manually configured IPv6 routing
 - **Dual IP stack**
Maintains separate stacks for IPv4 and IPv6 to ease the transition from an IPv4-only network to an IPv6-only network design
 - **OSPFv3**
Provides OSPF support for IPv6
 - **Equal-Cost Multipath (ECMP)**
Enables multiple equal-cost links in a routing environment to increase link redundancy and scale bandwidth
 - **Generic Routing Encapsulation (GRE)**
Enables tunneling traffic from site to site over a Layer 3 path
-

Visibility CX Edge Insights

Upgrade the active, perpetual CX Foundation license to the term based CX Advanced license to unlock deep visibility with CX Edge Insights for application recognition, identification, and flow capture from layer 4 to layer 7. CX Edge Insights enables granular datapoint collection with search, sort and reporting as well as the ability to recognize 22 categories and more than 3700 applications.

Security

- **TAA Compliance**
The HPE Aruba Networking CX 8325 Switch Series, a TAA-compliant product, with the AOS-CX uses FIPS 140-2 validated cryptography for protection of sensitive information
 - **Federal Certification**
Compliant with DoDIN, APL, NDcPP, FIPS, and USGv6 requirements for federal certifications.
 - **Access control list (ACL) Features**
Supports powerful ACLs for both IPv4 and IPv6. Supports creation of object groups representing sets of devices like IP addresses. For instance, IT management devices could be grouped in this way. ACLs can also protect control plane services such as SSH, SNMP, NTP or web servers.
 - **Remote Authentication Dial-In User Service (RADIUS)**
Eases security access administration by using a password authentication server
 - **Enrollment over Secure Transport (EST)**
Enables secure certificate enrollment, allowing for easier enterprise management of PKI.
 - **Terminal Access Controller Access-Control System (TACACS+)**
Delivers an authentication tool using TCP with encryption of the full authentication request, providing additional security
 - **RadSec**
Enable RADIUS authentication and accounting data to be passed safely and reliably across insecure networks such as the internet
 - **Management access security**
HPE Aruba Networking OS-CX provides for both on-box as well as off- box authentication for administrative access. RADIUS or TACACS+ can be used to provide encrypted user authentication. Additionally, TACACS+ can also provide user authorization services
 - **Secure port access**
802.1x, Mac-auth, LUR, DUR, Port-Access Policy, Static Port Filtering
 - **Secure shell (SSHv2)**
Uses external servers to securely log in to a remote device; with authentication and encryption, it protects against IP spoofing and plain-text password interception; increases the security of Secure FTP (SFTP) transfers
-

Standard Features

Multicast

- **Internet Group Management Protocol (IGMP)**
Enables establishing multicast group memberships in IPv4 networks; supports IGMPv1, v2, and v3
- **Multicast Listener Discovery (MLD)**
Enable discovery of IPv6 multicast listeners; supports MLDv1 and v2 and L3-Multicast.
- **Multicast Service Delivery Protocol (MSDP) for Anycast RP**
MSDP used for Anycast RP is an intradomain feature that provides redundancy and load-sharing capabilities.
- **MSDP Mesh Groups**
MSDP used for Anycast RP is an intradomain feature that provides redundancy and load-sharing capabilities. When MSDP mesh groups are used, SA messages are not flooded to other mesh group peers. When MSDP peer in group receives SA message from another MSDP peer in the group, it assumes that this SA message was sent to all the other MSDP peers in the group. It also eliminates RPF checks on arriving SA messages. With MSDP mesh group configured, SA messages are always accepted from mesh group peer.
- **PIM-Dense Mode**
Floods multicast traffic to every corner of the network (push-model). Method is for delivering data to receivers without receivers requesting the data. Can be efficient in certain deployments in which there are active receivers on every subnet in the network. Branches without downstream receivers are pruned from the forwarding trees.
- **FastLeave (FL) and Forced-FastLeave (FFL)**
IGMP FL and FFL for IGMP/MLD speed up the process of blocking unnecessary Multicast traffic to a switch port that is connected to end nodes. They help to eliminate the CPU overhead of having to generate an IGMP/MLD Group-Specific Query message.
- **Support for Microsoft Network Load Balancer (NLB) for server applications**
- **IGMP/MLD Snooping**
Prevent flooding of multicast traffic to non-listening ports.
- **Protocol Independent Multicast (PIM)**
PIM for IPv4 and IPv6 supports one-to-many and many-to-many media casting use cases such as IPTV over IPv4 and IPv6 networks. Support for PIM Sparse Mode (SM), Source-Specific Multicast (SSM), and Dense Mode(DM)

Additional Information

- Green initiative support
- Provides support for RoHS (EN 50581:2012) regulations
- Korea Government Security Features
 - Ensure configuration integrity
 - Limit concurrent users for web access
 - Platforms: All CX platforms
- Analytics
 - AIOPS - NAE Agent & Engine Improvements – Unicast Routing
 - AIOPS - NAE Agent & Engine Improvements – Client Services

Warranty, Services and Support

- **Limited Lifetime Warranty**
 - **HPE Aruba Networking AOS-CX Software Releases and Features**
[AOS-CX Switch Software Documentation Portal](#)
[HPE Aruba Networking Switch Feature Navigator](#)
 - **Support and services information**
Visit <https://www.hpe.com/us/en/networking/hpe-aruba-networking-support-services.html>
-

Configuration Information

BTO Models

Rule #	Description	SKU
	Standard Switch Enclosures	
1, 2, 3, 4, 5, 6, 7, 8,10, 11	HPE Aruba Networking CX 8325-48Y8C 48p 25G SFP+/28 8p 100G QSFP+/28 FB 6 Fans 2 PSU Bundle	JL624A
	<ul style="list-style-type: none"> Includes 2 FB Power Supplies (JL632A) with no additional open PS slots Includes 6 FB Fan Tray Bundles (JL628A) with no additional open FT Slots Min=0 \ Max= 48 SFP+/SFP28 1/10/25G Transceivers Min=0 \ Max = 8 QSFP+/QSFP28 40/100G Transceivers QSA28 Adapter Min=0 \ Max=8, ports 49-56 (rule7) 1U – Height 	
	HPE Aruba Networking CX 8325-48Y8C 48p 25G SFP+/28 8p 100G QSFP+/28 FB 6 Fans 2 PSU Bundle PDU	JL624A#B2B
	<ul style="list-style-type: none"> C13 PDU Jumper Cord (NA/MEX/TW/JP) (JL697A C13 PDU cord) 	
	HPE Aruba Networking CX 8325-48Y8C 48p 25G SFP+/28 8p 100G QSFP+/28 FB 6 Fans 2 PSU Bundle PDU	JL624A#B2C
	<ul style="list-style-type: none"> C13 PDU Jumper Cord (ROW) (JL697A C13 PDU cord) 	
	HPE Aruba Networking CX 8325-48Y8C 48p 25G SFP+/28 8p 100G QSFP+/28 FB 6 Fans 2 PSU Bundle 220v	JL624A#B2E
	<ul style="list-style-type: none"> HPE 2.3M C13 to NEMA L6-20P Power Cord(J9936A) 	
	HPE Aruba Networking CX 8325-48Y8C 48p 25G SFP+/28 8p 100G QSFP+/28 FB 6 Fans 2 PSU Bundle NoLoc	JL624A#AC3
	<ul style="list-style-type: none"> No Localized Power Cord Selected. Use J9955A to obtain a Locking Plug Power Cord (L6-20P) 	
1, 2, 3, 4, 5, 6, 7, 8,10, 11	HPE Aruba Networking CX 8325-48Y8C 48p 25G SFP+/28 8p 100G QSFP+/28 BF 6 Fans 2 PSU Bundle	JL625A
	<ul style="list-style-type: none"> Includes 2 BF Power Supplies (JL633A) with no additional open PS slots Includes 6 BF Fan Tray Bundles (JL629A) with no additional open FT Slots Min=0 \ Max= 48 SFP+/SFP28 1/10/25G Transceivers Min=0 \ Max = 8 QSFP+/QSFP28 40/100G Transceivers QSA28 Adapter Min=0 \ Max=8, ports 49-56 (rule7) 1U - Height 	
	HPE Aruba Networking CX 8325-48Y8C 48p 25G SFP+/28 8p 100G QSFP+/28 BF 6 Fans 2 PSU Bundle PDU	JL625A#B2B
	<ul style="list-style-type: none"> C13 PDU Jumper Cord (NA/MEX/TW/JP) (JL697A C13 PDU cord) 	
	HPE Aruba Networking CX 8325-48Y8C 48p 25G SFP+/28 8p 100G QSFP+/28 BF 6 Fans 2 PSU Bundle PDU	JL625A#B2C
	<ul style="list-style-type: none"> C13 PDU Jumper Cord (ROW) (JL697A C13 PDU cord) 	
	HPE Aruba Networking CX 8325-48Y8C 48p 25G SFP+/28 8p 100G QSFP+/28 BF 6 Fans 2 PSU Bundle 220v	JL625A#B2E
	<ul style="list-style-type: none"> HPE 2.3M C13 to NEMA L6-20P Power Cord(J9936A) 	
	HPE Aruba Networking CX 8325-48Y8C 48p 25G SFP+/28 8p 100G QSFP+/28 BF 6 Fans 2 PSU Bundle NoLoc	JL625A#AC3
	<ul style="list-style-type: none"> No Localized Power Cord Selected. Use J9955A to obtain a Locking Plug Power Cord (L6-20P) 	
4, 5, 6, 7, 8, 10, 11	HPE Aruba Networking CX 8325-32C 32p 100G QSFP+/QSFP28 Front-to-Back 6 Fans 2 Power Supply Bundle	JL626A
	<ul style="list-style-type: none"> Includes 2 FB Power Supplies (JL632A) with no additional open PS slots Includes 6 FB Fan Tray Bundles (JL630A) with no additional open FT Slots Min=0 \ Max = 32 QSFP+/QSFP28 40/100G Transceivers QSA28 Adapter Min=0 \ Max=32, ports 1-32 (rule7) 1U - Height 	

Configuration Information

Rule #	Description	SKU
	HPE Aruba Networking CX 8325-32C 32p 100G QSFP+/QSFP28 Front-to-Back 6 Fans 2 Power Supply Bdl PDU <ul style="list-style-type: none"> C13 PDU Jumper Cord (NA/MEX/TW/JP) (JL697A C13 PDU cord) 	JL626A#B2B
	HPE Aruba Networking CX 8325-32C 32p 100G QSFP+/QSFP28 Front-to-Back 6 Fans 2 Power Supply Bdl PDU <ul style="list-style-type: none"> C13 PDU Jumper Cord (ROW) (JL697A C13 PDU cord) 	JL626A#B2C
	HPE Aruba Networking CX 8325-32C 32p 100G QSFP+/QSFP28 Front-to-Back 6 Fans 2 Power Supply Bdl 220v <ul style="list-style-type: none"> HPE 2.3M C13 to NEMA L6-20P Power Cord(J9936A) 	JL626A#B2E
	HPE Aruba Networking CX 8325-32C 32p 100G QSFP+/QSFP28 Front-to-Back 6 Fans 2 Power Supply Bdl NoLoc <ul style="list-style-type: none"> No Localized Power Cord Selected. Use J9955A to obtain a Locking Plug Power Cord (L6-20P) 	JL626A#AC3
4, 5, 6, 7, 8, 10, 11	HPE Aruba Networking CX 8325-32C 32p 100G QSFP+/QSFP28 Back-to-Front 6 Fans 2 Power Supply Bundle <ul style="list-style-type: none"> Includes 2 BF Power Supplies (JL633A) with no additional open PS slots Includes 6 BF Fan Tray Bundles (JL631A) with no additional open FT Slots Min=0 \ Max = 32 QSFP+/QSFP28 40/100G Transceivers QSA28 Adapter Min=0 \ Max=32, ports 1-32 (rule7) 1U - Height 	JL627A
	HPE Aruba Networking CX 8325-32C 32p 100G QSFP+/QSFP28 Back-to-Front 6 Fans 2 Power Supply Bdl PDU <ul style="list-style-type: none"> C13 PDU Jumper Cord (NA/MEX/TW/JP) (JL697A C13 PDU cord) 	JL627A#B2B
	HPE Aruba Networking CX 8325-32C 32p 100G QSFP+/QSFP28 Back-to-Front 6 Fans 2 Power Supply Bdl PDU <ul style="list-style-type: none"> C13 PDU Jumper Cord (ROW) (JL697A C13 PDU cord) 	JL627A#B2C
	HPE Aruba Networking CX 8325-32C 32p 100G QSFP+/QSFP28 Back-to-Front 6 Fans 2 Power Supply Bdl 220v <ul style="list-style-type: none"> HPE 2.3M C13 to NEMA L6-20P Power Cord(J9936A) 	JL627A#B2E
	HPE Aruba Networking CX 8325-32C 32p 100G QSFP+/QSFP28 Back-to-Front 6 Fans 2 Power Supply Bdl NoLoc <ul style="list-style-type: none"> No Localized Power Cord Selected. Use J9955A to obtain a Locking Plug Power Cord (L6-20P) 	JL627A#AC3
4, 5, 6, 7, 8, 10, 11	HPE Aruba Networking CX 8325P 32p QSFP28 40G/100G Front-to-Back 6xFan 2xAC PSU Bundle <ul style="list-style-type: none"> Includes 2 FB Power Supplies (S0G27A) with no additional open PS slots Includes 6 FB Fan Tray Bundles (JL630A) with no additional open FT Slots Includes 2-post Rack Kit Min=0 \ Max = 32 QSFP+/QSFP28 40/100G Transceivers QSA28 Adapter Min=0 \ Max=32, ports 1-32 (rule7) 1U - Height 	S4A51A
	HPE Aruba Networking CX 8325P 32p QSFP28 40G/100G Front-to-Back 6xFan 2xAC PSU Bundle PDU <ul style="list-style-type: none"> C13 PDU Jumper Cord (NA/MEX/TW/JP) (JL697A C13 PDU cord) 	S4A51A#B2B
	HPE Aruba Networking CX 8325P 32p QSFP28 40G/100G Front-to-Back 6xFan 2xAC PSU 220v Bundle <ul style="list-style-type: none"> C13 PDU Jumper Cord (ROW) (JL697A C13 PDU cord) 	S4A51A#B2C
	HPE Aruba Networking CX 8325P 32p QSFP28 40G/100G Front-to-Back 6xFan 2xAC PSU 220v Bundle <ul style="list-style-type: none"> HPE 2.3m C13 to NEMA 6-15P Pwr Cord(J9936A) 	S4A51A#B2E
	HPE Aruba Networking CX 8325P 32p QSFP28 40G/100G Front-to-Back 6xFan 2xAC PSU Bundle No Loc	S4A51A#AC3

Configuration Information

4, 5, 6, 7, 8, 10, 11	<ul style="list-style-type: none"> No Localized Power Cord Selected. Use J9955A to obtain a Locking Plug Power Cord (L6-20P) 	S4A52A
	<ul style="list-style-type: none"> Includes 2 BF Power Supplies (SOG28A) with no additional open PS slots Includes 6 BF Fan Tray Bundles (JL631A) with no additional open FT Slots Includes 2-post Rack Kit Min=0 \ Max = 32 QSFP+/QSFP28 40/100G Transceivers QSA28 Adapter Min=0 \ Max=32, ports 1-32 (rule7) 1U - Height 	
	HPE Aruba Networking CX 8325P 32p QSFP28 40G/100G Back-to-Front 6xFan 2xAC PSU Bundle PDU	S4A52A#B2B
	<ul style="list-style-type: none"> C13 PDU Jumper Cord (NA/MEX/TW/JP) (JL697A C13 PDU cord) 	
	HPE Aruba Networking CX 8325P 32p QSFP28 40G/100G Back-to-Front 6xFan 2xAC PSU 220v Bundle	S4A52A#B2C
	<ul style="list-style-type: none"> C13 PDU Jumper Cord (ROW) (JL697A C13 PDU cord) 	
	HPE Aruba Networking CX 8325P 32p QSFP28 40G/100G Back-to-Front 6xFan 2xAC PSU 220v Bundle	S4A52A#B2E
	<ul style="list-style-type: none"> HPE 2.3m C13 to NEMA 6-15P Pwr Cord(J9936A) 	
	HPE Aruba Networking CX 8325P 32p QSFP28 40G/100G Back-to-Front 6xFan 2xAC PSU Bundle No Loc	S4A52A#AC3
	<ul style="list-style-type: none"> No Localized Power Cord Selected. Use J9955A to obtain a Locking Plug Power Cord (L6-20P) 	
4, 5, 6, 7, 8, 10, 11	HPE Aruba Networking CX 8325P 32p QSFP28 40G/100G Front-to-Back 6xFan 2xAC PSU TAA Bundle	SOG09A
	<ul style="list-style-type: none"> Includes 2 FB Power Supplies (SOG27A) with no additional open PS slots Includes 6 FB Fan Tray Bundles (JL630A) with no additional open FT Slots Includes 2-post Rack Kit Min=0 \ Max = 32 QSFP+/QSFP28 40/100G Transceivers QSA28 Adapter Min=0 \ Max=32, ports 1-32 (rule7) 1U - Height 	
	HPE Aruba Networking CX 8325P 32p QSFP28 40G/100G Front-to-Back 6xFan 2xAC PSU TAA Bundle PDU	SOG09A#B2B
	<ul style="list-style-type: none"> C13 PDU Jumper Cord (NA/MEX/TW/JP) (JL697A C13 PDU cord) 	
	HPE Aruba Networking CX 8325P 32p QSFP28 40G/100G Front-to-Back 6xFan 2xAC PSU TAA Bundle PDU	SOG09A#B2C
	<ul style="list-style-type: none"> C13 PDU Jumper Cord (ROW) (JL697A C13 PDU cord) 	
	HPE Aruba Networking CX 8325P 32p QSFP28 40G/100G Front-to-Back 6xFan 2xAC PSU TAA 220v Bundle	SOG09A#B2E
	<ul style="list-style-type: none"> HPE 2.3m C13 to NEMA 6-15P Pwr Cord(J9936A) 	
	HPE Aruba Networking CX 8325P 32p QSFP28 40G/100G Front-to-Back 6xFan 2xAC PSU TAA Bundle No Loc	SOG09A#AC3
	<ul style="list-style-type: none"> No Localized Power Cord Selected. Use J9955A to obtain a Locking Plug Power Cord (L6-20P) 	
4, 5, 6, 7, 8, 10, 11	HPE Aruba Networking CX 8325P 32p QSFP28 40G/100G Back-to-Front 6xFan 2xAC PSU TAA Bundle	SOG10A
	<ul style="list-style-type: none"> Includes 2 BF Power Supplies (SOG28A) with no additional open PS slots Includes 6 BF Fan Tray Bundles (JL631A) with no additional open FT Slots Includes 2-post Rack Kit Min=0 \ Max = 32 QSFP+/QSFP28 40/100G Transceivers QSA28 Adapter Min=0 \ Max=32, ports 1-32 (rule7) 1U - Height 	

Configuration Information

	HPE Aruba Networking CX 8325P 32p QSFP28 40G/100G Back-to-Front 6xFan 2xAC PSU TAA Bundle PDU	S0G10A#B2B
	<ul style="list-style-type: none"> • C13 PDU Jumper Cord (NA/MEX/TW/JP) (JL697A C13 PDU cord) 	
	HPE Aruba Networking CX 8325P 32p QSFP28 40G/100G Back-to-Front 6xFan 2xAC PSU TAA Bundle PDU	S0G10A#B2C
	<ul style="list-style-type: none"> • C13 PDU Jumper Cord (ROW) (JL697A C13 PDU cord) 	
	HPE Aruba Networking CX 8325P 32p QSFP28 40G/100G Back-to-Front 6xFan 2xAC PSU TAA 220v Bundle	S0G10A#B2E
	<ul style="list-style-type: none"> • HPE 2.3m C13 to NEMA 6-15P Pwr Cord(J9936A) 	
	HPE Aruba Networking CX 8325P 32p QSFP28 40G/100G Back-to-Front 6xFan 2xAC PSU TAA Bundle No Loc	S0G10A#AC3
	<ul style="list-style-type: none"> • No Localized Power Cord Selected. Use J9955A to obtain a Locking Plug Power Cord (L6-20P) 	
1, 2, 3, 4, 5, 6, 7, 8, 10	HPE Aruba Networking CX 8325H 18p SFP28 25G 4p QSFP28 100G Front-to-Back 4xFan 2xPSU Switch	S4B20A
	<ul style="list-style-type: none"> • Includes Non-Pluggable, Internal PSU behind sheetmetal Chassis Frame • Includes Non-Pluggable, Internal Fans behind sheetmetal Chassis Frame • must select Rack Kit, Does not include Rack Kit • Min=0 \ Max = 2 SFP/SFP+ 1/10G Transceivers • Min=0 \ Max = 18 SFP/SFP+/SFP28 1/10/25G Transceivers • Min=0 \ Max = 4 QSFP+/QSFP28 40/100G Transceivers • QSA28 Adapter Min=0 \ Max=4, ports 19-22 (rule7) • 1U - Height, Half Width 	
	HPE Aruba Networking CX 8325H 18p SFP28 25G 4p QSFP28 100G Front-to-Back 4xFan 2xPSU PDU Switch	S4B20A#B2B
	<ul style="list-style-type: none"> • C13 PDU Jumper Cord (NA/MEX/TW/JP) (JL697A C13 PDU cord) 	
	HPE Aruba Networking CX 8325H 18p SFP28 25G 4p QSFP28 100G Front-to-Back 4xFan 2xPSU PDU Switch	S4B20A#B2C
	<ul style="list-style-type: none"> • C13 PDU Jumper Cord (ROW) (JL697A C13 PDU cord) 	
	HPE Aruba Networking CX 8325H 18p SFP28 25G 4p QSFP28 100G Front-to-Back 4xFan 2xPSU 220v Switch	S4B20A#B2E
	<ul style="list-style-type: none"> • HPE 2.3m C13 to NEMA 6-15P Pwr Cord(J9936A) 	
	HPE Aruba Networking CX 8325H 18p SFP28 25G 4p QSFP28 100G Front-to-Back 4xFan 2xPSU Switch No Loc	S4B20A#AC3
	<ul style="list-style-type: none"> • No Localized Power Cord Selected. Use J9955A to obtain a Locking Plug Power Cord (L6-20P) 	
1, 2, 3, 4, 5, 6, 7, 8, 10	HPE Aruba Networking CX 8325H 18p SFP28 25G 4p QSFP28 100G Back-to-Front 4xFan 2xPSU Switch	S4B21A
	<ul style="list-style-type: none"> • Includes Non-Pluggable, Internal PSU behind sheetmetal Chassis Frame • Includes Non-Pluggable, Internal Fans behind sheetmetal Chassis Frame • must select Rack Kit, Does not include Rack Kit • Min=0 \ Max = 2 SFP/SFP+ 1/10G Transceivers • Min=0 \ Max = 18 SFP/SFP+/SFP28 1/10/25G Transceivers • Min=0 \ Max = 4 QSFP+/QSFP28 40/100G Transceivers • QSA28 Adapter Min=0 \ Max=4, ports 19-22 (rule7) • 1U - Height, Half Width 	
	HPE Aruba Networking CX 8325H 18p SFP28 25G 4p QSFP28 100G Back-to-Front 4xFan 2xPSU PDU Switch	S4B21A#B2B
	<ul style="list-style-type: none"> • C13 PDU Jumper Cord (NA/MEX/TW/JP) (JL697A C13 PDU cord) 	
	HPE Aruba Networking CX 8325H 18p SFP28 25G 4p QSFP28 100G Back-to-Front 4xFan 2xPSU PDU Switch	S4B21A#B2C
	<ul style="list-style-type: none"> • C13 PDU Jumper Cord (ROW) (JL697A C13 PDU cord) 	

Configuration Information

	HPE Aruba Networking CX 8325H 18p SFP28 25G 4p QSFP28 100G Back-to-Front 4xFan 2xPSU 220v Switch	S4B21A#B2E
	<ul style="list-style-type: none"> HPE 2.3m C13 to NEMA 6-15P Pwr Cord(J9936A) 	
	HPE Aruba Networking CX 8325H 18p SFP28 25G 4p QSFP28 100G Back-to-Front 4xFan 2xPSU Switch No Loc	S4B21A#AC3
	<ul style="list-style-type: none"> No Localized Power Cord Selected. Use J9955A to obtain a Locking Plug Power Cord (L6-20P) 	
1, 2, 3, 4, 5, 6, 7, 8, 10	HPE Aruba Networking CX 8325H 16p QSFP28 40G/100G Front-to-Back 4xFan 2xPSU Switch	S4B22A
	<ul style="list-style-type: none"> Includes Non-Pluggable, Internal PSU behind sheetmetal Chassis Frame Includes Non-Pluggable, Internal Fans behind sheetmetal Chassis Frame must select Rack Kit, Does not include Rack Kit Min=0 \ Max = 2 SFP/SFP+ 1/10G Transceivers Min=0 \ Max = 16 QSFP+/QSFP28 40/100G Transceivers QSA28 Adapter Min=0 \ Max=16, ports 1-16 (rule7) 1U - Height, Half Width 	
	HPE Aruba Networking CX 8325H 16p QSFP28 40G/100G Front-to-Back 4xFan 2xPSU PDU Switch	S4B22A#B2B
	<ul style="list-style-type: none"> C13 PDU Jumper Cord (NA/MEX/TW/JP) (JL697A C13 PDU cord) 	
	HPE Aruba Networking CX 8325H 16p QSFP28 40G/100G Front-to-Back 4xFan 2xPSU PDU Switch	S4B22A#B2C
	<ul style="list-style-type: none"> C13 PDU Jumper Cord (ROW) (JL697A C13 PDU cord) 	
	HPE Aruba Networking CX 8325H 16p QSFP28 40G/100G Front-to-Back 4xFan 2xPSU 220v Switch	S4B22A#B2E
	<ul style="list-style-type: none"> HPE 2.3m C13 to NEMA 6-15P Pwr Cord(J9936A) 	
	HPE Aruba Networking CX 8325H 16p QSFP28 40G/100G Front-to-Back 4xFan 2xPSU Switch No Loc	S4B22A#AC3
	<ul style="list-style-type: none"> No Localized Power Cord Selected. Use J9955A to obtain a Locking Plug Power Cord (L6-20P) 	
1, 2, 3, 4, 5, 6, 7, 8, 10	HPE Aruba Networking CX 8325H 16p QSFP28 40G/100G Back-to-Front 4xFan 2xPSU Switch	S4B23A
	<ul style="list-style-type: none"> Includes Non-Pluggable, Internal PSU behind sheetmetal Chassis Frame Includes Non-Pluggable, Internal Fans behind sheetmetal Chassis Frame must select Rack Kit, Does not include Rack Kit Min=0 \ Max = 2 SFP/SFP+ 1/10G Transceivers Min=0 \ Max = 16 QSFP+/QSFP28 40/100G Transceivers QSA28 Adapter Min=0 \ Max=16, ports 1-16 (rule7) 1U - Height, Half Width 	
	HPE Aruba Networking CX 8325H 16p QSFP28 40G/100G Back-to-Front 4xFan 2xPSU PDU Switch	S4B23A#B2B
	<ul style="list-style-type: none"> C13 PDU Jumper Cord (NA/MEX/TW/JP) (JL697A C13 PDU cord) 	
	HPE Aruba Networking CX 8325H 16p QSFP28 40G/100G Back-to-Front 4xFan 2xPSU PDU Switch	S4B23A#B2C
	<ul style="list-style-type: none"> C13 PDU Jumper Cord (ROW) (JL697A C13 PDU cord) 	
	HPE Aruba Networking CX 8325H 16p QSFP28 40G/100G Back-to-Front 4xFan 2xPSU 220v Switch	S4B23A#B2E
	<ul style="list-style-type: none"> HPE 2.3m C13 to NEMA 6-15P Pwr Cord(J9936A) 	
	HPE Aruba Networking CX 8325H 16p QSFP28 40G/100G Back-to-Front 4xFan 2xPSU Switch No Loc	S4B23A#AC3
	<ul style="list-style-type: none"> No Localized Power Cord Selected. Use J9955A to obtain a Locking Plug Power Cord (L6-20P) 	



Configuration Information

1, 2, 3, 4, 5, 6, 7, 8, 10	<p>HPE Aruba Networking CX 8325H 18p SFP28 25G 4p QSFP28 100G Front-to-Back 4xFan 2xPSU TAA Switch</p> <ul style="list-style-type: none"> • Includes Non-Pluggable, Internal PSU behind sheetmetal Chassis Frame • Includes Non-Pluggable, Internal Fans behind sheetmetal Chassis Frame • must select Rack Kit, Does not include Rack Kit • Min=0 \ Max = 2 SFP/SFP+ 1/10G Transceivers • Min=0 \ Max = 18 SFP/SFP+/SFP28 1/10/25G Transceivers • Min=0 \ Max = 4 QSFP+/QSFP28 40/100G Transceivers • QSA28 Adapter Min=0 \ Max=4, ports 19-22 (rule7) • 1U - Height, Half Width 	S2T42A
	<p>HPE Aruba Networking CX 8325H 18p SFP28 25G 4p QSFP28 100G Front-to-Back 4xFan 2xPSU TAA PDU Switch</p> <ul style="list-style-type: none"> • C13 PDU Jumper Cord (NA/MEX/TW/JP) (JL697A C13 PDU cord) 	S2T42A#B2B
	<p>HPE Aruba Networking CX 8325H 18p SFP28 25G 4p QSFP28 100G Front-to-Back 4xFan 2xPSU TAA PDU Switch</p> <ul style="list-style-type: none"> • C13 PDU Jumper Cord (ROW) (JL697A C13 PDU cord) 	S2T42A#B2C
	<p>HPE Aruba Networking CX 8325H 18p SFP28 25G 4p QSFP28 100G Front-to-Back 4xFan 2xPSU TAA 220v Switch</p> <ul style="list-style-type: none"> • HPE 2.3m C13 to NEMA 6-15P Pwr Cord(J9936A) 	S2T42A#B2E
	<p>HPE Aruba Networking CX 8325H 18p SFP28 25G 4p QSFP28 100G Front-to-Back 4xFan 2xPSU TAA Sw No Loc</p> <ul style="list-style-type: none"> • No Localized Power Cord Selected. Use J9955A to obtain a Locking Plug Power Cord (L6-20P) 	S2T42A#AC3
1, 2, 3, 4, 5, 6, 7, 8, 10	<p>HPE Aruba Networking CX 8325H 18p SFP28 25G 4p QSFP28 100G Back-to-Front 4xFan 2xPSU TAA Switch</p> <ul style="list-style-type: none"> • Includes Non-Pluggable, Internal PSU behind sheetmetal Chassis Frame • Includes Non-Pluggable, Internal Fans behind sheetmetal Chassis Frame • must select Rack Kit, Does not include Rack Kit • Min=0 \ Max = 2 SFP/SFP+ 1/10G Transceivers • Min=0 \ Max = 18 SFP/SFP+/SFP28 1/10/25G Transceivers • Min=0 \ Max = 4 QSFP+/QSFP28 40/100G Transceivers • QSA28 Adapter Min=0 \ Max=4, ports 19-22 (rule7) • 1U - Height, Half Width 	S2T46A
	<p>HPE Aruba Networking CX 8325H 18p SFP28 25G 4p QSFP28 100G Back-to-Front 4xFan 2xPSU TAA PDU Switch</p> <ul style="list-style-type: none"> • C13 PDU Jumper Cord (NA/MEX/TW/JP) (JL697A C13 PDU cord) 	S2T46A#B2B
	<p>HPE Aruba Networking CX 8325H 18p SFP28 25G 4p QSFP28 100G Back-to-Front 4xFan 2xPSU TAA PDU Switch</p> <ul style="list-style-type: none"> • C13 PDU Jumper Cord (ROW) (JL697A C13 PDU cord) 	S2T46A#B2C
	<p>HPE Aruba Networking CX 8325H 18p SFP28 25G 4p QSFP28 100G Back-to-Front 4xFan 2xPSU TAA 220v Switch</p> <ul style="list-style-type: none"> • HPE 2.3m C13 to NEMA 6-15P Pwr Cord(J9936A) 	S2T46A#B2E
	<p>HPE Aruba Networking CX 8325H 18p SFP28 25G 4p QSFP28 100G Back-to-Front 4xFan 2xPSU TAA Sw No Loc</p> <ul style="list-style-type: none"> • No Localized Power Cord Selected. Use J9955A to obtain a Locking Plug Power Cord (L6-20P) 	S2T46A#AC3
1, 2, 3, 4, 5, 6, 7, 8, 10	<p>HPE Aruba Networking CX 8325H 16p QSFP28 40G/100G Front-to-Back 4xFan 2xPSU TAA Switch</p> <ul style="list-style-type: none"> • Includes Non-Pluggable, Internal PSU behind sheetmetal Chassis Frame • Includes Non-Pluggable, Internal Fans behind sheetmetal Chassis Frame • must select Rack Kit, Does not include Rack Kit • Min=0 \ Max = 2 SFP/SFP+ 1/10G Transceivers 	S2T47A

Configuration Information

	<ul style="list-style-type: none"> Min=0 \ Max = 16 QSFP+/QSFP28 40/100G Transceivers QSA28 Adapter Min=0 \ Max=16, ports 1-16 (rule7) 1U - Height, Half Width 	
	HPE Aruba Networking CX 8325H 16p QSFP28 40G/100G Front-to-Back 4xFan 2xPSU TAA PDU Switch	S2T47A#B2B
	<ul style="list-style-type: none"> C13 PDU Jumper Cord (NA/MEX/TW/JP) (JL697A C13 PDU cord) 	
	HPE Aruba Networking CX 8325H 16p QSFP28 40G/100G Front-to-Back 4xFan 2xPSU TAA PDU Switch	S2T47A#B2C
	<ul style="list-style-type: none"> C13 PDU Jumper Cord (ROW) (JL697A C13 PDU cord) 	
	HPE Aruba Networking CX 8325H 16p QSFP28 40G/100G Front-to-Back 4xFan 2xPSU TAA 220v Switch	S2T47A#B2E
	<ul style="list-style-type: none"> HPE 2.3m C13 to NEMA 6-15P Pwr Cord(J9936A) 	
	HPE Aruba Networking CX 8325H 16p QSFP28 40G/100G Front-to-Back 4xFan 2xPSU TAA Switch No Loc	S2T47A#AC3
	<ul style="list-style-type: none"> No Localized Power Cord Selected. Use J9955A to obtain a Locking Plug Power Cord (L6-20P) 	
1, 2, 3, 4, 5, 6, 7, 8, 10	HPE Aruba Networking CX 8325H 16p QSFP28 40G/100G Back-to-Front 4xFan 2xPSU TAA Switch	S2T48A
	<ul style="list-style-type: none"> Includes Non-Pluggable, Internal PSU behind sheetmetal Chassis Frame Includes Non-Pluggable, Internal Fans behind sheetmetal Chassis Frame must select Rack Kit, Does not include Rack Kit Min=0 \ Max = 2 SFP/SFP+ 1/10G Transceivers Min=0 \ Max = 16 QSFP+/QSFP28 40/100G Transceivers QSA28 Adapter Min=0 \ Max=16, ports 1-16 (rule7) 1U - Height, Half Width 	
	HPE Aruba Networking CX 8325H 16p QSFP28 40G/100G Back-to-Front 4xFan 2xPSU TAA PDU Switch	S2T48A#B2B
	<ul style="list-style-type: none"> C13 PDU Jumper Cord (NA/MEX/TW/JP) (JL697A C13 PDU cord) 	
	HPE Aruba Networking CX 8325H 16p QSFP28 40G/100G Back-to-Front 4xFan 2xPSU TAA PDU Switch	S2T48A#B2C
	<ul style="list-style-type: none"> C13 PDU Jumper Cord (ROW) (JL697A C13 PDU cord) 	
	HPE Aruba Networking CX 8325H 16p QSFP28 40G/100G Back-to-Front 4xFan 2xPSU TAA 220v Switch	S2T48A#B2E
	<ul style="list-style-type: none"> HPE 2.3m C13 to NEMA 6-15P Pwr Cord(J9936A) 	
	HPE Aruba Networking CX 8325H 16p QSFP28 40G/100G Back-to-Front 4xFan 2xPSU TAA Switch No Loc	S2T48A#AC3
	<ul style="list-style-type: none"> No Localized Power Cord Selected. Use J9955A to obtain a Locking Plug Power Cord (L6-20P) 	

DC Bundles

Rule #	Description	SKU
1, 2, 3, 4, 5, 7, 8, 11	HPE Aruba Networking CX 8325-48Y8C 48p 25G SFP/SFP+/SFP28 8p 100G QSFP+/QSFP28 FB 6 Fans 2 DC Bdl <ul style="list-style-type: none"> Includes 2 FB Power Supplies (JL861A) with no additional open PS slots Includes 6 FB Fan Tray Bundles (JL628A) with no additional open FT Slots Min=0 \ Max= 48 SFP/SFP+/SFP28 1/10/25G Transceivers Min=0 \ Max = 8 QSFP+/QSFP28 40/100G Transceivers QSA28 Adapter Min=0 \ Max=8, ports 49-56 (rule7) 1U - Height 	JL857A
1, 2, 3, 4, 5, 7, 8, 11	HPE Aruba Networking CX 8325-48Y8C 48p 25G SFP/SFP+/SFP28 8p 100G QSFP+/QSFP28 BF 6 Fans 2 DC Bdl <ul style="list-style-type: none"> Includes 2 BF Power Supplies (JL862A) with no additional open PS slots Includes 6 BF Fan Tray Bundles (JL629A) with no additional open FT Slots 	JL858A

Configuration Information

- Min=0 \ Max= 48 SFP/SFP+/SFP28 1/10/25G Transceivers
 - Min=0 \ Max = 8 QSFP+/QSFP28 40/100G Transceivers
 - QSA28 Adapter Min=0 \ Max=8, ports 49-56 (rule7)
 - 1U - Height
- 4, 5, 7, 8, 11 HPE Aruba Networking CX 8325-32C 32-port 100G QSFP+/QSFP28 Front-to-Back 6 Fans and 2 DC Bundle JL859A
- Includes 2 FB Power Supplies (JL861A) with no additional open PS slots (Includes 2 DC cables)
 - Includes 6 FB Fan Tray Bundles (JL630A) with no additional open FT Slots
 - Min=0 \ Max = 32 QSFP+/QSFP28 40/100G Transceivers
 - QSA28 Adapter Min=0 \ Max=32, ports 1-32 (rule7)
 - 1U - Height
- 4, 5, 7, 8, 11 HPE Aruba Networking CX 8325-32C 32-port 100G QSFP+/QSFP28 Back-to-Front 6 Fans and 2 DC Bundle JL860A
- Includes 2 BF Power Supplies (JL862A) with no additional open PS slots (Includes 2 DC cables)
 - Includes 6 BF Fan Tray Bundles (JL631A) with no additional open FT Slots
 - Min=0 \ Max = 32 QSFP+/QSFP28 40/100G Transceivers
 - QSA28 Adapter Min=0 \ Max=32, ports 1-32 (rule7)
 - 1U - Height
- 4, 5, 7, 8, 11 HPE Aruba Networking CX 8325P 32p QSFP28 40G/100G Front-to-Back 6xFan 2xDC PSU Bundle S4A49A
- Includes 2 FB Power Supplies (SOG29A) with no additional open PS slots(Includes 2 DC cables)
 - Includes 6 FB Fan Tray Bundles (JL630A) with no additional open FT Slots
Includes 2-post Rack Kit
 - Min=0 \ Max = 32 QSFP+/QSFP28 40/100G Transceivers
 - QSA28 Adapter Min=0 \ Max=32, ports 1-32 (rule7)
 - 1U - Height
- 4, 5, 7, 8, 11 HPE Aruba Networking CX 8325P 32p QSFP28 40G/100G Back-to-Front 6xFan 2xDC PSU Bundle S4A50A
- Includes 2 BF Power Supplies (SOG30A) with no additional open PS slots(Includes 2 DC cables)
 - Includes 6 BF Fan Tray Bundles (JL631A) with no additional open FT Slots
 - Includes 2-post Rack Kit
 - Min=0 \ Max = 32 QSFP+/QSFP28 40/100G Transceivers
 - QSA28 Adapter Min=0 \ Max=32, ports 1-32 (rule7)
 - 1U - Height
- 4, 5, 7, 8, 11 HPE Aruba Networking CX 8325P 32p QSFP28 40G/100G Front-to-Back 6xFan 2xDC PSU TAA Bundle SOG07A
- Includes 2 FB Power Supplies (SOG29A) with no additional open PS slots(Includes 2 DC cables)
 - Includes 6 FB Fan Tray Bundles (JL630A) with no additional open FT Slots
 - Includes 2-post Rack Kit
 - Min=0 \ Max = 32 QSFP+/QSFP28 40/100G Transceivers
 - QSA28 Adapter Min=0 \ Max=32, ports 1-32 (rule7)
 - 1U - Height
- 4, 5, 7, 8, 11 HPE Aruba Networking CX 8325P 32p QSFP28 40G/100G Back-to-Front 6xFan 2xDC PSU TAA Bundle SOG08A
- Includes 2 BF Power Supplies (SOG30A) with no additional open PS slots(Includes 2 DC cables)
 - Includes 6 BF Fan Tray Bundles (JL631A) with no additional open FT Slots
 - Includes 2-post Rack Kit

Configuration Information

- Min=0 \ Max = 32 QSFP+/QSFP28 40/100G Transceivers
- QSA28 Adapter Min=0 \ Max=32, ports 1-32 (rule7)
- 1U - Height

Configuration Rules

1 The following Transceivers install into this Switch: (Use BTO only when adding to switch)

HPE Aruba Networking 1G SFP LC SX 500m OM2 MMF Transceiver	J4858D
HPE Aruba Networking 1G SFP LC LX 10km SMF Transceiver	J4859D
HPE Aruba Networking 1G SFP LC LH 70km SMF Transceiver	J4860D
HPE Aruba Networking 1G SFP RJ45 100m Cat5e Transceiver	J8177E
HPE Aruba Networking 1G SFP LC SX 500m MMF TAA Transceiver	JL745A
HPE Aruba Networking 1G SFP LC LX 10km SMF TAA Transceiver	JL746A
HPE Aruba Networking 1G SFP RJ45 100m Cat5e TAA Transceiver	JL747B

2 The following Transceivers install into this Switch: (Use BTO only when adding to switch)

HPE Aruba Networking 10GBASE-T SFP+ RJ45 30m Cat6A Transceiver	JL563C
HPE Aruba Networking 10G SFP+ LC SR 300m OM3 MMF Transceiver	J9150D
HPE Aruba Networking 10G SFP+ LC LR 10km SMF Transceiver	J9151E
HPE Aruba Networking 10G SFP+ LC ER 40km SMF Transceiver	J9153D
HPE Aruba Networking 10G SFP+ LC SR 300m MMF TAA Transceiver	JL748A
HPE Aruba Networking 10G SFP+ LC LR 10km SMF TAA Transceiver	JL749A
HPE Aruba Networking 10G SR SFP+ LC 400m OM4 MMF C-Class Transceiver	S2P30A
HPE Aruba Networking 10G LR SFP+ LC 10km SMF C-Class Transceiver	S2P31A
HPE Aruba Networking 10G ER SFP+ LC 40km SMF C-Class Transceiver	S2P32A
HPE Aruba Networking 10G SFP+ to SFP+ 1m Direct Attach Copper Cable	J9281D
HPE Aruba Networking 10G SFP+ to SFP+ 3m Direct Attach Copper Cable	J9283D
HPE BladeSystem c-Class 10GbE SFP+ to SFP+ 3m Direct Attach Copper Cable	487655-B21
HPE BladeSystem c-Class 10GbE SFP+ to SFP+ 5m Direct Attach Copper Cable	537963-B21

3 The following Transceivers install into this Switch: (Use BTO only when adding to switch)

HPE Aruba Networking 25G ER LC 40km SMF Transceiver	SOV69A
HPE Aruba Networking 25G BiDi 10km-Downstream 1330/1270 Transceiver	S1C96A
HPE Aruba Networking 25G BiDi 10km-Upstream 1270/1330 Transceiver	S1C98A
HPE Aruba Networking 25G BiDi 40km-Downstream 1314/1289 Transceiver	SOV70A
HPE Aruba Networking 25G BiDi 40km-Upstream 1289/1314 Transceiver	SOV71A
HPE Aruba Networking 25G SFP28 LC SR 100m MMF Transceiver	JL484A
HPE Aruba Networking 25G SFP28 LC eSR 400m MMF Transceiver	JL485A
HPE Aruba Networking 25G SFP28 LC LR 10km SMF Transceiver	JL486A
HPE Aruba Networking 25G SR SFP28 LC 100m MMF C-Class Transceiver	S2P33A
HPE Aruba Networking 25G LR SFP28 LC 10km SMF C-Class Transceiver	S2P34A
HPE Aruba Networking 25G SFP28 to SFP28 0.65m Direct Attach Cable	JL487A
HPE Aruba Networking 25G SFP28 to SFP28 3m Direct Attach Copper Cable	JL488A
HPE Aruba Networking 25G SFP28 to SFP28 5m Direct Attach Copper Cable	JL489A
HPE Aruba Networking 25G SFP28 to SFP28 3m Active Optical Cable	ROM44A
HPE Aruba Networking 25G SFP28 to SFP28 7m Active Optical Cable	ROM45A
HPE Aruba Networking 25G SFP28 to SFP28 15m Active Optical Cable	ROZ21A
HPE 25Gb SFP28 to SFP28 3m Direct Attach Copper Cable	844477-B21
HPE 25Gb SFP28 to SFP28 5m Direct Attach Copper Cable	844480-B21

4 The following Transceivers install into this Switch: (Use BTO only when adding to switch)

HPE Aruba Networking 40G QSFP+ LC ER4 40km SMF Transceiver	Q9G82A
HPE Networking X142 40G QSFP+ MPO SR4 Transceiver	JH231A
HPE Networking X142 40G QSFP+ LC LR4 SM Transceiver	JH232A
HPE Networking X142 40G QSFP+ MPO eSR4 300M Transceiver	JH233A
HPE Aruba Networking 40G QSFP+ LC Bidirectional 150m MMF 2-strand Transceiver	JL308A
HPE Networking X242 40G QSFP+ to QSFP+ 1m Direct Attach Copper Cable	JH234A
HPE Networking X242 40G QSFP+ to QSFP+ 3m Direct Attach Copper Cable	JH235A

Configuration Information

	HPE Networking X242 40G QSFP+ to QSFP+ 5m Direct Attach Copper Cable	JH236A
	HPE Aruba Networking 40G QSFP+ to QSFP+ 7m Active Optical Cable	ROZ22A
	HPE Aruba Networking 40G QSFP+ to QSFP+ 15m Active Optical Cable	ROZ23A
	HPE Aruba Networking 40G QSFP+ to QSFP+ 30m Active Optical Cable	ROZ24A
	HPE BladeSystem c-Class 40G QSFP+ to 4x10G SFP+ 3m Direct Attach Copper Splitter Cable	721064-B21
5	The following Transceivers install into this Switch: (Use BTO only when adding to switch)	
	HPE Aruba Networking 100G DR QSFP28 LC 500m SMF Transceiver	S3N88A
	HPE Aruba Networking 100G LR QSFP28 LC 10km SMF Transceiver	S3N89A
	HPE Aruba Networking 100G SR2 MPO QSFP28 100m MMF Transceiver	S1C93A
	HPE Aruba Networking 100G QSFP28 LC ER4L 40km SMF Transceiver	JL743A
	HPE Aruba Networking 100G QSFP28 MPO SR4 100m 12-fiber MPO OM3 MMF Transceiver	JL309A
	HPE Aruba Networking 100G QSFP28 LC LR4 10km SMF 2-strand Transceiver	JL310A
	HPE Aruba Networking 100G QSFP28 LC CWDM4 2km SMF Transceiver	ROZ30A
	HPE Aruba Networking 100G QSFP28 LC FR1 SMF 2km Transceiver	R9B63A
	HPE 100Gb QSFP28 Bidirectional Transceiver	845972-B21
	HPE Aruba Networking 100G QSFP28 to QSFP28 1m Direct Attach Copper Cable	ROZ25A
	HPE Aruba Networking 100G QSFP28 to QSFP28 3m Direct Attach Copper Cable	JL307A
	HPE Aruba Networking 100G QSFP28 to QSFP28 5m Direct Attach Copper Cable	ROZ26A
	HPE 100Gb QSFP28 to 4x25Gb SFP28 3m Direct Attach Copper Cable	845416-B21
	HPE Aruba Networking 100G QSFP28 to QSFP28 2m Active Optical Cable	JL856A
	HPE Aruba Networking 100G QSFP28 to QSFP28 7m Active Optical Cable	ROZ27A
	HPE Aruba Networking 100G QSFP28 to QSFP28 15m Active Optical Cable	ROZ28A
	HPE Aruba Networking 100G QSFP28 to QSFP28 30m Active Optical Cable	ROZ29A
	HPE QSFP28 to 4x25Gb SFP28 7m Active Optical Cable	845420-B21
	HPE QSFP28 to 4x25Gb SFP28 15m Active Optical Cable	845424-B21
	HPE QSFP28 to SFP28 Adapter	845970-B21
6	Localization required on orders without #B2B, #B2C, #B2E or #AC3 options.	
7	If qty1 of the following QSA28 Adapter(845970-B21) is selected, then increase max SFP28 Port qty by 1 and allow user selection of the following SFP Transceivers. Refer to qty and port restrictions for individual Switch in the "Additional Info" sections: (Use BTO only when adding this QSA28 Adapter)	
	HPE Aruba Networking 10G SFP+ LC SR 300m OM3 MMF Transceiver	J9150D
	HPE Aruba Networking 10G SFP+ LC LR 10km SMF Transceiver	J9151E
	HPE Aruba Networking 10G SFP+ LC ER 40km SMF Transceiver	J9153D
	HPE Aruba Networking 10G SFP+ LC SR 300m MMF TAA Transceiver	JL748A
	HPE Aruba Networking 10G SFP+ LC LR 10km SMF TAA Transceiver	JL749A
	HPE Aruba Networking 10G SR SFP+ LC 400m OM4 MMF C-Class Transceiver	S2P30A
	HPE Aruba Networking 10G LR SFP+ LC 10km SMF C-Class Transceiver	S2P31A
	HPE Aruba Networking 10G ER SFP+ LC 40km SMF C-Class Transceiver	S2P32A
	HPE Aruba Networking 25G SR SFP28 LC 100m MMF C-Class Transceiver	S2P33A
	HPE Aruba Networking 25G LR SFP28 LC 10km SMF C-Class Transceiver	S2P34A
	HPE Aruba Networking 25G SFP28 LC SR 100m MMF Transceiver	JL484A
	HPE Aruba Networking 25G SFP28 LC eSR 400m MMF Transceiver	JL485A
	HPE Aruba Networking 25G SFP28 LC LR 10km SMF Transceiver	JL486A
	HPE Aruba Networking 25G ER LC 40km SMF Transceiver	SOV69A
	HPE Aruba Networking 25G BiDi 10km-Downstream 1330/1270 Transceiver	S1C96A
	HPE Aruba Networking 25G BiDi 10km-Upstream 1270/1330 Transceiver	S1C98A
	HPE Aruba Networking 25G BiDi 40km-Downstream 1314/1289 Transceiver	SOV70A
	HPE Aruba Networking 25G BiDi 40km-Upstream 1289/1314 Transceiver	SOV71A
8	The following AOCs install into this Switch: (Use #0D1 for XCVRs or #B01 for Cables since switch is factory racked):	
	HPE Aruba Networking 200G DD-2xQSFP28 100G 3m Active Optic Cable	R9B60A
	HPE Aruba Networking 200G DD-2xQSFP28 100G 7m Active Optic Cable	R9B58A
	HPE Aruba Networking 200G DD-2xQSFP28 100G 15m Active Optic Cable	R9B62A

Configuration Information

	HPE Aruba Networking 200G DD-2xQSFP28 100G 30m Active Optic Cable	R9B61A
	HPE Aruba Networking 200G DD-2xQSFP28 100G 50m Active Optic Cable	R9B59A
10	Unbuildable/FAN required, generates CFGU: If order is quoted for India and contains "#B2C" Option, then Display the following: For BTO shipments to India: Please replace <Base Model>#B2C option with <Base Model>#AC3 in the Bill of Materials and add the appropriate INDIA PDU Power Cord below via Ad-Hoc: HPE Networking 2.0m C13 to C14 PDU India Power Cord HPE Networking 2.5m C15 to C14 PDU India Power Cord HPE Networking 2.5m C19 to C20 PDU India Power Cord For Factory Integration of Power Cord, please add "#0D1" to the Power Cord Sku suffix. (Ex. JL671A#0D1)	
11	The following Transceivers install into this Switch: (Use BTO only when adding to switch) HPE Aruba Networking 100G SR1.2 QSFP28 LC 100m MMF Transceiver	S4B44A
Notes:	<ul style="list-style-type: none"> - Drop down under power supply should offer the following options and results: - Switch/Router/Power Supply to PDU Power Cord - #B2B in North America, Mexico, Taiwan, and Japan or #B2C ROW. (Watson Default B2B or B2C for Rack Level CTO) - Switch/Router/Power Supply to Wall Power Cord - Localized Option (Watson Default for BTO and Box Level CTO) - High Volt Switch/Router/Power Supply to Wall Power Cord - #B2E Option. (Offered only in North America, Mexico, Taiwan, and Japan) - No Power Cord - #AC3 Option - OCA Blue Locking Power Cord (J9955A) L6-20P is available through the OCA Accessories tab. - OCA Only Model Selection Form - - HPE Offering > HPE Aruba Networking > Switches - HPE Aruba Networking OS: HPE Aruba Networking CX 8325 Switch Series 	



Configuration Information

Rack Level Integration CTO Models

Rule #	Description	SKU
1, 2, 3, 4, 5, 6, 7, 8, 9, 10, 11	<p>HPE Aruba Networking CX 8325-48Y8C 48p 25G SFP+/28 8p 100G QSFP+/28 FB 6 Fans 2 PSU Bundle</p> <ul style="list-style-type: none"> Includes 2 FB Power Supplies (JL632A) with no additional open PS slots Includes 6 FB Fan Tray Bundles (JL628A) with no additional open FT Slots Must select 4 Post Rack Kit (JL483C) Min=0 \ Max= 48 SFP+/SFP28 1/10/25G Transceivers Min=0 \ Max = 8 QSFP+/QSFP28 40/100G Transceivers QSA28 Adapter Min=0 \ Max=8, ports 49-56 (rule8) 1U - Height 	JL624A
	<p>HPE Aruba Networking CX 8325-48Y8C 48p 25G SFP+/28 8p 100G QSFP+/28 FB 6 Fans 2 PSU Bundle PDU</p> <ul style="list-style-type: none"> C13 PDU Jumper Cord (NA/MEX/TW/JP) (JL697A C13 PDU cord) 	JL624A#B2B
	<p>HPE Aruba Networking CX 8325-48Y8C 48p 25G SFP+/28 8p 100G QSFP+/28 FB 6 Fans 2 PSU Bundle PDU</p> <ul style="list-style-type: none"> C13 PDU Jumper Cord (ROW) (JL697A C13 PDU cord) 	JL624A#B2C
	<p>HPE Aruba Networking CX 8325-48Y8C 48p 25G SFP+/28 8p 100G QSFP+/28 FB 6 Fans 2 PSU Bundle 220v</p> <ul style="list-style-type: none"> HPE 2.3M C13 to NEMA L6-20P Power Cord(J9936A) 	JL624A#B2E
	<p>HPE Aruba Networking CX 8325-48Y8C 48p 25G SFP+/28 8p 100G QSFP+/28 FB 6 Fans 2 PSU Bundle NoLoc</p> <ul style="list-style-type: none"> No Localized Power Cord Selected. Use J9955A to obtain a Locking Plug Power Cord (L6-20P) 	JL624A#AC3
1, 2, 3, 4, 5, 6, 7, 8, 9, 10, 11	<p>HPE Aruba Networking CX 8325-48Y8C 48p 25G SFP+/28 8p 100G QSFP+/28 BF 6 Fans 2 PSU Bundle</p> <ul style="list-style-type: none"> Includes 2 BF Power Supplies (JL633A) with no additional open PS slots Includes 6 BF Fan Tray Bundles (JL629A) with no additional open FT Slots Must select 4 Post Rack Kit (JL483C) Min=0 \ Max= 48 SFP+/SFP28 1/10/25G Transceivers Min=0 \ Max = 8 QSFP+/QSFP28 40/100G Transceivers QSA28 Adapter Min=0 \ Max=8, ports 49-56 (rule8) 1U - Height 	JL625A
	<p>HPE Aruba Networking CX 8325-48Y8C 48p 25G SFP+/28 8p 100G QSFP+/28 BF 6 Fans 2 PSU Bundle PDU</p> <ul style="list-style-type: none"> C13 PDU Jumper Cord (NA/MEX/TW/JP) (JL697A C13 PDU cord) 	JL625A#B2B
	<p>HPE Aruba Networking CX 8325-48Y8C 48p 25G SFP+/28 8p 100G QSFP+/28 BF 6 Fans 2 PSU Bundle PDU</p> <ul style="list-style-type: none"> C13 PDU Jumper Cord (ROW) (JL697A C13 PDU cord) 	JL625A#B2C
	<p>HPE Aruba Networking CX 8325-48Y8C 48p 25G SFP+/28 8p 100G QSFP+/28 BF 6 Fans 2 PSU Bundle 220v</p> <ul style="list-style-type: none"> HPE 2.3M C13 to NEMA L6-20P Power Cord(J9936A) 	JL625A#B2E
	<p>HPE Aruba Networking CX 8325-48Y8C 48p 25G SFP+/28 8p 100G QSFP+/28 BF 6 Fans 2 PSU Bundle NoLoc</p> <ul style="list-style-type: none"> No Localized Power Cord Selected. Use J9955A to obtain a Locking Plug Power Cord (L6-20P) 	JL625A#AC3
4, 5, 6, 7, 8, 10, 11	<p>HPE Aruba Networking CX 8325-32C 32p 100G QSFP+/QSFP28 Front-to-Back 6 Fans 2 Power Supply Bundle</p> <ul style="list-style-type: none"> Includes 2 FB Power Supplies (JL632A) with no additional open PS slots (Includes 2 DC cables) 	JL626A

Configuration Information

- Includes 6 FB Fan Tray Bundles (JL630A) with no additional open FT Slots
- Must select 4 Post Rack Kit (JL483C)
- Min=0 \ Max = 32 QSFP+/QSFP28 40/100G Transceivers
- QSA28 Adapter Min=0 \ Max=32, ports 1-32 (rule8)
- 1U - Height

Rule #	Description	SKU
	HPE Aruba Networking CX 8325-32C 32p 100G QSFP+/QSFP28 Front-to-Back 6 Fans 2 Power Supply Bdl PDU <ul style="list-style-type: none"> • C13 PDU Jumper Cord (NA/MEX/TW/JP) (JL697A C13 PDU cord) 	JL626A#B2B
	HPE Aruba Networking CX 8325-32C 32p 100G QSFP+/QSFP28 Front-to-Back 6 Fans 2 Power Supply Bdl PDU <ul style="list-style-type: none"> • C13 PDU Jumper Cord (ROW) (JL697A C13 PDU cord) 	JL626A#B2C
	HPE Aruba Networking CX 8325-32C 32p 100G QSFP+/QSFP28 Front-to-Back 6 Fans 2 Power Supply Bdl 220v <ul style="list-style-type: none"> • HPE 2.3M C13 to NEMA L6-20P Power Cord(J9936A) 	JL626A#B2E
	HPE Aruba Networking CX 8325-32C 32p 100G QSFP+/QSFP28 Front-to-Back 6 Fans 2 Power Supply Bdl NoLoc <ul style="list-style-type: none"> • No Localized Power Cord Selected. Use J9955A to obtain a Locking Plug Power Cord (L6-20P) 	JL626A#AC3
4, 5, 6, 7, 8, 10, 11	HPE Aruba Networking CX 8325-32C 32p 100G QSFP+/QSFP28 Back-to-Front 6 Fans 2 Power Supply Bundle <ul style="list-style-type: none"> • Includes 2 BF Power Supplies (JL633A) with no additional open PS slots (Includes 2 DC cables) • Includes 6 BF Fan Tray Bundles (JL631A) with no additional open FT Slots • Must select 4 Post Rack Kit (JL483C) • Min=0 \ Max = 32 QSFP+/QSFP28 40/100G Transceivers • QSA28 Adapter Min=0 \ Max=32, ports 1-32 (rule8) • 1U - Height 	JL627A
	HPE Aruba Networking CX 8325-32C 32p 100G QSFP+/QSFP28 Back-to-Front 6 Fans 2 Power Supply Bdl PDU <ul style="list-style-type: none"> • C13 PDU Jumper Cord (NA/MEX/TW/JP) (JL697A C13 PDU cord) 	JL627A#B2B
	HPE Aruba Networking CX 8325-32C 32p 100G QSFP+/QSFP28 Back-to-Front 6 Fans 2 Power Supply Bdl PDU <ul style="list-style-type: none"> • C13 PDU Jumper Cord (ROW) (JL697A C13 PDU cord) 	JL627A#B2C
	HPE Aruba Networking CX 8325-32C 32p 100G QSFP+/QSFP28 Back-to-Front 6 Fans 2 Power Supply Bdl 220v <ul style="list-style-type: none"> • HPE 2.3M C13 to NEMA L6-20P Power Cord(J9936A) 	JL627A#B2E
	HPE Aruba Networking CX 8325-32C 32p 100G QSFP+/QSFP28 Back-to-Front 6 Fans 2 Power Supply Bdl NoLoc <ul style="list-style-type: none"> • No Localized Power Cord Selected. Use J9955A to obtain a Locking Plug Power Cord (L6-20P) 	JL627A#AC3
4, 5, 6, 7, 8, 9, 10, 11	HPE Aruba Networking CX 8325P 32p QSFP28 40G/100G Front-to-Back 6xFan 2xAC PSU Bundle <ul style="list-style-type: none"> • Includes 2 FB Power Supplies (S0G27A) with no additional open PS slots • Includes 6 FB Fan Tray Bundles (JL630A) with no additional open FT Slots • Includes 2-post Rack Kit • Min=0 \ Max = 32 QSFP+/QSFP28 40/100G Transceivers • QSA28 Adapter Min=0 \ Max=32, ports 1-32 (rule7) • 1U - Height 	S4A51A
	HPE Aruba Networking CX 8325P 32p QSFP28 40G/100G Front-to-Back 6xFan 2xAC PSU Bundle PDU <ul style="list-style-type: none"> • C13 PDU Jumper Cord (NA/MEX/TW/JP) (JL697A C13 PDU cord) 	S4A51A#B2B

Configuration Information

	HPE Aruba Networking CX 8325P 32p QSFP28 40G/100G Front-to-Back 6xFan 2xAC PSU 220v Bundle	S4A51A#B2C
	<ul style="list-style-type: none"> • C13 PDU Jumper Cord (ROW) (JL697A C13 PDU cord) 	
	HPE Aruba Networking CX 8325P 32p QSFP28 40G/100G Front-to-Back 6xFan 2xAC PSU 220v Bundle	S4A51A#B2E
	<ul style="list-style-type: none"> • HPE 2.3m C13 to NEMA 6-15P Pwr Cord(J9936A) 	
	HPE Aruba Networking CX 8325P 32p QSFP28 40G/100G Front-to-Back 6xFan 2xAC PSU Bundle No Loc	S4A51A#AC3
	<ul style="list-style-type: none"> • No Localized Power Cord Selected. Use J9955A to obtain a Locking Plug Power Cord (L6-20P) 	
4, 5, 6, 7, 8, 9, 10, 11	HPE Aruba Networking CX 8325P 32p QSFP28 40G/100G Back-to-Front 6xFan 2xAC PSU Bundle	S4A52A
	<ul style="list-style-type: none"> • Includes 2 BF Power Supplies (SOG28A) with no additional open PS slots Includes 6 BF Fan Tray Bundles (JL631A) with no additional open FT Slots Includes 2-post Rack Kit Min=0 \ Max = 32 QSFP+/QSFP28 40/100G Transceivers QSA28 Adapter Min=0 \ Max=32, ports 1-32 (rule7) 1U - Height 	
	HPE Aruba Networking CX 8325P 32p QSFP28 40G/100G Back-to-Front 6xFan 2xAC PSU Bundle PDU	S4A52A#B2B
	<ul style="list-style-type: none"> • C13 PDU Jumper Cord (NA/MEX/TW/JP) (JL697A C13 PDU cord) 	
	HPE Aruba Networking CX 8325P 32p QSFP28 40G/100G Back-to-Front 6xFan 2xAC PSU 220v Bundle	S4A52A#B2C
	<ul style="list-style-type: none"> • C13 PDU Jumper Cord (ROW) (JL697A C13 PDU cord) 	
	HPE Aruba Networking CX 8325P 32p QSFP28 40G/100G Back-to-Front 6xFan 2xAC PSU 220v Bundle	S4A52A#B2E
	<ul style="list-style-type: none"> • HPE 2.3m C13 to NEMA 6-15P Pwr Cord(J9936A) 	
	HPE Aruba Networking CX 8325P 32p QSFP28 40G/100G Back-to-Front 6xFan 2xAC PSU Bundle No Loc	S4A52A#AC3
	<ul style="list-style-type: none"> • No Localized Power Cord Selected. Use J9955A to obtain a Locking Plug Power Cord (L6-20P) 	
4, 5, 6, 7, 8, 9, 10, 11	HPE Aruba Networking CX 8325P 32p QSFP28 40G/100G Front-to-Back 6xFan 2xAC PSU TAA Bundle	SOG09A
	<ul style="list-style-type: none"> • Includes 2 FB Power Supplies (SOG27A) with no additional open PS slots Includes 6 FB Fan Tray Bundles (JL630A) with no additional open FT Slots Includes 2-post Rack Kit Min=0 \ Max = 32 QSFP+/QSFP28 40/100G Transceivers QSA28 Adapter Min=0 \ Max=32, ports 1-32 (rule7) 1U – Height 	
	HPE Aruba Networking CX 8325P 32p QSFP28 40G/100G Front-to-Back 6xFan 2xAC PSU TAA Bundle PDU	SOG09A#B2B
	<ul style="list-style-type: none"> • C13 PDU Jumper Cord (NA/MEX/TW/JP) (JL697A C13 PDU cord) 	
	HPE Aruba Networking CX 8325P 32p QSFP28 40G/100G Front-to-Back 6xFan 2xAC PSU TAA Bundle PDU	SOG09A#B2C
	<ul style="list-style-type: none"> • C13 PDU Jumper Cord (ROW) (JL697A C13 PDU cord) 	
	HPE Aruba Networking CX 8325P 32p QSFP28 40G/100G Front-to-Back 6xFan 2xAC PSU TAA 220v Bundle	SOG09A#B2E
	<ul style="list-style-type: none"> • HPE 2.3m C13 to NEMA 6-15P Pwr Cord(J9936A) 	
	HPE Aruba Networking CX 8325P 32p QSFP28 40G/100G Front-to-Back 6xFan 2xAC PSU TAA Bundle No Loc	SOG09A#AC3
	<ul style="list-style-type: none"> • No Localized Power Cord Selected. Use J9955A to obtain a Locking Plug Power Cord (L6-20P) 	

Configuration Information

4, 5, 6, 7, 8, 9, 10, 11	<p>HPE Aruba Networking CX 8325P 32p QSFP28 40G/100G Back-to-Front 6xFan 2xAC PSU TAA Bundle</p> <ul style="list-style-type: none"> • Includes 2 BF Power Supplies (SOG28A) with no additional open PS slots Includes 6 BF Fan Tray Bundles (JL631A) with no additional open FT Slots Includes 2-post Rack Kit Min=0 \ Max = 32 QSFP+/QSFP28 40/100G Transceivers QSA28 Adapter Min=0 \ Max=32, ports 1-32 (rule7) 1U - Height 	SOG10A
	<p>HPE Aruba Networking CX 8325P 32p QSFP28 40G/100G Back-to-Front 6xFan 2xAC PSU TAA Bundle PDU</p> <ul style="list-style-type: none"> • C13 PDU Jumper Cord (NA/MEX/TW/JP) (JL697A C13 PDU cord) 	SOG10A#B2B
	<p>HPE Aruba Networking CX 8325P 32p QSFP28 40G/100G Back-to-Front 6xFan 2xAC PSU TAA Bundle PDU</p> <ul style="list-style-type: none"> • C13 PDU Jumper Cord (ROW) (JL697A C13 PDU cord) 	SOG10A#B2C
	<p>HPE Aruba Networking CX 8325P 32p QSFP28 40G/100G Back-to-Front 6xFan 2xAC PSU TAA 220v Bundle</p> <ul style="list-style-type: none"> • HPE 2.3m C13 to NEMA 6-15P Pwr Cord(J9936A) 	SOG10A#B2E
	<p>HPE Aruba Networking CX 8325P 32p QSFP28 40G/100G Back-to-Front 6xFan 2xAC PSU TAA Bundle No Loc</p> <ul style="list-style-type: none"> • No Localized Power Cord Selected. Use J9955A to obtain a Locking Plug Power Cord (L6-20P) 	SOG10A#AC3
1, 2, 3, 4, 5, 6, 7, 8, 10	<p>HPE Aruba Networking CX 8325H 18p SFP28 25G 4p QSFP28 100G Front-to-Back 4xFan 2xPSU Switch</p> <ul style="list-style-type: none"> • Includes Non-Pluggable, Internal PSU behind sheetmetal Chassis Frame • Includes Non-Pluggable, Internal Fans behind sheetmetal Chassis Frame • must select Rack Kit, Does not include Rack Kit • Min=0 \ Max = 2 SFP/SFP+ 1/10G Transceivers • Min=0 \ Max = 18 SFP/SFP+/SFP28 1/10/25G Transceivers • Min=0 \ Max = 4 QSFP+/QSFP28 40/100G Transceivers • QSA28 Adapter Min=0 \ Max=4, ports 19-22 (rule7) • 1U - Height, Half Width 	S4B20A
	<p>HPE Aruba Networking CX 8325H 18p SFP28 25G 4p QSFP28 100G Front-to-Back 4xFan 2xPSU PDU Switch</p> <ul style="list-style-type: none"> • C13 PDU Jumper Cord (NA/MEX/TW/JP) (JL697A C13 PDU cord) 	S4B20A#B2B
	<p>HPE Aruba Networking CX 8325H 18p SFP28 25G 4p QSFP28 100G Front-to-Back 4xFan 2xPSU PDU Switch</p> <ul style="list-style-type: none"> • C13 PDU Jumper Cord (ROW) (JL697A C13 PDU cord) 	S4B20A#B2C
	<p>HPE Aruba Networking CX 8325H 18p SFP28 25G 4p QSFP28 100G Front-to-Back 4xFan 2xPSU 220v Switch</p> <ul style="list-style-type: none"> • HPE 2.3m C13 to NEMA 6-15P Pwr Cord(J9936A) 	S4B20A#B2E
	<p>HPE Aruba Networking CX 8325H 18p SFP28 25G 4p QSFP28 100G Front-to-Back 4xFan 2xPSU Switch No Loc</p> <ul style="list-style-type: none"> • No Localized Power Cord Selected. Use J9955A to obtain a Locking Plug Power Cord (L6-20P) 	S4B20A#AC3
1, 2, 3, 4, 5, 6, 7, 8, 10	<p>HPE Aruba Networking CX 8325H 18p SFP28 25G 4p QSFP28 100G Back-to-Front 4xFan 2xPSU Switch</p> <ul style="list-style-type: none"> • Includes Non-Pluggable, Internal PSU behind sheetmetal Chassis Frame • Includes Non-Pluggable, Internal Fans behind sheetmetal Chassis Frame • must select Rack Kit, Does not include Rack Kit • Min=0 \ Max = 2 SFP/SFP+ 1/10G Transceivers • Min=0 \ Max = 18 SFP/SFP+/SFP28 1/10/25G Transceivers • Min=0 \ Max = 4 QSFP+/QSFP28 40/100G Transceivers 	S4B21A

Configuration Information

	<ul style="list-style-type: none"> QSA28 Adapter Min=0 \ Max=4, ports 19-22 (rule7) 1U - Height, Half Width 	
	HPE Aruba Networking CX 8325H 18p SFP28 25G 4p QSFP28 100G Back-to-Front 4xFan 2xPSU PDU Switch	S4B21A#B2B
	<ul style="list-style-type: none"> C13 PDU Jumper Cord (NA/MEX/TW/JP) (JL697A C13 PDU cord) 	
	HPE Aruba Networking CX 8325H 18p SFP28 25G 4p QSFP28 100G Back-to-Front 4xFan 2xPSU PDU Switch	S4B21A#B2C
	<ul style="list-style-type: none"> C13 PDU Jumper Cord (ROW) (JL697A C13 PDU cord) 	
	HPE Aruba Networking CX 8325H 18p SFP28 25G 4p QSFP28 100G Back-to-Front 4xFan 2xPSU 220v Switch	S4B21A#B2E
	<ul style="list-style-type: none"> HPE 2.3m C13 to NEMA 6-15P Pwr Cord(J9936A) 	
	HPE Aruba Networking CX 8325H 18p SFP28 25G 4p QSFP28 100G Back-to-Front 4xFan 2xPSU Switch No Loc	S4B21A#AC3
	<ul style="list-style-type: none"> No Localized Power Cord Selected. Use J9955A to obtain a Locking Plug Power Cord (L6-20P) 	
1, 2, 3, 4, 5, 6, 7, 8, 10	HPE Aruba Networking CX 8325H 16p QSFP28 40G/100G Front-to-Back 4xFan 2xPSU Switch	S4B22A
	<ul style="list-style-type: none"> Includes Non-Pluggable, Internal PSU behind sheetmetal Chassis Frame Includes Non-Pluggable, Internal Fans behind sheetmetal Chassis Frame must select Rack Kit, Does not include Rack Kit Min=0 \ Max = 2 SFP/SFP+ 1/10G Transceivers Min=0 \ Max = 16 QSFP+/QSFP28 40/100G Transceivers QSA28 Adapter Min=0 \ Max=16, ports 1-16 (rule7) 1U - Height, Half Width 	
	HPE Aruba Networking CX 8325H 16p QSFP28 40G/100G Front-to-Back 4xFan 2xPSU PDU Switch	S4B22A#B2B
	<ul style="list-style-type: none"> C13 PDU Jumper Cord (NA/MEX/TW/JP) (JL697A C13 PDU cord) 	
	HPE Aruba Networking CX 8325H 16p QSFP28 40G/100G Front-to-Back 4xFan 2xPSU PDU Switch	S4B22A#B2C
	<ul style="list-style-type: none"> C13 PDU Jumper Cord (ROW) (JL697A C13 PDU cord) 	
	HPE Aruba Networking CX 8325H 16p QSFP28 40G/100G Front-to-Back 4xFan 2xPSU 220v Switch	S4B22A#B2E
	<ul style="list-style-type: none"> HPE 2.3m C13 to NEMA 6-15P Pwr Cord(J9936A) 	
	HPE Aruba Networking CX 8325H 16p QSFP28 40G/100G Front-to-Back 4xFan 2xPSU Switch No Loc	S4B22A#AC3
	<ul style="list-style-type: none"> No Localized Power Cord Selected. Use J9955A to obtain a Locking Plug Power Cord (L6-20P) 	
1, 2, 3, 4, 5, 6, 7, 8, 10	HPE Aruba Networking CX 8325H 16p QSFP28 40G/100G Back-to-Front 4xFan 2xPSU Switch	S4B23A
	<ul style="list-style-type: none"> Includes Non-Pluggable, Internal PSU behind sheetmetal Chassis Frame Includes Non-Pluggable, Internal Fans behind sheetmetal Chassis Frame must select Rack Kit, Does not include Rack Kit Min=0 \ Max = 2 SFP/SFP+ 1/10G Transceivers Min=0 \ Max = 16 QSFP+/QSFP28 40/100G Transceivers QSA28 Adapter Min=0 \ Max=16, ports 1-16 (rule7) 1U - Height, Half Width 	
	HPE Aruba Networking CX 8325H 16p QSFP28 40G/100G Back-to-Front 4xFan 2xPSU PDU Switch	S4B23A#B2B
	<ul style="list-style-type: none"> C13 PDU Jumper Cord (NA/MEX/TW/JP) (JL697A C13 PDU cord) 	
	HPE Aruba Networking CX 8325H 16p QSFP28 40G/100G Back-to-Front 4xFan 2xPSU PDU Switch	S4B23A#B2C
	<ul style="list-style-type: none"> C13 PDU Jumper Cord (ROW) (JL697A C13 PDU cord) 	

Configuration Information

	HPE Aruba Networking CX 8325H 16p QSFP28 40G/100G Back-to-Front 4xFan 2xPSU 220v Switch	S4B23A#B2E
	<ul style="list-style-type: none"> • HPE 2.3m C13 to NEMA 6-15P Pwr Cord(J9936A) 	
	HPE Aruba Networking CX 8325H 16p QSFP28 40G/100G Back-to-Front 4xFan 2xPSU Switch No Loc	S4B23A#AC3
	<ul style="list-style-type: none"> • No Localized Power Cord Selected. Use J9955A to obtain a Locking Plug Power Cord (L6-20P) 	
1, 2, 3, 4, 5, 6, 7, 8, 10	HPE Aruba Networking CX 8325H 18p SFP28 25G 4p QSFP28 100G Front-to-Back 4xFan 2xPSU TAA Switch	S2T42A
	<ul style="list-style-type: none"> • Includes Non-Pluggable, Internal PSU behind sheetmetal Chassis Frame • Includes Non-Pluggable, Internal Fans behind sheetmetal Chassis Frame • must select Rack Kit, Does not include Rack Kit • Min=0 \ Max = 2 SFP/SFP+ 1/10G Transceivers • Min=0 \ Max = 18 SFP/SFP+/SFP28 1/10/25G Transceivers • Min=0 \ Max = 4 QSFP+/QSFP28 40/100G Transceivers • QSA28 Adapter Min=0 \ Max=4, ports 19-22 (rule7) • 1U - Height, Half Width 	
	HPE Aruba Networking CX 8325H 18p SFP28 25G 4p QSFP28 100G Front-to-Back 4xFan 2xPSU TAA PDU Switch	S2T42A#B2B
	<ul style="list-style-type: none"> • C13 PDU Jumper Cord (NA/MEX/TW/JP) (JL697A C13 PDU cord) 	
	HPE Aruba Networking CX 8325H 18p SFP28 25G 4p QSFP28 100G Front-to-Back 4xFan 2xPSU TAA PDU Switch	S2T42A#B2C
	<ul style="list-style-type: none"> • C13 PDU Jumper Cord (ROW) (JL697A C13 PDU cord) 	
	HPE Aruba Networking CX 8325H 18p SFP28 25G 4p QSFP28 100G Front-to-Back 4xFan 2xPSU TAA 220v Switch	S2T42A#B2E
	<ul style="list-style-type: none"> • HPE 2.3m C13 to NEMA 6-15P Pwr Cord(J9936A) 	
	HPE Aruba Networking CX 8325H 18p SFP28 25G 4p QSFP28 100G Front-to-Back 4xFan 2xPSU TAA Sw No Loc	S2T42A#AC3
	<ul style="list-style-type: none"> • No Localized Power Cord Selected. Use J9955A to obtain a Locking Plug Power Cord (L6-20P) 	
1, 2, 3, 4, 5, 6, 7, 8, 10	HPE Aruba Networking CX 8325H 18p SFP28 25G 4p QSFP28 100G Back-to-Front 4xFan 2xPSU TAA Switch	S2T46A
	<ul style="list-style-type: none"> • Includes Non-Pluggable, Internal PSU behind sheetmetal Chassis Frame • Includes Non-Pluggable, Internal Fans behind sheetmetal Chassis Frame • must select Rack Kit, Does not include Rack Kit • Min=0 \ Max = 2 SFP/SFP+ 1/10G Transceivers • Min=0 \ Max = 18 SFP/SFP+/SFP28 1/10/25G Transceivers • Min=0 \ Max = 4 QSFP+/QSFP28 40/100G Transceivers • QSA28 Adapter Min=0 \ Max=4, ports 19-22 (rule7) • 1U - Height, Half Width 	
	HPE Aruba Networking CX 8325H 18p SFP28 25G 4p QSFP28 100G Back-to-Front 4xFan 2xPSU TAA PDU Switch	S2T46A#B2B
	<ul style="list-style-type: none"> • C13 PDU Jumper Cord (NA/MEX/TW/JP) (JL697A C13 PDU cord) 	
	HPE Aruba Networking CX 8325H 18p SFP28 25G 4p QSFP28 100G Back-to-Front 4xFan 2xPSU TAA PDU Switch	S2T46A#B2C
	<ul style="list-style-type: none"> • C13 PDU Jumper Cord (ROW) (JL697A C13 PDU cord) 	
	HPE Aruba Networking CX 8325H 18p SFP28 25G 4p QSFP28 100G Back-to-Front 4xFan 2xPSU TAA 220v Switch	S2T46A#B2E
	<ul style="list-style-type: none"> • HPE 2.3m C13 to NEMA 6-15P Pwr Cord(J9936A) 	

Configuration Information

	HPE Aruba Networking CX 8325H 18p SFP28 25G 4p QSFP28 100G Back-to-Front 4xFan 2xPSU TAA Sw No Loc	S2T46A#AC3
	<ul style="list-style-type: none"> No Localized Power Cord Selected. Use J9955A to obtain a Locking Plug Power Cord (L6-20P) 	
1, 2, 3, 4, 5, 6, 7, 8, 10	HPE Aruba Networking CX 8325H 16p QSFP28 40G/100G Front-to-Back 4xFan 2xPSU TAA Switch	S2T47A
	<ul style="list-style-type: none"> Includes Non-Pluggable, Internal PSU behind sheetmetal Chassis Frame Includes Non-Pluggable, Internal Fans behind sheetmetal Chassis Frame must select Rack Kit, Does not include Rack Kit Min=0 \ Max = 2 SFP/SFP+ 1/10G Transceivers Min=0 \ Max = 16 QSFP+/QSFP28 40/100G Transceivers QSA28 Adapter Min=0 \ Max=16, ports 1-16 (rule7) 1U - Height, Half Width 	
	HPE Aruba Networking CX 8325H 16p QSFP28 40G/100G Front-to-Back 4xFan 2xPSU TAA PDU Switch	S2T47A#B2B
	<ul style="list-style-type: none"> C13 PDU Jumper Cord (NA/MEX/TW/JP) (JL697A C13 PDU cord) 	
	HPE Aruba Networking CX 8325H 16p QSFP28 40G/100G Front-to-Back 4xFan 2xPSU TAA PDU Switch	S2T47A#B2C
	<ul style="list-style-type: none"> C13 PDU Jumper Cord (ROW) (JL697A C13 PDU cord) 	
	HPE Aruba Networking CX 8325H 16p QSFP28 40G/100G Front-to-Back 4xFan 2xPSU TAA 220v Switch	S2T47A#B2E
	<ul style="list-style-type: none"> HPE 2.3m C13 to NEMA 6-15P Pwr Cord(J9936A) 	
	HPE Aruba Networking CX 8325H 16p QSFP28 40G/100G Front-to-Back 4xFan 2xPSU TAA Switch No Loc	S2T47A#AC3
	<ul style="list-style-type: none"> No Localized Power Cord Selected. Use J9955A to obtain a Locking Plug Power Cord (L6-20P) 	
1, 2, 3, 4, 5, 6, 7, 8, 10	HPE Aruba Networking CX 8325H 16p QSFP28 40G/100G Back-to-Front 4xFan 2xPSU TAA Switch	S2T48A
	<ul style="list-style-type: none"> Includes Non-Pluggable, Internal PSU behind sheetmetal Chassis Frame Includes Non-Pluggable, Internal Fans behind sheetmetal Chassis Frame must select Rack Kit, Does not include Rack Kit Min=0 \ Max = 2 SFP/SFP+ 1/10G Transceivers Min=0 \ Max = 16 QSFP+/QSFP28 40/100G Transceivers QSA28 Adapter Min=0 \ Max=16, ports 1-16 (rule7) 1U - Height, Half Width 	
	HPE Aruba Networking CX 8325H 16p QSFP28 40G/100G Back-to-Front 4xFan 2xPSU TAA PDU Switch	S2T48A#B2B
	<ul style="list-style-type: none"> C13 PDU Jumper Cord (NA/MEX/TW/JP) (JL697A C13 PDU cord) 	
	HPE Aruba Networking CX 8325H 16p QSFP28 40G/100G Back-to-Front 4xFan 2xPSU TAA PDU Switch	S2T48A#B2C
	<ul style="list-style-type: none"> C13 PDU Jumper Cord (ROW) (JL697A C13 PDU cord) 	
	HPE Aruba Networking CX 8325H 16p QSFP28 40G/100G Back-to-Front 4xFan 2xPSU TAA 220v Switch	S2T48A#B2E
	<ul style="list-style-type: none"> HPE 2.3m C13 to NEMA 6-15P Pwr Cord(J9936A) 	
	HPE Aruba Networking CX 8325H 16p QSFP28 40G/100G Back-to-Front 4xFan 2xPSU TAA Switch No Loc	S2T48A#AC3
	<ul style="list-style-type: none"> No Localized Power Cord Selected. Use J9955A to obtain a Locking Plug Power Cord (L6-20P) 	

Configuration Information

Rule #	DC Bundles Description	SKU
1, 2, 3, 4, 5, 7, 8, 9, 11	<p>HPE Aruba Networking CX 8325-48Y8C 48p 25G SFP/SFP+/SFP28 8p 100G QSFP+/QSFP28 FB 6 Fans 2 DC Bdl</p> <ul style="list-style-type: none"> Includes 2 FB Power Supplies (JL861A) with no additional open PS slots Includes 6 FB Fan Tray Bundles (JL628A) with no additional open FT Slots Must select 4 Post Rack Kit (JL483C) Min=0 \ Max= 48 SFP/SFP+/SFP28 1/10/25G Transceivers Min=0 \ Max = 8 QSFP+/QSFP28 40/100G Transceivers QSA28 Adapter Min=0 \ Max=8, ports 49-56 (rule8) 1U - Height 	JL857A
1, 2, 3, 4, 5, 7, 8, 9, 11	<p>HPE Aruba Networking CX 8325-48Y8C 48p 25G SFP/SFP+/SFP28 8p 100G QSFP+/QSFP28 BF 6 Fans 2 DC Bdl</p> <ul style="list-style-type: none"> Includes 2 BF Power Supplies (JL862A) with no additional open PS slots Includes 6 BF Fan Tray Bundles (JL629A) with no additional open FT Slots Must select 4 Post Rack Kit (JL483C) Min=0 \ Max= 48 SFP/SFP+/SFP28 1/10/25G Transceivers Min=0 \ Max = 8 QSFP+/QSFP28 40/100G Transceivers QSA28 Adapter Min=0 \ Max=8, ports 49-56 (rule8) 1U - Height 	JL858A
4, 5, 7, 8, 9, 11	<p>HPE Aruba Networking CX 8325-32C 32-port 100G QSFP+/QSFP28 Front-to-Back 6 Fans and 2 DC Bundle</p> <ul style="list-style-type: none"> Includes 2 FB Power Supplies (JL861A) with no additional open PS slots Includes 6 FB Fan Tray Bundles (JL630A) with no additional open FT Slots Must select 4 Post Rack Kit (JL483C) Min=0 \ Max = 32 QSFP+/QSFP28 40/100G Tran+F64sceivers QSA28 Adapter Min=0 \ Max=32, ports 1-32 (rule8) 1U - Height 	JL859A
4, 5, 7, 8, 9, 11	<p>HPE Aruba Networking CX 8325-32C 32-port 100G QSFP+/QSFP28 Back-to-Front 6 Fans and 2 DC Bundle</p> <ul style="list-style-type: none"> Includes 2 BF Power Supplies (JL862A) with no additional open PS slots Includes 6 BF Fan Tray Bundles (JL631A) with no additional open FT Slots Must select 4 Post Rack Kit (JL483C) Min=0 \ Max = 32 QSFP+/QSFP28 40/100G Transceivers QSA28 Adapter Min=0 \ Max=32, ports 1-32 (rule8) 1U - Height 	JL860A
4, 5, 7, 8, 9, 11	<p>HPE Aruba Networking CX 8325P 32p QSFP28 40G/100G Front-to-Back 6xFan 2xDC PSU Bundle</p> <ul style="list-style-type: none"> Includes 2 FB Power Supplies (SOG29A) with no additional open PS slots(Includes 2 DC cables) Includes 6 FB Fan Tray Bundles (JL630A) with no additional open FT Slots Includes 2-post Rack Kit Min=0 \ Max = 32 QSFP+/QSFP28 40/100G Transceivers QSA28 Adapter Min=0 \ Max=32, ports 1-32 (rule7) 1U - Height 	S4A49A
4, 5, 7, 8, 9, 11	<p>HPE Aruba Networking CX 8325P 32p QSFP28 40G/100G Back-to-Front 6xFan 2xDC PSU Bundle</p> <ul style="list-style-type: none"> Includes 2 BF Power Supplies (SOG30A) with no additional open PS slots(Includes 2 DC cables) Includes 6 BF Fan Tray Bundles (JL631A) with no additional open FT Slots Includes 2-post Rack Kit 	S4A50A

Configuration Information

	<ul style="list-style-type: none"> • Min=0 \ Max = 32 QSFP+/QSFP28 40/100G Transceivers • QSA28 Adapter Min=0 \ Max=32, ports 1-32 (rule7) • 1U - Height 	
4, 5, 7, 8, 9, 11	HPE Aruba Networking CX 8325P 32p QSFP28 40G/100G Front-to-Back 6xFan 2xDC PSU TAA Bundle	S0G07A
	<ul style="list-style-type: none"> • Includes 2 FB Power Supplies (S0G29A) with no additional open PS slots(Includes 2 DC cables) • Includes 6 FB Fan Tray Bundles (JL630A) with no additional open FT Slots • Includes 2-post Rack Kit • Min=0 \ Max = 32 QSFP+/QSFP28 40/100G Transceivers • QSA28 Adapter Min=0 \ Max=32, ports 1-32 (rule7) • 1U - Height 	
4, 5, 7, 8, 9, 11	HPE Aruba Networking CX 8325P 32p QSFP28 40G/100G Back-to-Front 6xFan 2xDC PSU TAA Bundle	S0G08A
	<ul style="list-style-type: none"> • Includes 2 BF Power Supplies (S0G30A) with no additional open PS slots(Includes 2 DC cables) • Includes 6 BF Fan Tray Bundles (JL631A) with no additional open FT Slots • Includes 2-post Rack Kit • Min=0 \ Max = 32 QSFP+/QSFP28 40/100G Transceivers • QSA28 Adapter Min=0 \ Max=32, ports 1-32 (rule7) • 1U - Height 	

Configuration Rules

Rule #	Description	SKU
1	The following Transceivers install into this Switch: (Use #OD1 quoted to switch if switch is CTO) - if applicable:	
	HPE Aruba Networking 1G SFP LC SX 500m OM2 MMF Transceiver	J4858D
	HPE Aruba Networking 1G SFP LC LX 10km SMF Transceiver	J4859D
	HPE Aruba Networking 1G SFP LC LH 70km SMF Transceiver	J4860D
	HPE Aruba Networking 1G SFP RJ45 100m Cat5e Transceiver	J8177E
2	The following Transceivers install into this Switch: (Use #OD1 quoted to switch if switch is CTO) - if applicable:	
	HPE Aruba Networking 10G SFP+ LC SR 300m OM3 MMF Transceiver	J9150D
	HPE Aruba Networking 10G SFP+ LC LR 10km SMF Transceiver	J9151E
	HPE Aruba Networking 10G SFP+ LC ER 40km SMF Transceiver	J9153D
	HPE Aruba Networking 10G SFP+ LC SR 300m MMF TAA Transceiver	JL748A
	HPE Aruba Networking 10G SFP+ LC LR 10km SMF TAA Transceiver	JL749A
	HPE Aruba Networking 10G SR SFP+ LC 400m OM4 MMF C-Class Transceiver	S2P30A
	HPE Aruba Networking 10G LR SFP+ LC 10km SMF C-Class Transceiver	S2P31A
	HPE Aruba Networking 10G ER SFP+ LC 40km SMF C-Class Transceiver	S2P32A
	HPE Aruba Networking 10G SFP+ to SFP+ 1m Direct Attach Copper Cable	J9281D
	HPE Aruba Networking 10G SFP+ to SFP+ 3m Direct Attach Copper Cable	J9283D
	HPE BladeSystem c-Class 10GbE SFP+ to SFP+ 3m Direct Attach Copper Cable	487655-B21
	HPE BladeSystem c-Class 10GbE SFP+ to SFP+ 5m Direct Attach Copper Cable	537963-B21
3	The following Transceivers install into this Switch: (Use #OD1 or #B01 quoted to switch if switch is CTO) - if applicable:	
	HPE Aruba Networking 25G ER LC 40km SMF Transceiver	SOV69A
	HPE Aruba Networking 25G BiDi 10km-Downstream 1330/1270 Transceiver	S1C96A
	HPE Aruba Networking 25G BiDi 10km-Upstream 1270/1330 Transceiver	S1C98A
	HPE Aruba Networking 25G BiDi 40km-Downstream 1314/1289 Transceiver	SOV70A
	HPE Aruba Networking 25G BiDi 40km-Upstream 1289/1314 Transceiver	SOV71A
	HPE Aruba Networking 25G SFP28 LC SR 100m MMF Transceiver	JL484A
	HPE Aruba Networking 25G SFP28 LC eSR 400m MMF Transceiver	JL485A
	HPE Aruba Networking 25G SFP28 LC LR 10km SMF Transceiver	JL486A

Configuration Information

HPE Aruba Networking 25G SR SFP28 LC 100m MMF C-Class Transceiver	S2P33A
HPE Aruba Networking 25G LR SFP28 LC 10km SMF C-Class Transceiver	S2P34A
HPE Aruba Networking 25G SFP28 to SFP28 0.65m Direct Attach Cable	JL487A
HPE Aruba Networking 25G SFP28 to SFP28 3m Direct Attach Copper Cable	JL488A
HPE Aruba Networking 25G SFP28 to SFP28 5m Direct Attach Copper Cable	JL489A
HPE Aruba Networking 25G SFP28 to SFP28 3m Active Optical Cable	ROM44A
HPE Aruba Networking 25G SFP28 to SFP28 7m Active Optical Cable	ROM45A
HPE Aruba Networking 25G SFP28 to SFP28 15m Active Optical Cable	ROZ21A
HPE 25Gb SFP28 to SFP28 3m Direct Attach Copper Cable	844477-B21
HPE 25Gb SFP28 to SFP28 5m Direct Attach Copper Cable	844480-B21

4 **The following Transceivers install into this Switch: (Use #OD1 or #B01 quoted to switch if switch is CTO) - if applicable:**

HPE Aruba Networking 40G QSFP+ LC ER4 40km SMF Transceiver	Q9G82A
HPE Networking X142 40G QSFP+ MPO SR4 Transceiver	JH231A
HPE Networking X142 40G QSFP+ LC LR4 SM Transceiver	JH232A
HPE Networking X142 40G QSFP+ MPO eSR4 300M Transceiver	JH233A
HPE Aruba Networking 40G QSFP+ LC Bidirectional 150m MMF 2-strand Transceiver	JL308A
HPE Networking X242 40G QSFP+ to QSFP+ 1m Direct Attach Copper Cable	JH234A
HPE Networking X242 40G QSFP+ to QSFP+ 3m Direct Attach Copper Cable	JH235A
HPE Networking X242 40G QSFP+ to QSFP+ 5m Direct Attach Copper Cable	JH236A
HPE Aruba Networking 40G QSFP+ to QSFP+ 7m Active Optical Cable	ROZ22A
HPE Aruba Networking 40G QSFP+ to QSFP+ 15m Active Optical Cable	ROZ23A
HPE Aruba Networking 40G QSFP+ to QSFP+ 30m Active Optical Cable	ROZ24A
HPE BladeSystem c-Class 40G QSFP+ to 4x10G SFP+ 3m Direct Attach Copper Splitter Cable	721064-B21

5 **The following Transceivers install into this Switch: (Use #OD1 or #B01 quoted to switch if switch is CTO) - if applicable:**

HPE Aruba Networking 100G DR QSFP28 LC 500m SMF Transceiver	S3N88A
HPE Aruba Networking 100G LR QSFP28 LC 10km SMF Transceiver	S3N89A
HPE Aruba Networking 100G SR2 MPO QSFP28 100m MMF Transceiver	S1C93A
HPE Aruba Networking 100G QSFP28 LC ER4L 40km SMF Transceiver	JL743A
HPE Aruba Networking 100G QSFP28 MPO SR4 100m 12-fiber MPO OM3 MMF Transceiver	JL309A
HPE Aruba Networking 100G QSFP28 LC LR4 10km SMF 2-strand Transceiver	JL310A
HPE Aruba Networking 100G QSFP28 LC CWDM4 2km SMF Transceiver	ROZ30A
HPE Aruba Networking 200G DD-2xQSFP28 100G 15m Active Optic Cable	R9B62A
HPE 100Gb QSFP28 Bidirectional Transceiver	845972-B21
HPE Aruba Networking 100G QSFP28 to QSFP28 1m Direct Attach Copper Cable	ROZ25A
HPE Aruba Networking 100G QSFP28 to QSFP28 3m Direct Attach Copper Cable	JL307A
HPE Aruba Networking 100G QSFP28 to QSFP28 5m Direct Attach Copper Cable	ROZ26A
HPE 100Gb QSFP28 to 4x25Gb SFP28 3m Direct Attach Copper Cable	845416-B21
HPE Aruba Networking 100G QSFP28 to QSFP28 2m Active Optical Cable	JL856A
HPE Aruba Networking 100G QSFP28 to QSFP28 7m Active Optical Cable	ROZ27A
HPE Aruba Networking 100G QSFP28 to QSFP28 15m Active Optical Cable	ROZ28A
HPE Aruba Networking 100G QSFP28 to QSFP28 30m Active Optical Cable	ROZ29A
HPE QSFP28 to 4x25Gb SFP28 7m Active Optical Cable	845420-B21
HPE QSFP28 to 4x25Gb SFP28 15m Active Optical Cable	845424-B21
HPE QSFP28 to SFP28 Adapter	845970-B21

- 6
- OCA Only: Required Custom Choice (Min1/Max1)
 - Switch/Router/Power Supply to PDU Power Cord - B2B in North America, Mexico, Taiwan, and Japan or B2C ROW. (OCA Default B2B or B2C for Rack Level CTO)
 - Switch/Router/Power Supply to Wall Power Cord - Localized Option (OCA Default for BTO)
 - High Volt Switch/Router/Power Supply to Wall Power Cord - B2E Option. (Offered only in North America, Mexico, Taiwan, and Japan)
 - No Power Cord - AC3 Option

7 **If the CTO Switch Chassis needs to be racked, Then the CTO Base Model needs to integrate (with #OD1) to the HPE Network Rack.**



Configuration Information

- 8 If qty1 of the following QSA28 Adapter(845970-B21) is selected, then increase max SFP28 Port qty by 1 and allow user selection of the following SFP Transceivers. Refer to qty and port restrictions for individual Switch in the "Additional Info" sections: (Use #0D1 for this XCVR Adapter since switch is factory racked)
- | | |
|--|--------|
| HPE Aruba Networking 10G SFP+ LC SR 300m OM3 MMF Transceiver | J9150D |
| HPE Aruba Networking 10G SFP+ LC LR 10km SMF Transceiver | J9151E |
| HPE Aruba Networking 10G SFP+ LC ER 40km SMF Transceiver | J9153D |
| HPE Aruba Networking 10G SFP+ LC SR 300m MMF TAA Transceiver | JL748A |
| HPE Aruba Networking 10G SFP+ LC LR 10km SMF TAA Transceiver | JL749A |
| HPE Aruba Networking 10G SR SFP+ LC 400m OM4 MMF C-Class Transceiver | S2P30A |
| HPE Aruba Networking 10G LR SFP+ LC 10km SMF C-Class Transceiver | S2P31A |
| HPE Aruba Networking 10G ER SFP+ LC 40km SMF C-Class Transceiver | S2P32A |
| HPE Aruba Networking 25G SR SFP28 LC 100m MMF C-Class Transceiver | S2P33A |
| HPE Aruba Networking 25G LR SFP28 LC 10km SMF C-Class Transceiver | S2P34A |
| HPE Aruba Networking 25G SFP28 LC SR 100m MMF Transceiver | JL484A |
| HPE Aruba Networking 25G SFP28 LC eSR 400m MMF Transceiver | JL485A |
| HPE Aruba Networking 25G SFP28 LC LR 10km SMF Transceiver | JL486A |
| HPE Aruba Networking 25G ER LC 40km SMF Transceiver | SOV69A |
| HPE Aruba Networking 25G BiDi 10km-Downstream 1330/1270 Transceiver | S1C96A |
| HPE Aruba Networking 25G BiDi 10km-Upstream 1270/1330 Transceiver | S1C98A |
| HPE Aruba Networking 25G BiDi 40km-Downstream 1314/1289 Transceiver | SOV70A |
| HPE Aruba Networking 25G BiDi 40km-Upstream 1289/1314 Transceiver | SOV71A |
- 9 The following AOCs install into this Switch: (Use 0D1 or B01 quoted to switch if switch is CTO) - if applicable:
- | | |
|---|--------|
| HPE Aruba Networking 200G DD-2xQSFP28 100G 3m Active Optic Cable | R9B60A |
| HPE Aruba Networking 200G DD-2xQSFP28 100G 7m Active Optic Cable | R9B58A |
| HPE Aruba Networking 200G DD-2xQSFP28 100G 15m Active Optic Cable | R9B62A |
| HPE Aruba Networking 200G DD-2xQSFP28 100G 30m Active Optic Cable | R9B61A |
| HPE Aruba Networking 200G DD-2xQSFP28 100G 50m Active Optic Cable | R9B59A |
- 10 Unbuildable/FAN required, generates CFGU: If order is quoted for India and contains "#B2C" Option, then Display the following:
- For BTO shipments to India:
Please replace <Base Model>#B2C option with <Base Model>#AC3 in the Bill of Materials and add the appropriate INDIA PDU Power Cord below via Ad-Hoc:
- | | |
|---|--------|
| HPE Networking 2.0m C13 to C14 PDU India Power Cord | JL671A |
| HPE Networking 2.5m C15 to C14 PDU India Power Cord | JL672A |
| HPE Networking 2.5m C19 to C20 PDU India Power Cord | JL673A |
- For Factory Integration of Power Cord, please add "#0D1" to the Power Cord Sku suffix. (Ex. JL671A#0D1)
- 11 The following Transceivers install into this Switch: (Use #0D1 for XCVRs or #B01 for Cables since switch is factory racked):
- | | |
|--|--------|
| HPE Aruba Networking 100G SR1.2 QSFP28 LC 100m MMF Transceiver | S4B44A |
|--|--------|
- Notes:** Locking Power Cord (J9955A) L6-20P is available through the OCA Accessories tab

Transceivers

Rule #	Description	SKU
	SFP Transceivers	
	HPE Aruba Networking 1G SFP LC SX 500m OM2 MMF Transceiver	J4858D
	HPE Aruba Networking 1G SFP LC LX 10km SMF Transceiver	J4859D
	HPE Aruba Networking 1G SFP LC LH 70km SMF Transceiver	J4860D
1	HPE Aruba Networking 1G SFP RJ45 100m Cat5e Transceiver	J8177E

Configuration Information

	HPE Aruba Networking 1G SFP LC SX 500m MMF TAA Transceiver	JL745A
	HPE Aruba Networking 1G SFP LC LX 10km SMF TAA Transceiver	JL746A
1	HPE Aruba Networking 1G SFP RJ45 100m Cat5e TAA Transceiver	JL747B

Configuration Rules

Rule #	Description	SKU
1	<ul style="list-style-type: none"> min 0 // max 32 of this RJ45 XCVR can be installed into the following Switches: JL624A, JL625A, JL857A, JL858A Max of 32 RJ45 XCVRs in either the JL624A/JL625A/JL857A/JL858A and can be installed into ports 1-48 excluding 3rd row of ports. 	

SFP+ Transceivers

	HPE Aruba Networking 10GBASE-T SFP+ RJ45 30m Cat6A Transceiver	JL563C
	HPE Aruba Networking 10G SFP+ LC SR 300m OM3 MMF Transceiver	J9150D
	HPE Aruba Networking 10G SFP+ LC LR 10km SMF Transceiver	J9151E
	HPE Aruba Networking 10G SFP+ LC ER 40km SMF Transceiver	J9153D
Rule #	Description	SKU
	HPE Aruba Networking 10G SFP+ LC SR 300m MMF TAA Transceiver	JL748A
	HPE Aruba Networking 10G SFP+ LC LR 10km SMF TAA Transceiver	JL749A
	HPE Aruba Networking 10G SR SFP+ LC 400m OM4 MMF C-Class Transceiver	S2P30A
	HPE Aruba Networking 10G LR SFP+ LC 10km SMF C-Class Transceiver	S2P31A
	HPE Aruba Networking 10G ER SFP+ LC 40km SMF C-Class Transceiver	S2P32A
	HPE Aruba Networking 10G SFP+ to SFP+ 1m Direct Attach Copper Cable	J9281D
	HPE Aruba Networking 10G SFP+ to SFP+ 3m Direct Attach Copper Cable	J9283D
	HPE BladeSystem c-Class 10GbE SFP+ to SFP+ 3m Direct Attach Copper Cable	487655-B21
	HPE BladeSystem c-Class 10GbE SFP+ to SFP+ 5m Direct Attach Copper Cable	537963-B21

SFP28 Transceivers

- Notes:**
- The 48 x SFP28 Ports function in port groups of 12 ports. Each port group must operate at the same speed (ie. Group 1 = qty12 of 1G or 10G or 25G transceivers).
 - Group 1 = ports 1-12
 - Group 2 = ports 13-24
 - Group 3 = ports 25-36
 - Group 4 = ports 37-48

	HPE Aruba Networking 25G ER LC 40km SMF Transceiver	SOV69A
	HPE Aruba Networking 25G BiDi 10km-Downstream 1330/1270 Transceiver	S1C96A
	HPE Aruba Networking 25G BiDi 10km-Upstream 1270/1330 Transceiver	S1C98A
	HPE Aruba Networking 25G BiDi 40km-Downstream 1314/1289 Transceiver	SOV70A
	HPE Aruba Networking 25G BiDi 40km-Upstream 1289/1314 Transceiver	SOV71A
	HPE Aruba Networking 25G SFP28 LC SR 100m MMF Transceiver	JL484A
	HPE Aruba Networking 25G SFP28 LC eSR 400m MMF Transceiver	JL485A
	HPE Aruba Networking 25G SFP28 LC LR 10km SMF Transceiver	JL486A
	HPE Aruba Networking 25G SR SFP28 LC 100m MMF C-Class Transceiver	S2P33A
	HPE Aruba Networking 25G LR SFP28 LC 10km SMF C-Class Transceiver	S2P34A
	HPE Aruba Networking 25G SFP28 to SFP28 0.65m Direct Attach Cable	JL487A
	HPE Aruba Networking 25G SFP28 to SFP28 3m Direct Attach Copper Cable	JL488A
	HPE Aruba Networking 25G SFP28 to SFP28 5m Direct Attach Copper Cable	JL489A
	HPE Aruba Networking 25G SFP28 to SFP28 3m Active Optical Cable	ROM44A
	HPE Aruba Networking 25G SFP28 to SFP28 7m Active Optical Cable	ROM45A
	HPE Aruba Networking 25G SFP28 to SFP28 15m Active Optical Cable	ROZ21A
	HPE 25Gb SFP28 to SFP28 3m Direct Attach Copper Cable	844477-B21
	HPE 25Gb SFP28 to SFP28 5m Direct Attach Copper Cable	844480-B21

QSFP+ Transceivers

	HPE Aruba Networking 40G QSFP+ LC ER4 40km SMF Transceiver	Q9G82A
	HPE Networking X142 40G QSFP+ MPO SR4 Transceiver	JH231A
	HPE Networking X142 40G QSFP+ LC LR4 SM Transceiver	JH232A
	HPE Networking X142 40G QSFP+ MPO eSR4 300M Transceiver	JH233A

Configuration Information

HPE Aruba Networking 40G QSFP+ LC Bidirectional 150m MMF 2-strand Transceiver	JL308A
HPE Networking X242 40G QSFP+ to QSFP+ 1m Direct Attach Copper Cable	JH234A
HPE Networking X242 40G QSFP+ to QSFP+ 3m Direct Attach Copper Cable	JH235A
HPE Networking X242 40G QSFP+ to QSFP+ 5m Direct Attach Copper Cable	JH236A
HPE Aruba Networking 40G QSFP+ to QSFP+ 7m Active Optical Cable	ROZ22A
HPE Aruba Networking 40G QSFP+ to QSFP+ 15m Active Optical Cable	ROZ23A
HPE Aruba Networking 40G QSFP+ to QSFP+ 30m Active Optical Cable	ROZ24A
HPE BladeSystem c-Class 40G QSFP+ to 4x10G SFP+ 3m Direct Attach Copper Splitter Cable	721064-B21

QSFP28 Transceivers

HPE Aruba Networking 100G SR1.2 QSFP28 LC 100m MMF Transceiver	S4B44A
HPE Aruba Networking 100G DR QSFP28 LC 500m SMF Transceiver	S3N88A
HPE Aruba Networking 100G LR QSFP28 LC 10km SMF Transceiver	S3N89A
HPE Aruba Networking 100G SR2 MPO QSFP28 100m MMF Transceiver	S1C93A
* HPE Aruba Networking 100G QSFP28 LC ER4L 40km SMF Transceiver	JL743A
HPE Aruba Networking 100G QSFP28 MPO SR4 100m 12-fiber MPO OM3 MMF Transceiver	JL309A
HPE Aruba Networking 100G QSFP28 LC LR4 10km SMF 2-strand Transceiver	JL310A
HPE Aruba Networking 100G QSFP28 LC CWDM4 2km SMF Transceiver	ROZ30A
HPE Aruba Networking 100G QSFP28 LC FR1 SMF 2km Transceiver	R9B63A
HPE 100Gb QSFP28 Bidirectional Transceiver	845972-B21
HPE Aruba Networking 100G QSFP28 to QSFP28 3m Direct Attach Copper Cable	JL307A
HPE Aruba Networking 100G QSFP28 to QSFP28 1m Direct Attach Copper Cable	ROZ25A
HPE Aruba Networking 100G QSFP28 to QSFP28 5m Direct Attach Copper Cable	ROZ26A
HPE 100Gb QSFP28 to 4x25Gb SFP28 3m Direct Attach Copper Cable	845416-B21
HPE Aruba Networking 100G QSFP28 to QSFP28 2m Active Optical Cable	JL856A
HPE Aruba Networking 100G QSFP28 to QSFP28 7m Active Optical Cable	ROZ27A
HPE Aruba Networking 100G QSFP28 to QSFP28 15m Active Optical Cable	ROZ28A
HPE Aruba Networking 100G QSFP28 to QSFP28 30m Active Optical Cable	ROZ29A
HPE QSFP28 to 4x25Gb SFP28 7m Active Optical Cable	845420-B21
HPE QSFP28 to 4x25Gb SFP28 15m Active Optical Cable	845424-B21
** HPE Aruba Networking 200G DD-2xQSFP28 100G 3m Active Optic Cable	R9B60A
** HPE Aruba Networking 200G DD-2xQSFP28 100G 7m Active Optic Cable	R9B58A
** HPE Aruba Networking 200G DD-2xQSFP28 100G 15m Active Optic Cable	R9B62A
** HPE Aruba Networking 200G DD-2xQSFP28 100G 30m Active Optic Cable	R9B61A
** HPE Aruba Networking 200G DD-2xQSFP28 100G 50m Active Optic Cable	R9B59A

Notes:

- *Min 0 // max 4 XCVRs (JL743A) can be installed into the following Switches: JL624A, JL625A, JL626A, JL627A, JL857A, JL858A, JL859A, JL860A.
- *JL743A Max of 4 in either the JL624A/JL625A/JL857A/JL858A and only allowed in ports 49, 51, 53, 55.
- *JL743A Max of 4 in either the JL626A/JL627A/JL859A/JL860A and only allowed in ports 29-32.
- **Only the QSFP28 end of the AOC to the 8325 Switch is supported

QSA28 Adapter

HPE QSFP28 to SFP28 Adapter	845970-B21
-----------------------------	------------

Notes:

If selecting the 845970-B21 - QSFP28 to SFP28 Adapter, then see [HPE Aruba Networking Transceiver Guide](#) for details.

Switch Options

Rack Mount Kits

For 8325 System (std 0 // max 1) User Selection (min 1 // max 1) per enclosure
 For 8325P System (std 0 // max 1) User Selection (min 0 // max 1) per enclosure
 For 8325H System (std 0 // max 2) User Selection (min 0 // max 2) per enclosure

2	HPE Aruba Networking X472 2-post Rack Kit	JL482C
1, 2	HPE Aruba Networking X474 4-post Rack Kit	JL483C
	<ul style="list-style-type: none"> • Default qty 1for 8325 	

Configuration Information

1, 3	HPE Aruba Networking X414 1U Universal 4-post Rack Mount Kit <ul style="list-style-type: none"> Default qty 1 for 8325P Default qty 1 for 8325H 4-post rack mount kit (S2T43A) 	J9583B
4, 6	HPE Aruba Networking 8325H 2-post Rack Mount Kit <ul style="list-style-type: none"> For 8325H, MK Includes shelf and arms 	S2T44A
1, 4, 5, 6	HPE Aruba Networking 8325H 4-post Rack Mount Kit <ul style="list-style-type: none"> For 8325H, must also select J9583B Rail Kit to mount to Rack 	S2T43A

Configuration Rules

Rule #	Description	SKU
1	If the switch will be factory racked into an HPE Universal Rack, then (Min 1) of the 4 Post Rack Mount kit is required.	
2	Compatible with 8325 only: JL624A, JL625A, JL626A, JL627A, JL857A, JL858A, JL859A, JL860A.	
3	Compatible with 8325P only: S4A51A, S4A52A, S0G09A, S0G10A, S4A49A, S4A50A, S0G07A, S0G08A	
4	Compatible with 8325H only: S2T42A, S2T46A, S2T47A, S2T48A, S4B20A, S4B21A, S4B22A, S4B23A	
5	If selecting this 4-post rack kit, then add qty 1 of J9583B to order	
6	Each Rack Kit can hold two switches. The quantity should = the number of Switches divided by 2, rounding up (ceil).	

- Notes:**
- For 8325: Switch Bundle doesn't include 2-post Rack Kit
 - For 8325P: Switch Bundle includes 2-post Rack Kit
 - For 8325H: Switch does not include Rack Kit. Must select 2 or 4 post Rack Kit
 - If ordering 8325H Rack Kit S2T43A, then J9583B is also required when integrating into a Rack

India PDU Cable

For AC Switches System (std 0 // max 2) User Selection (min 0 // max 2) per enclosure

HPE Networking 2.0m C13 to C14 PDU India Power Cord

JL671A

- Notes:**
- This Power Cord is only available when the #AC3 option is selected for the supported power supply and intended for India.
 - C13 India PDU Cable for Factory Racked Systems Only

Accessories

Rule #	Description	SKU
	Blank Panel	
	For 8325H System (std 0 // max 1) User Selection (min 0 // max 1) per enclosure	
1	HPE Aruba Networking 8325H Rack Mount Blank Panel	S5D79A
Notes:	Can only be selected when either of the following 8325H 2 or 4-Post Rack Kits are selected: S2T43A, S2T44A.	
	USB Console Cables	
	System (std 0 // max 99) User selection (min 0 // max99) per enclosure	
	HPE Aruba Networking USBA-RJ45 PIN3TX-6RX 2.5m Cable	R8Z87A
	HPE Aruba Networking USBA-RJ45 PC-to-Switch PIN6TX-3RX 2.5m Cable	R9G48B
	HPE Aruba Networking USB-A reversible to USB-C PC-to-Switch 3m Cable	R9J32A
	HPE Aruba Networking USB-C to USB-C PC-to-Switch 3m Cable	R9J33A
Notes:	This cable is only compatible with the following Switches: JL624A, JL625A, JL626A, JL627A, JL857A, JL858A, JL859A, JL860A, S2T42A, S2T46A, S2T47A, S2T48A, S4B20A, S4B21A, S4B22A, S4B23A.	

Configuration Information

Spare Items

System (std 0 // max 99) User Selection (min 0 // max 99) per enclosure

HPE Aruba Networking CX 8325-48Y8C 48-port 25G SFP/SFP+/SFP28 and 8-port 100G QSFP+/QSFP28 Switch JL635A

- This is a Spare only
- Must be used with 2 Power Units (JL632A, JL633A, JL861A, JL862A)
- Must be used with 6 Fan Tray (JL628A, JL629A)
- 2 Post Rack Kit not included, must use 4 Post Rack Mount Kit (JL483C) with HPE Racks
- 1U - Height

HPE Aruba Networking CX 8325-32C 32-port 100G QSFP+/QSFP28 Switch JL636A

- This is a Spare only
- Must be used with 2 Power Units (JL632A, JL633A, JL861A, JL862A)
- Must be used with 6 Fan Tray (JL630A, JL631A)
- 2 Post Rack Kit not included, must use 4 Post Rack Mount Kit (JL483C) with HPE Racks
- 1U - Height

HPE Aruba Networking CX 8325P 32p QSFP28 40G/100G Switch S4A48A

- This is a Spare only
- Must be used with 2 Power Units (S0G27A, S0G28A, S0G29A, S0G30A)
- Must be used with 6 Fan Tray (JL630A, JL631A)
- 2 Post Rack Kit not included, must use 4 Post Rack Mount Kit(J9583B) with HPE Racks
- 1U - Height

HPE Aruba Networking CX 8325P 32p QSFP28 40G/100G TAA Switch S0G12A

- This is a Spare only
- Must be used with 2 Power Units (S0G27A, S0G28A, S0G29A, S0G30A)
- Must be used with 6 Fan Tray (JL630A, JL631A)
- 2 Post Rack Kit not included, must use 4 Post Rack Mount Kit(J9583B) with HPE Racks
- 1U - Height

1 HPE Aruba Networking 8325 650W 100-240VAC Front-to-Back Power Supply JL632A

- includes 1 x c13, 650w

HPE Aruba Networking 8325 650W 100-240VAC Front-to-Back Power Supply PDU JL632A#B2B

- C13 PDU Jumper Cord (NA/MEX/TW/JP) (JL697A C13 PDU cord)

HPE Aruba Networking 8325 650W 100-240VAC Front-to-Back Power Supply PDU JL632A#B2C

- C13 PDU Jumper Cord (ROW) (JL697A C13 PDU cord)

HPE Aruba Networking 8325 650W 100-240VAC Front-to-Back Power Supply 220v JL632A#B2E

- HPE 2.3M C13 to NEMA L6-20P Power Cord(J9936A)

HPE Aruba Networking 8325 650W 100-240VAC Front-to-Back Power Supply NoLoc JL632A#AC3

- No Localized Power Cord Selected. Use J9955A to obtain a Locking Plug Power Cord (L6-20P)

1 HPE Aruba Networking 8325 650W 100-240VAC Back-to-Front Power Supply JL633A

- includes 1 x c13, 650w

HPE Aruba Networking 8325 650W 100-240VAC Back-to-Front Power Supply PDU JL633A#B2B

- C13 PDU Jumper Cord (NA/MEX/TW/JP) (JL697A C13 PDU cord)

HPE Aruba Networking 8325 650W 100-240VAC Back-to-Front Power Supply PDU JL633A#B2C

- C13 PDU Jumper Cord (ROW) (JL697A C13 PDU cord)

HPE Aruba Networking 8325 650W 100-240VAC Back-to-Front Power Supply 220v JL633A#B2E

- HPE 2.3M C13 to NEMA L6-20P Power Cord(J9936A)

HPE Aruba Networking 8325 650W 100-240VAC Back-to-Front Power Supply NoLoc JL633A#AC3

- No Localized Power Cord Selected. Use J9955A to obtain a Locking Plug Power Cord (L6-20P)

HPE Aruba Networking 8325 850W 48VDC Front-to-Back Power Supply JL861A

- includes 1 DC cable

Configuration Information

HPE Aruba Networking 8325 850W 48VDC Back-to-Front Power Supply	JL862A
<ul style="list-style-type: none"> includes 1 DC cable 	
HPE Aruba Networking X3B1 650W 100-240VAC Front-to-Back Power Supply	S0G27A
<ul style="list-style-type: none"> includes 1 x c13, 650w 	
HPE Aruba Networking X3B1 650W 100-240VAC Front-to-Back PDU Power Supply	S0G27A#B2B
<ul style="list-style-type: none"> C13 PDU Jumper Cord (NA/MEX/TW/JP) (JL697A C13 PDU cord) 	
HPE Aruba Networking X3B1 650W 100-240VAC Front-to-Back Power Supply Unit	S0G27A#B2C
<ul style="list-style-type: none"> C13 PDU Jumper Cord (ROW) (JL697A C13 PDU cord) 	
HPE Aruba Networking X3B1 650W 100-240VAC Front-to-Back 220v Power Supply	S0G27A#B2E
<ul style="list-style-type: none"> HPE 2.3m C13 to NEMA 6-15P Pwr Cord(J9936A) 	
HPE Aruba Networking X3B1 650W 100-240VAC Front-to-Back Power Supply No Loc	S0G27A#AC3
<ul style="list-style-type: none"> No Localized Power Cord Selected. Use J9955A to obtain a Locking Plug Power Cord (L6-20P) 	
HPE Aruba Networking X3B1 650W 100-240VAC Back-to-Front Power Supply	S0G28A
<ul style="list-style-type: none"> includes 1 x c13, 650w 	
HPE Aruba Networking X3B1 650W 100-240VAC Back-to-Front PDU Power Supply	S0G28A#B2B
<ul style="list-style-type: none"> C13 PDU Jumper Cord (NA/MEX/TW/JP) (JL697A C13 PDU cord) 	
HPE Aruba Networking X3B1 650W 100-240VAC Back-to-Front Power Supply Unit	S0G28A#B2C
<ul style="list-style-type: none"> C13 PDU Jumper Cord (ROW) (JL697A C13 PDU cord) 	
HPE Aruba Networking X3B1 650W 100-240VAC Back-to-Front 220v Power Supply	S0G28A#B2E
<ul style="list-style-type: none"> HPE 2.3m C13 to NEMA 6-15P Pwr Cord(J9936A) 	
HPE Aruba Networking X3B1 650W 100-240VAC Back-to-Front Power Supply No Loc	S0G28A#AC3
<ul style="list-style-type: none"> No Localized Power Cord Selected. Use J9955A to obtain a Locking Plug Power Cord (L6-20P) 	
HPE Aruba Networking X3B1 48VDC 850W Front-to-Back Power Supply Unit	S0G29A
<ul style="list-style-type: none"> includes 1 DC cable 	
HPE Aruba Networking X3B1 48VDC 850W Back-to-Front Power Supply Unit	S0G30A
<ul style="list-style-type: none"> includes 1 DC cable 	
HPE Aruba Networking 8325-48Y8C Front-to-Back Fan	JL628A
HPE Aruba Networking 8325-48Y8C Back-to-Front Fan	JL629A
HPE Aruba Networking 8325-32C Front-to-Back Fan	JL630A
HPE Aruba Networking 8325-32C Back-to-Front Fan	JL631A
HPE Aruba Networking X472 2-post Rack Kit	JL482C
HPE Aruba Networking X474 4-post Rack Kit	JL483C
HPE Aruba Networking X414 1U Universal 4-post Rack Mount Kit	J9583B
HPE Aruba Networking 8325H 4-post Rack Mount Kit	S2T43A
HPE Aruba Networking 8325H 2-post Rack Mount Kit	S2T44A
HPE Aruba Networking 8325H Rack Mount Blank Panel	S5D79A
HPE Aruba Networking X2C2 RJ45 to DB9 Console Cable	JL448A
HPE Aruba Networking CX Switch Bluetooth Adapter	S1H23A

Configuration Rules

Rule#

1 Localization required on orders without #B2B, #B2C, #B2E or #AC3 options.

Notes:

- Drop down under power supply should offer the following options and results:
- Switch/Router to PDU Power Cord - #B2B in NA, Mexico, Taiwan, and Japan or #B2C ROW. (Watson Default B2B or B2C for Rack Level CTO)
- Switch/Router/Power Supply to Wall Power Cord - Localized Option (Watson Default for BTO and Box Level CTO)
- High Volt Switch/Router/Power Supply to Wall Power Cord - #B2E Option. (Offered only in North America, Mexico, Taiwan, and Japan)
- No Localized Power Cord Selected - #AC3 Option
- Locking Power Cord (J9955A) L6-20P is available in the Accessories tab
- 2 Power Supply is included with the Switch Bundle

Configuration Information

Software

Remarks	Description	SKU
	NetEdit	
	NetEdit / Single Node Subscription	
	HPE Aruba Networking NetEdit Single Node 1yr Subscription E-STU	JL639AAE
	HPE Aruba Networking NetEdit Single Node 3yr Subscription E-STU	JL640AAE
	Fabric Composer	
	HPE Aruba Networking Fabric Composer Device Management Service Tier 4 Switch 1y Subscription E-STU	R7G99AAE
	HPE Aruba Networking Fabric Composer Device Management Service Tier 4 Switch 3y Subscription E-STU	R7H00AAE
	HPE Aruba Networking Fabric Composer Device Management Service Tier 4 Switch 5y Subscription E-STU	R7H01AAE
	HPE Aruba Networking Central	
	Cloud Services / 8XXX Switch Foundation Subscriptions	
2	HPE Aruba Networking Central Switch Class5 Foundation 1-year Subscription E-STU	R3K03AAE
2	HPE Aruba Networking Central Switch Class5 Foundation 3-year Subscription E-STU	R3K04AAE
2	HPE Aruba Networking Central Switch Class5 Foundation 5-year Subscription E-STU	R3K05AAE
2	HPE Aruba Networking Central Switch Class5 Foundation 7-year Subscription E-STU	R3K06AAE
2	HPE Aruba Networking Central Switch Class5 Foundation 10-year Subscription E-STU	R3K07AAE
	On-Prem Services / 8XXX Switch Foundation Subscriptions	
3	HPE Aruba Networking Central on Prem Switch Class-5 Foundation 1 year Subscription E-STU	R6U88AAE
3	HPE Aruba Networking Central on Prem Switch Class-5 Foundation 3 year Subscription E-STU	R6U89AAE
3	HPE Aruba Networking Central on Prem Switch Class-5 Foundation 5 year Subscription E-STU	R6U90AAE
3	HPE Aruba Networking Central on Prem Switch Class-5 Foundation 7 year Subscription E-STU	R6U91AAE
3	HPE Aruba Networking Central on Prem Switch Class-5 Foundation 10 year Subscription E-STU	R6U92AAE
	On-Prem Services / 8XXX/9XXX/10XXX Switch Advanced Subscriptions	
3	HPE Aruba Networking Central On-Premises Switch Class5 Advanced 1-year Subscription E-STU	R6V08AAE
3	HPE Aruba Networking Central On-Premises Switch Class5 Advanced 3-year Subscription E-STU	R6V09AAE
3	HPE Aruba Networking Central On-Premises Switch Class5 Advanced 5-year Subscription E-STU	R6V10AAE
3	HPE Aruba Networking Central On-Premises Switch Class5 Advanced 7-year Subscription E-STU	R6V11AAE
3	HPE Aruba Networking Central On-Premises Switch Class5 Advanced 10-year Subscription E-STU	R6V12AAE
	Configuration Rules	
Rules #	Description	SKU
2	Add the Central Cloud Skus to the HPE Aruba Networking Catalog as Standalone: HPE Aruba Networking > Network Management > Central > Cloud Services	
3	Add the Central On-Prem Skus to the HPE Aruba Networking Catalog as Standalone: HPE Aruba Networking > Network Management > Central > On-Prem Services	
6	Add the Central FedRAMP Service Skus to the HPE Aruba Networking Catalog as Standalone: HPE Aruba Networking > Network Management > Central > FedRAMP	
	HPE Aruba Networking OS-CX Software	
	CX Advanced Software Licenses	
	HPE Aruba Networking CX Software 8/9xxx Switch Advanced 1-year Subscription E-STU	SOT87AAE
	HPE Aruba Networking CX Software 8/9xxx Switch Advanced 3-year Subscription E-STU	SOT88AAE
	HPE Aruba Networking CX Software 8/9xxx Switch Advanced 5-year Subscription E-STU	SOT89AAE
	HPE Aruba Networking CX Software 8/9xxx Switch Advanced 7-year Subscription E-STU	SOT90AAE
	HPE Aruba Networking CX Software 8/9xxx Switch Advanced 10-year Subscription E-STU	SOT86AAE

Configuration Information

As-a-Service

HPE Aruba Networking Central

Cloud Services / 8XXX Switch Foundation Subscriptions

2	HPE Aruba Networking Central Switch Class-5 Foundation 1 year Subscription SaaS	R3K03AAS
2	HPE Aruba Networking Central Switch Class-5 Foundation 3 year Subscription SaaS	R3K04AAS
2	HPE Aruba Networking Central Switch Class-5 Foundation 5 year Subscription SaaS	R3K05AAS
2	HPE Aruba Networking Central Switch Class-5 Foundation 7 year Subscription SaaS	R3K06AAS
2	HPE Aruba Networking Central Switch Class-5 Foundation 10 year Subscription SaaS	R3K07AAS

Cloud Services / Switch Advanced AAS Licenses

7	HPE Aruba Networking Central Switch Class-5 Advanced 7 year Subscription SaaS	SOW45AAS
7	HPE Aruba Networking Central Switch Class-5 Advanced 10 year Subscription SaaS	SOW46AAS
7	HPE Aruba Networking Central Switch Class-5 Advanced 1 year Subscription SaaS	SOW62AAS
7	HPE Aruba Networking Central Switch Class-5 Advanced 3 year Subscription SaaS	SOW63AAS
7	HPE Aruba Networking Central Switch Class-5 Advanced 5 year Subscription SaaS	SOW64AAS
7	HPE Aruba Networking Central Switch Class-5 Advanced 7 year Subscription SaaS	SOW65AAS
7	HPE Aruba Networking Central Switch Class-5 Advanced 10 year Subscription SaaS	SOW66AAS
7	HPE Aruba Networking Central Switch Class-5 Advanced 1 year Subscription SaaS	SOW87AAS
7	HPE Aruba Networking Central Switch Class-5 Advanced 3 year Subscription SaaS	SOW88AAS
7	HPE Aruba Networking Central Switch Class-5 Advanced 5 year Subscription SaaS	SOW89AAS

Configuration Rules

Rules #	Description
2	Add the Central Cloud Skus to the HPE Aruba Networking Catalog as Standalone: HPE Aruba Networking > Network Management > Central > Cloud Services
7	For IRIS reference only. No action required for OCX and Clic



Technical Specifications

	JL624A 8325-48Y8C front-to-back AC switch bundle	JL625A 8325-48Y8C back-to-front AC switch bundle	JL626A 8325-32C front-to-back AC switch bundle	JL627A 8325-32C back-to-front AC switch bundle
Description	1 x JL635A base 8325-48Y8C switch <ul style="list-style-type: none"> • 6 x JL628A Front-to-Back Fan • 2 x JL632A Front-to-Back 650W 100-240VAC Power Supply 	1 x JL635A base 8325-48Y8C switch <ul style="list-style-type: none"> • 6 x JL629A Back-to-Front Fan • 2 x JL633A Back-to-Front 650W 100-240VAC Power Supply 	1 x JL636A base 8325-32C switch <ul style="list-style-type: none"> • 6 x JL630A Front-to-Back Fan • 2 x JL632A Front-to-Back 650W 100-240VAC Power Supply 	1 x JL636A base 8325-32C switch <ul style="list-style-type: none"> • 6 x JL631A Back-to-Front Fan • 2 x JL633A Back-to-Front 650W 100-240VAC Power Supply
	Supports 48 ports of 1G/10G/25GbE (SFP/SFP+/SFP28) and 8 ports of 40G/100GbE (QSFP+/QSFP28) [optional 1GBASE-T and 10GBASE-T transceivers, 4x10G and 4x25G breakout cables]	Supports 48 ports of 1G/10G/25GbE (SFP/SFP+/SFP28) and 8 ports of 40G/100GbE (QSFP+/QSFP28) [optional 1GBASE-T and 10GBASE-T transceivers, 4x10G and 4x25G breakout cables]	Supports 32 ports of 40G/100GbE (QSFP+/QSFP28) [optional 4x10G and 4x25G breakout cables]	Supports 32 ports of 40G/100GbE (QSFP+/QSFP28) [optional 4x10G and 4x25G breakout cables]
Power supplies	Field-replaceable, hot-swappable, and up to 2 power supplies.			
Fans		Field-replaceable, hot-swappable, and up to 6 fans.		
Physical characteristics				
Dimensions	(H) 4.35 cm x (W) 43.84 cm x (D) 53.6 cm (1.71" x 17.26" x 21.1")	(H) 4.35 cm x (W) 43.84 cm x (D) 53.6 cm (1.71" x 17.26" x 21.1")	(H) 4.395 cm x (W) 44.25 cm x (D) 47.3 cm (1.73" x 17.42" x 18.62")	(H) 4.395 cm x (W) 44.25 cm x (D) 47.3 cm (1.73" x 17.42" x 18.62")
Full configuration weight	10 kg (22.05 lb)	10 kg (22.05 lb)	10.87 kg (23.96 lb)	10.87 kg (23.96 lb)
Additional specifications				
CPU		2.2 GHz		
Memory, drive and flash		16 GB RAM, 64 GB SSD, 8 GB flash		
Packet buffer		32 MB		
Performance*				
Switching capacity	4 Tbps		6.4 Tbps	
IPv4 host table 120,000		120,000		
IPv6 host table 52,000		52,000		

Technical Specifications

	JL624A 8325-48Y8C front-to-back AC switch bundle	JL625A 8325-48Y8C back-to-front AC switch bundle	JL626A 8325-32C front-to-back AC switch bundle	JL627A 8325-32C back-to-front AC switch bundle
Performance*				
IPv4 unicast routes			131,072	
IPv6 unicast routes			32,732	
MAC table size			98,304	
IGMP groups			4,094	
MLD groups			4,094	
IPv4 multicast routes			8,192	
IPv6 multicast routes			8,192	
Environment				
Operating temperature			0°C to 40°C (32°F to 104°F) up to 3.0 km (10,000 ft.)	
Operating relative humidity			5% to 95% at 40°C (104°F) non-condensing	
Non-operating temperature			-40°C to 70°C (-40°F to 158°F) up to 4.6 km (15,000 ft.)	
Non-operating/storage relative humidity			5% to 95% @ 65°C (149°F)	
Max operating altitude			Up to 10,000ft (3.048 km)	
Max non-operating			Up to 15,000ft (4.6km)	
Primary airflow			Front-to-back or back-to-front	
Electrical characteristics				
Power supplies			50-60Hz	
AC voltage			100-240 VAC	
Current			6.2A (low voltage)–3.1A (high voltage)	
Power consumption*	Max: 586W, 2000 BTU/hr Idle: 209W, 714 BTU/hr	Max: 586W, 2000 BTU/hr Idle: 209W, 714 BTU/hr	Max: 618W, 2110 BTU/hr Idle: 143W, 489 BTU/hr	Max: 618W, 2110 BTU/hr Idle: 143W, 489 BTU/hr



Technical Specifications

	JL857A 8325-48Y8C front-to-back DC switch bundle	JL858A 8325-48Y8C back-to-front DC switch bundle	JL859A 8325-32C front-to-back DC Switch Bundle	JL860A 8325-32C back-to-front DC switch bundle
8325 DC power bundle options				
Electrical characteristics				
DC input (nominal)				48VDC
DC input (max range)	36VDC to -72VDC			
Maximum current	14.3 A	15.3 A	15.1 A	16.4 A
Power consumption*	Max: 520W, 1777 BTU/hr Idle: 198W, 674 BTU/hr	Max: 520W, 1777 BTU/hr Idle: 198W, 674 BTU/hr	Max: 558W, 1907 BTU/hr Idle: 135W, 462 BTU/hr	Max: 558W, 1907 BTU/hr Idle: 135W, 462 BTU/hr
Safety	EN/IEC 62368-1, 2nd. Ed. UL 62368-1, 2nd. Ed. CAN/CSA C22.2 No. 62368-1, 2nd. Ed.			
EMC	EN 55032:2015/CISPR 32, Class A FCC CFR 47 Part 15: 2018 Class A ICES-003 Class A VCCI Class A CNS 13438 Class A KS C 9832 Class A AS/NZS CISPR 32 Class A EN 55035, CISPR 35, KS KS C 9835			
NEBS	SR-3580, Level 3, NEBS Criteria Levels GR-1089-CORE, EMC & Electrical Safety GR-63-CORE, Physical Protections ETSI EN 300 386, Class A, EMC ETSI EN 300 019-2-1, Class 1.2, Storage ETSI EN 300 019-2-2, Class 2.3, Transportation ETSI EN 300 019-2-3, Class 3.1 & 3.1E, Stationary Use at Weather Protected Locations ETSI 300 132, Power Supply Interface to Telecom Equipment, -48VDC ETSI ETS 300 753, Acoustic Noise			
Lasers	EN60825-1:2014/IEC 60825-1: 2014 Class 1 Class 1 Laser Products/Laser Klasse 1			
Management	REST SNMP RJ-45 serial USB micro USB console RJ- 45 Ethernet port			
Mounting and enclosure	Mounts in an EIA standard 19-inch rack or other equipment cabinet; horizontal surface mounting only; order 2-post or 4-post mounting kit separately			

Technical Specifications

	HPE Aruba Networking CX 8325P-32C front-to-back DC switch bundle	HPE Aruba Networking CX 8325P-32C back-to-front DC switch bundle	HPE Aruba Networking CX 8325P-32C front-to-back AC switch bundle	HPE Aruba Networking CX 8325P-32C back-to-front AC switch bundle
Description	HPE Aruba Networking 8325P-32C 32p 100G QSFP+/28 Front-to-Back 6 Fans 2 DC PSU TAA Bundle (S0G07A) HPE Aruba Networking 8325P 32p QSFP28 40G/100G Front-to-Back 6 Fans 2 DC PSU Bundle (S4A49A) HPE Aruba Networking X3B4 850W 48VDC Front-to-Back Power Supply Unit (S0G29A)	HPE Aruba Networking 8325P-32C 32p 100G QSFP+/28 Back-to-Front 6 Fans 2 DC PSU TAA Bundle (S0G08A) HPE Aruba Networking 8325P 32p QSFP28 40G/100G Back-to-Front 6 Fans 2 DC PSU Bundle (S4A50A) - HPE Aruba Networking X3B4 850W 48VDC Back-to-Front Power Supply Unit (S0G30A)	HPE Aruba Networking 8325P-32C 32p 100G QSFP+/28 Front-to-Back 6 Fans 2 AC PSU TAA Bundle (S0G09A) HPE Aruba Networking 8325P 32p QSFP28 40G/100G Front-to-Back 6 Fans 2 AC PSU Bundle (S4A51A) - HPE Aruba Networking X3B1 650W 100-240VAC Front-to-Back Power Supply Unit (S0G27A)	HPE Aruba Networking 8325P-32C 32p 100G QSFP+/28 Back-to-Front 6 Fans 2 AC PSU TAA Bundle (S0G10A) HPE Aruba Networking 8325P 32p QSFP28 40G/100G Back-to-Front 6 Fans 2 AC PSU Bundle (S4A52A) - HPE Aruba Networking X3B1 650W 100-240VAC Back-to-Front Power Supply Unit (S0G28A)
Power supplies	Field-replaceable, hot-swappable, and up to 2 power supplies.			
Fans		Field-replaceable, hot-swappable, and up to 6 fans.		
Physical characteristics				
Dimensions	(H) 4.3 cm x (W) 44.2 cm x (D) 56.5 cm (1.69" x 17.42" x 22.24")	(H) 4.3 cm x (W) 44.2 cm x (D) 56.5 cm (1.69" x 17.42" x 22.24")	(H) 4.3 cm x (W) 44.2 cm x (D) 55.3 cm (1.69" x 17.42" x 21.77")	(H) 4.3 cm x (W) 44.2 cm x (D) 55.3 cm (1.69" x 17.42" x 21.77")
Full configuration weight	9.3 kg (20.5 lb)	9.3 kg (20.5 lb)	9.51 kg (21 lb)	9.51 kg (21 lb)
Additional specifications				
CPU		2.2 GHz		
Memory, drive and flash		32 GB RAM, 128 GB SSD, 4 GB flash		
Packet buffer		32 MB		
Performance*				
Switching capacity		6.4 Tbps		
IPv4 host table 120,000		120,000		
IPv6 host table 52,000		52,000		

Technical Specifications

	HPE Aruba Networking CX 8325P-32C front-to-back DC switch bundle	HPE Aruba Networking CX 8325P-32C back-to-front DC switch bundle	HPE Aruba Networking CX 8325P-32C front-to-back AC switch bundle	HPE Aruba Networking CX 8325P-32C back-to-front AC switch bundle
Performance*				
IPv4 unicast routes		131,072		
IPv6 unicast routes		32,732		
MAC table size		98,304		
IGMP groups		4,094		
MLD groups		4,094		
IPv4 multicast routes		8,192		
IPv6 multicast routes		8,192		
Environment				
Operating temperature		0°C to 40°C (32°F to 104°F) up to 3.0 km (10,000 ft.)		
Operating relative humidity		5% to 95% at 40°C (104°F) non-condensing		
Non-operating temperature		-40°C to 70°C (-40°F to 158°F) up to 4.6 km (15,000 ft.)		
Non-operating/storage relative humidity		5% to 95% @ 65°C (149°F)		
Max operating altitude		Up to 10,000ft (3.048 km)		
Max non-operating		Up to 15,000ft (4.6km)		
Primary airflow		Front-to-back or back-to-front		
Acoustics ¹	LWAd = 7.3 Bel LpAm (Bystander) = 57 dB		LWAd = 7.5 Bel LpAm (Bystander) = 57 dB	
Electrical characteristics				
Power supplies	N/A		50–60 Hz	
Voltage	-36 – -72voltsDC		100–240 volts AC	
Current	28–14 A		7.8 – 3.8 A	
Power consumption*	Max: 632W Idle: 160W		Max: 632W Idle: 179W	



Technical Specifications

	HPE Aruba Networking CX 8325P-32C front-to-back DC switch bundle	HPE Aruba Networking CX 8325P-32C back-to-front DC switch bundle	HPE Aruba Networking CX 8325P-32C front-to-back AC switch bundle	HPE Aruba Networking CX 8325P-32C back-to-front AC switch bundle
Safety	EN/IEC 62368-1 2 nd , & 3 rd , Edition. UL 62368-1 3 rd , Edition. CSA C22.2 No. 62368-1:19, 3 rd , Edition.			
EMC	EN 55032:2015/CISPR 32, Class A FCC CFR 47 Part 15: Class A VCCI-CISPR 32, Class A CNS 15936, Class A KS C 9832, Class A AS/NZS CISPR 32, Class A EN 55035, CISPR 35, KS C 9835 ETSI EN 301 489-1 ETSI EN 301 489-19 TEC/EMI/TEL-001/FEB-09 TEC-SD-DD-EMC-221-05-OCT-16			
NEBS	SR-3580, Level 3, NEBS Criteria Levels GR-1089-CORE, EMC & Electrical Safety GR-63-CORE, Physical Protections ETSI EN 300 386, Class A, EMC ETSI EN 300 019-2-1, Class 1.2, Storage ETSI EN 300 019-2-2, Class 2.3, Transportation ETSI EN 300 019-2-3, Class 3.1 & 3.1E, Stationary Use at Weather Protected Locations ETSI 300 132, Power Supply Interface to Telecom Equipment, -48VDC ETSI ETS 300 753, Acoustic Noise			
Lasers	EN60825-1:2014/IEC 60825-1: 2014 Class 1 Class 1 Laser Products/Laser Klasse 1			
Management	REST SNMP RJ-45 serial USB-C console RJ-45 Ethernet port			
Mounting and enclosure	Mounts in an EIA standard 19-inch rack or other equipment cabinet; horizontal surface mounting only; order 2-post or 4-post mounting kit separately			



Technical Specifications

Standards and protocols

The following standards and protocols are supported.

- IEEE 802.1AB-2009
- IEEE 802.1ak-2007
- IEEE 802.1t-2001
- IEEE 802.1AX-2008 Link Aggregation
- IEEE 802.1p Traffic Class Expediting and Dynamic Multicast Filtering
- IEEE 802.1Q VLANs
- IEEE 802.1s Multiple Spanning Trees
- IEEE 802.1w Rapid Reconfiguration of Spanning Tree
- IEEE 802.3ad Link Aggregation Control Protocol (LACP)
- IEEE 802.3x Flow Control
- IEEE 802.3z Gigabit Ethernet
- IEEE 802.3ae 10 Gigabit Ethernet
- IEEE 802.3by 25 Gigabit Ethernet
- IEEE 802.3ba 40 and 100 Gigabit Ethernet Architecture
- RFC 768 UDP
- RFC 791 IP
- RFC 792 ICMP
- RFC 793 TCP
- RFC 826 ARP
- RFC 768 User Datagram Protocol
- RFC 813 Window and Acknowledgement Strategy in TCP
- RFC 815 IP datagram reassembly algorithms
- RFC 879 TCP maximum segment size and related topics
- RFC 896 Congestion control in IP/ TCP internetworks
- RFC 917 Internet subnets
- RFC 919 Broadcasting Internet Datagrams
- RFC 922 Broadcasting Internet Datagrams in the Presence of Subnets (IP_BROAD)
- RFC 925 Multi-LAN address resolution
- RFC 1215 Convention for the defining traps for use with SNMP
- RFC 1256 ICMP Router Discovery Messages
- RFC 1393 Traceroute Using an IP Option
- RFC 1591 Domain Name System Structure and Delegation
- RFC 1657 Definitions of Managed Objects for BGP-4 using SMIv2
- RFC 1772 Application of the Border Gateway Protocol in the Internet
- RFC 1981 Path MTU Discovery for IP version 6
- RFC 1997 BGP Communities Attribute
- RFC 1998 An Application of the BGP Community Attribute in Multi-home Routing
- RFC 2385 Protection of BGP Sessions via the TCP MD5 Signature Option
- RFC 2401 Security Architecture for the Internet Protocol
- RFC 2402 IP Authentication Header
- RFC 2406 IP Encapsulating Security Payload (ESP)
- RFC 2460 Internet Protocol, Version 6 (IPv6) Specification
- RFC 2545 Use of BGP-4 Multiprotocol Extensions for IPv6 Inter- Domain Routing
- RFC 2710 Multicast Listener Discovery (MLD) for IPv6
- RFC 2787 Definitions of Managed Objects for the Virtual Router Redundancy Protocol
- RFC 2918 Route Refresh Capability for BGP-4
- RFC 2934 Protocol Independent Multicast MIB for IPv4

Technical Specifications

- RFC 3137 OSPF Stub Router Advertisement
- RFC 3176 InMon Corporation's sFlow: A Method for Monitoring Traffic in Switched and Routed Networks
- RFC 3484: Default Address Selection for Internet Protocol version 6 (IPv6)
- RFC 3509 Alternative Implementations of OSPF Area Border Routers
- RFC 3623 Graceful OSPF Restart
- RFC 3810 Multicast Listener Discovery Version 2 (MLDv2) for IPv6
- RFC 4213 Basic Transition Mechanisms for IPv6 Hosts and Routers
- RFC 4251 The Secure Shell (SSH) Protocol
- RFC 4271 A Border Gateway Protocol 4 (BGP-4)
- RFC 4273 Definitions of Managed Objects for BGP-4
- RFC 4291 IP Version 6 Addressing Architecture
- RFC 4292 IP Forwarding Table MIB
- RFC 4293 Management Information Base for the Internet Protocol (IP)
- RFC 4360 BGP Extended Communities Attribute
- RFC 4486 Subcodes for BGP Cease Notification Message
- RFC 4552 Authentication/Confidentiality for OSPFv3
- RFC 4724 Graceful Restart Mechanism for BGP
- RFC 4760 Multiprotocol Extensions for BGP-4
- RFC 4940 IANA Considerations for OSPF
- RFC 5095: Deprecation of Type 0 Routing Headers in IPv6
- RFC 5187 OSPFv3 Graceful Restart
- RFC 5701 IPv6 Address Specific BGP Extended Community Attribute
- RFC 6987 OSPF Stub Router Advertisement
- RFC 7047 The Open vSwitch Database Management Protocol
- RFC 7059 A Comparison of IPv6-over-IPv4 Tunnel Mechanisms
- RFC 7313 Enhanced Route Refresh Capability for BGP-4
- RFC 8201 Path MTU Discovery for IP version 6
- PTP (1588v2), Telecom Profiles G.8275.1 and G.8275.2 with Class C performance, Synchronous Ethernet (SyncE, G.8262.1)*

Notes: *Supported with CX 8325P-32C only



HPE Aruba Networking Data Center Networking Solution for HPE

New HPE Aruba Networking Data Center Networking Solution SKUs for HPE

Hewlett Packard Enterprise and HPE Aruba Networking offer customers highly differentiated pre-engineered IT infrastructure solutions that span a wide variety HPE compute, storage, networking that span virtualization, vSAN, HCI, HPC, MCS, Microsoft, SAP HANA, VMware, Nutanix application and IaaS service offerings. HPE Aruba Networking 10/25 and 40/100G CX switches can be deployed as part of these solutions and is often designed into these integrated solutions along with HPE ProLiant DL/DX servers, SimpliVity, Nimble, Synergy, Cray Shasta, Cray ClusterStor, Superdome Flex and HPE GreenLake. These ready-to-deploy, integrated IT data center solutions help simplify and speed IT service delivery while reducing the time, risk, and expertise needed to deploy complex solutions.

To ensure that these Hewlett Packard Enterprise and HPE Aruba Networking integrated solutions receive simplified ordering and the highest-level of customer service and support, HPE Aruba Networking has created a special tracking HPE Aruba Networking Data Center networking SKUs for HPE deployments that identifies these integrated solutions to ensure they receive rapid support triage and streamlines escalation through HPE Services. Please use these new tracking SKUs when HPE Aruba Networking CX switches are included in HPE integrated and mixed compute, storage and networking configuration and deployments, refer to this page for HPE Aruba Networking Switches qualification with Storage solutions:

Notes: Current HPE Aruba Networking “J#” SKUs should still be used for all data center network centric (HPE Aruba Networking “only”, Non HPE environments). Please contact your sales representative for additional information and ordering guidance.

HPE Aruba Networking 8325 DC Switch Series

BTO Models

Rule #	Description	SKU
	AC Bundles	
1, 2, 3, 4, 5, 6, 7, 8	HPE Aruba Networking CX 8325-48Y8C Port-to-Power Airflow 6 Fans 2 Power Supply Units Bundle <ul style="list-style-type: none"> Includes 2 FB Power Supplies (R9F72A) with no additional open PS slots Includes 6 FB Fan Tray Bundles (R9F68A) with no additional open FT Slots Must select a Rack Kit Min=0 \ Max= 48 SFP/SFP+/SFP28 1/10/25G Transceivers Min=0 \ Max = 8 QSFP+/QSFP28 40/100G Transceivers QSA28 Adapter Min=0 \ Max=8, ports 49-56 (rule7) 1U - Height 	R9F64A
	HPE Aruba Networking CX 8325-48Y8C Port-to-Power Airflow 6 Fans 2 Power Supply Units Bundle PDU <ul style="list-style-type: none"> C13 PDU Jumper Cord (NA/MEX/TW/JP) (JL697A C13 PDU cord) 	R9F64A#B2B
	HPE Aruba Networking CX 8325-48Y8C Port-to-Power Airflow 6 Fans 2 Power Supply Units Bundle PDU <ul style="list-style-type: none"> C13 PDU Jumper Cord (ROW) (JL697A C13 PDU cord) 	R9F64A#B2C
	HPE Aruba Networking CX 8325-48Y8C Port-to-Power Airflow 6 Fans 2 Power Supply Units Bundle 220v <ul style="list-style-type: none"> HPE 2.3m C13 to NEMA 6-15P Pwr Cord(J9936A) 	R9F64A#B2E
	HPE Aruba Networking CX 8325-48Y8C Port-to-Power Airflow 6 Fans 2 Power Supply Units Bundle NoLoc <ul style="list-style-type: none"> No Localized Power Cord Selected. Use J9955A to obtain a Locking Plug Power Cord (L6-20P) 	R9F64A#AC3
1, 2, 3, 4, 5, 6, 7, 8	HPE Aruba Networking CX 8325-48Y8C Power-to-Port Airflow 6 Fans 2 Power Supply Units Bundle <ul style="list-style-type: none"> Includes 2 BF Power Supplies (R9F73A) with no additional open PS slots Includes 6 BF Fan Tray Bundles (R9F69A) with no additional open FT Slots Must select a Rack Kit Min=0 \ Max= 48 SFP/SFP+/SFP28 1/10/25G Transceivers Min=0 \ Max = 8 QSFP+/QSFP28 40/100G Transceivers 	R9F65A

HPE Aruba Networking Data Center Networking Solution for HPE

	<ul style="list-style-type: none"> • QSA28 Adapter Min=0 \ Max=8, ports 49-56 (rule7) • 1U - Height 	
	HPE Aruba Networking CX 8325-48Y8C Power-to-Port Airflow 6 Fans 2 Power Supply Units Bundle 220v	R9F65A#B2B
	<ul style="list-style-type: none"> • C13 PDU Jumper Cord (NA/MEX/TW/JP) (JL697A C13 PDU cord) 	
	HPE Aruba Networking CX 8325-48Y8C Power-to-Port Airflow 6 Fans 2 Power Supply Units Bundle PDU	R9F65A#B2C
	<ul style="list-style-type: none"> • C13 PDU Jumper Cord (ROW) (JL697A C13 PDU cord) 	
	HPE Aruba Networking CX 8325-48Y8C Power-to-Port Airflow 6 Fans 2 Power Supply Units Bundle 220v	R9F65A#B2E
	<ul style="list-style-type: none"> • HPE 2.3m C13 to NEMA 6-15P Pwr Cord(J9936A) 	
	HPE Aruba Networking CX 8325-48Y8C Power-to-Port Airflow 6 Fans 2 Power Supply Units Bundle NoLoc	R9F65A#AC3
	<ul style="list-style-type: none"> • No Localized Power Cord Selected. Use J9955A to obtain a Locking Plug Power Cord (L6-20P) 	
4, 5, 6, 7, 8	HPE Aruba Networking CX 8325-32C Port-to-Power Airflow 6 Fans 2 Power Supply Units Bundle	R9F66A
	<ul style="list-style-type: none"> • Includes 2 FB Power Supplies (R9F72A) with no additional open PS slots • Includes 6 FB Fan Tray Bundles (R9F70A) with no additional open FT Slots • Must select a Rack Kit • Min=0 \ Max = 32 QSFP+/QSFP28 40/100G Transceivers • QSA28 Adapter Min=0 \ Max=32, ports 1-32 (rule7) • 1U - Height 	
	HPE Aruba Networking CX 8325-32C Port-to-Power Airflow 6 Fans 2 Power Supply Units Bundle PDU	R9F66A#B2B
	<ul style="list-style-type: none"> • C13 PDU Jumper Cord (NA/MEX/TW/JP) (JL697A C13 PDU cord) 	
	HPE Aruba Networking CX 8325-32C Port-to-Power Airflow 6 Fans 2 Power Supply Units Bundle PDU	R9F66A#B2C
	<ul style="list-style-type: none"> • C13 PDU Jumper Cord (ROW) (JL697A C13 PDU cord) 	
	HPE Aruba Networking CX 8325-32C Port-to-Power Airflow 6 Fans 2 Power Supply Units Bundle 220v	R9F66A#B2E
	<ul style="list-style-type: none"> • HPE 2.3m C13 to NEMA 6-15P Pwr Cord(J9936A) 	
	HPE Aruba Networking CX 8325-32C Port-to-Power Airflow 6 Fans 2 Power Supply Units Bundle NoLoc	R9F66A#AC3
	<ul style="list-style-type: none"> • No Localized Power Cord Selected. Use J9955A to obtain a Locking Plug Power Cord (L6-20P) 	
4, 5, 6, 7, 8	HPE Aruba Networking CX 8325-32C Power-to-Port Airflow 6 Fans 2 Power Supply Units Bundle	R9F67A
	<ul style="list-style-type: none"> • Includes 2 BF Power Supplies (R9F73A) with no additional open PS slots • Includes 6 BF Fan Tray Bundles (R9F71A) with no additional open FT Slots • Must select a Rack Kit • Min=0 \ Max = 32 QSFP+/QSFP28 40/100G Transceivers • QSA28 Adapter Min=0 \ Max=32, ports 1-32 (rule7) • 1U - Height 	
	HPE Aruba Networking CX 8325-32C Power-to-Port Airflow 6 Fans 2 Power Supply Units Bundle PDU	R9F67A#B2B
	<ul style="list-style-type: none"> • C13 PDU Jumper Cord (NA/MEX/TW/JP) (JL697A C13 PDU cord) 	
	HPE Aruba Networking CX 8325-32C Power-to-Port Airflow 6 Fans 2 Power Supply Units Bundle PDU	R9F67A#B2C
	<ul style="list-style-type: none"> • C13 PDU Jumper Cord (ROW) (JL697A C13 PDU cord) 	
	HPE Aruba Networking CX 8325-32C Power-to-Port Airflow 6 Fans 2 Power Supply Units Bundle 220v	R9F67A#B2E
	<ul style="list-style-type: none"> • HPE 2.3m C13 to NEMA 6-15P Pwr Cord(J9936A) 	

HPE Aruba Networking Data Center Networking Solution for HPE

HPE Aruba Networking CX 8325-32C Power-to-Port Airflow 6 Fans 2 Power Supply Units Bundle NoLoc R9F67A#AC3

- No Localized Power Cord Selected. Use J9955A to obtain a Locking Plug Power Cord (L6-20P)

DC Bundles

HPE Aruba Networking CX 8325-48Y8C Port-to-Power Airflow 6 Fans 2 DC PSU Switch Bundle S1D09A

- Includes 2 FB Power Supplies (S1D13A) with no additional open PS slots
- Includes 6 FB Fan Tray Bundles (JL628A) with no additional open FT Slots
- Must select a Rack Kit
- Min=0 \ Max= 48 SFP/SFP+/SFP28 1/10/25G Transceivers
- Min=0 \ Max = 8 QSFP+/QSFP28 40/100G Transceivers
- QSA28 Adapter Min=0 \ Max=8, ports 49-56 (rule7)
- 1U - Height

HPE Aruba Networking CX 8325-48Y8C Power-to-Port Airflow 6 Fans 2 DC PSU Switch Bundle S1D10A

- Includes 2 BF Power Supplies (S1D14A) with no additional open PS slots
- Includes 6 BF Fan Tray Bundles (JL629A) with no additional open FT Slots
- Must select a Rack Kit
- Min=0 \ Max= 48 SFP/SFP+/SFP28 1/10/25G Transceivers
- Min=0 \ Max = 8 QSFP+/QSFP28 40/100G Transceivers
- QSA28 Adapter Min=0 \ Max=8, ports 49-56 (rule7)
- 1U - Height

HPE Aruba Networking CX 8325-32C Port-to-Power Airflow 6 Fans 2 DC PSU Switch Bundle S1D11A

- Includes 2 FB Power Supplies (S1D13A) with no additional open PS slots
- Includes 6 FB Fan Tray Bundles (JL630A) with no additional open FT Slots
- Must select a Rack Kit
- Min=0 \ Max = 32 QSFP+/QSFP28 40/100G Transceivers
- QSA28 Adapter Min=0 \ Max=32, ports 1-32 (rule7)
- 1U - Height

HPE Aruba Networking CX 8325-32C Power-to-Port Airflow 6 Fans 2 DC PSU Switch Bundle S1D12A

- Includes 2 BF Power Supplies (S1D14A) with no additional open PS slots
- Includes 6 BF Fan Tray Bundles (JL631A) with no additional open FT Slots
- Must select a Rack Kit
- Min=0 \ Max = 32 QSFP+/QSFP28 40/100G Transceivers
- QSA28 Adapter Min=0 \ Max=32, ports 1-32 (rule7)
- 1U - Height

Configuration Rules

Rule

Description

1	<p>The following Transceivers install into this Switch: (Use BTO only when adding to switch)</p> <p>HPE Aruba Networking 1G SFP LC SX 500m OM2 MMF Transceiver R9F86A</p> <p>HPE Aruba Networking 1G SFP LC LX 10km SMF Transceiver J4859D</p> <p>HPE Aruba Networking 1G SFP LC LH 70km SMF Transceiver J4860D</p> <p>HPE Aruba Networking 1G SFP RJ45 T 100m Cat5e Transceiver R9F87A</p> <p>HPE Aruba Networking 1G SFP LC SX 500m MMF TAA Transceiver R9Q43A</p> <p>HPE Aruba Networking 1G SFP LC LX 10km SMF TAA Transceiver R9Q44A</p> <p>HPE Aruba Networking 1G SFP RJ45 T 100m Cat5e TAA Transceiver R9Q45A</p> <p>HPE BladeSystem CClass Virtual Connect 1G SFP RJ45 Transceiver 453154-B21</p> <p>HPE Networking X120 1G SFP RJ45 T Transceiver JD089B</p>
2	<p>The following Transceivers install into this Switch: (Use BTO only when adding to switch)</p> <p>HPE Aruba Networking 10GBASE-T SFP+ RJ45 30m Cat6A Transceiver R9F85A</p> <p>HPE Aruba Networking 10G SFP+ LC SR 300m OM3 MMF Transceiver R9F82A</p>

HPE Aruba Networking Data Center Networking Solution for HPE

HPE Aruba Networking 10G SFP+ LC LR 10km SMF Transceiver	J9151E
HPE Aruba Networking 10G SFP+ LC ER 40km SMF Transceiver	J9153D
HPE Aruba Networking 10G SFP+ LC SR 300m MMF TAA Transceiver	R9Q46A
HPE Aruba Networking 10G SFP+ LC LR 10km SMF TAA Transceiver	R9Q47A
HPE Aruba Networking 10G SFP+ to SFP+ 1m Direct Attach Copper Cable	R9F83A
HPE Aruba Networking 10G SFP+ to SFP+ 3m Direct Attach Copper Cable	R9F84A
HPE BladeSystem c-Class 10GbE SFP+ to SFP+ 3m Direct Attach Copper Cable	487655-B21
HPE BladeSystem c-Class 10GbE SFP+ to SFP+ 5m Direct Attach Copper Cable	537963-B21
HPE Networking X240 10G SFP+ SFP+ 5m DAC Cable	JG081C
HPE Networking X130 10G SFP+ LC SR Transceiver	JD092B
HPE 10GbE SFP+ SR Multi-mode 300m Transceiver	Q6M30A
HPE BladeSystem c-Class 10Gb SFP+ SR Transceiver	455883-B21
HPE 10Gb SFP+ Short Wave 1-pack Pull Tab Optical Transceiver	Q2P65A

3 The following Transceivers install into this Switch: (Use BTO only when adding to switch)

HPE Aruba Networking 25G SFP28 LC SR 100m MMF Transceiver	JL484A
HPE Aruba Networking 25G SFP28 LC SR 100m MMF Transceiver	R9F89A
HPE Aruba Networking 25G SFP28 LC eSR 400m MMF Transceiver	R9F90A
HPE Aruba Networking 25G SFP28 LC LR 10km SMF Transceiver	JL486A
HPE Aruba Networking 25G SFP28 to SFP28 0.65m Direct Attach Copper Cable	R9F91A
HPE Aruba Networking 25G SFP28 to SFP28 3m Direct Attach Copper Cable	R9F92A
HPE Aruba Networking 25G SFP28 to SFP28 5m Direct Attach Copper Cable	R9F93A
HPE Aruba Networking 25G SFP28 to SFP28 3m Active Optical Cable	R9F94A
HPE Aruba Networking 25G SFP28 to SFP28 7m Active Optical Cable	R9F95A
HPE Aruba Networking 25G SFP28 to SFP28 15m Active Optical Cable	R9F96A
HPE 25Gb SFP28 to SFP28 3m Direct Attach Copper Cable	844477-B21
HPE 25Gb SFP28 to SFP28 5m Direct Attach Copper Cable	844480-B21
HPE 25GbE SFP28 to SFP28 5m Smart Active Optical Cable	Q9S68A
HPE 25GbE SFP28 to SFP28 15m Smart Active Optical Cable	Q9S70A
HPE 25Gb SFP28 SR 30m Transceiver	R0R42A
HPE Networking X190 25G SFP28 LC SR 100m MM Transceiver	JL293A
HPE 25Gb SFP28 Short Wave Extended Temperature 1-pack Pull Tab Optical Transceiver	Q2P64B
HPE 25Gb SFP28 SR 100m Transceiver	845398-B21
HPE Allettra 6000 2x25Gb SFP28 SR 100m FIO Transceiver	R7D07A
HPE Allettra 6000 2x25Gb SFP28 SR 100m Transceiver	R7D11A

4 The following Transceivers install into this Switch: (Use BTO only when adding to switch)

HPE Aruba Networking 40G QSFP+ LC ER4 40km SMF Transceiver	Q9G82A
HPE Aruba Networking 40G QSFP+ MPO SR4 Transceiver	R9F97A
HPE Networking X142 40G QSFP+ LC LR4 SM Transceiver	JH232A
HPE Aruba Networking 40G QSFP+ MPO eSR4 300M Transceiver	R9F98A
HPE Aruba Networking 40G QSFP+ LC Bidirectional 150m MMF 2-strand Transceiver	R9G02A
HPE Aruba Networking 40G QSFP+ to QSFP+ 1m Direct Attach Copper Cable	R9F99A
HPE Aruba Networking 40G QSFP+ to QSFP+ 3m Direct Attach Copper Cable	R9G00A
HPE Aruba Networking 40G QSFP+ to QSFP+ 5m Direct Attach Copper Cable	R9G01A
HPE Aruba Networking 40G QSFP+ to QSFP+ 7m Active Optical Cable	R9G03A
HPE Aruba Networking 40G QSFP+ to QSFP+ 15m Active Optical Cable	R9G04A
HPE Aruba Networking 40G QSFP+ to QSFP+ 30m Active Optical Cable	R9G05A
HPE BladeSystem c-Class 40G QSFP+ to 4x10G SFP+ 3m Direct Attach Copper Splitter Cable	721064-B21
HPE Networking Comware X240 40G QSFP+ to 4x10G SFP+ 3m Direct Attach Copper Splitter Cable	JG330A
HPE Networking Comware X240 40G QSFP+ to 4x10G SFP+ 5m Direct Attach Copper Splitter Cable	JG331A
HPE BladeSystem c-Class 40G QSFP+ to QSFP+ 15m Active Optical Cable	720211-B21
HPE 40GbE QSFP+ to 4x10GbE SFP+ 5m Active Optical Cable	Q9S66A

HPE Aruba Networking Data Center Networking Solution for HPE

- 5 The following Transceivers install into this Switch: (Use BTO only when adding to switch)
- | | |
|--|------------|
| HPE Aruba Networking 100G QSFP28 LC ER4L 40km SMF Transceiver | JL743A |
| HPE Aruba Networking 100G QSFP28 MPO SR4 MMF Transceiver | R9F75A |
| HPE Aruba Networking 100G QSFP28 LC LR4 10km SMF 2-strand Transceiver | JL310A |
| HPE Aruba Networking 100G QSFP28 LC CWDM4 2km SMF Transceiver | ROZ30A |
| HPE 100Gb QSFP28 Bidirectional Transceiver | 845972-B21 |
| HPE Aruba Networking 100G QSFP28-QSFP28 3m Direct Attach Copper Cable | R9F74A |
| HPE Aruba Networking 100G QSFP28 to QSFP28 1m Direct Attach Copper Cable | R9F77A |
| HPE Aruba Networking 100G QSFP28 to QSFP28 5m Direct Attach Copper Cable | R9F78A |
| HPE 100Gb QSFP28 to 4x25Gb SFP28 3m Direct Attach Copper Cable | 845416-B21 |
| HPE Aruba Networking 100G QSFP28 to QSFP28 2m Active Optical Cable | R9F76A |
| HPE Aruba Networking 100G QSFP28 to QSFP28 7m Active Optical Cable | R9F79A |
| HPE Aruba Networking 100G QSFP28 to QSFP28 15m Active Optical Cable | R9F80A |
| HPE Aruba Networking 100G QSFP28 to QSFP28 30m Active Optical Cable | R9F81A |
| HPE QSFP28 to 4x25Gb SFP28 7m Active Optical Cable | 845420-B21 |
| HPE QSFP28 to 4x25Gb SFP28 15m Active Optical Cable | 845424-B21 |
| HPE QSFP28 to SFP28 Adapter | 845970-B21 |
| HPE Networking X240 100G QSFP28 1m DAC Cable | JL271A |
| HPE Networking X240 100G QSFP28 3m DAC Cable | JL272A |
| HPE 100Gb QSFP28 to QSFP28 3m Direct Attach Copper Cable | 845406-B21 |
| HPE 100Gb QSFP28 to QSFP28 5m Direct Attach Copper Cable | 845408-B21 |
| HPE Networking X240 100G QSFP28 5m DAC Cable | JL273A |
| HPE Networking X240 QSFP28 4xSFP28 5m Direct Attach Copper Cable | JL284A |
| HPE 100GbE QSFP28 to QSFP28 5m Active Optical Cable | Q9S71A |
| HPE 100GbE QSFP28 SR4 100m Transceiver | Q2F19A |
| HPE 100Gb QSFP28 MPO SR4 100m Transceiver | 845966-B21 |
- 6 Localization required on orders without B2B, B2C, B2E or AC3 options.
- 7 If qty1 of the following QSA28 Adapter(845970-B21) is selected, then increase max SFP28 Port qty by 1 and allow user selection of the following SFP Transceivers. Refer to qty and port restrictions for individual Switch in the "Additional Info" sections: (Use BTO only when adding this QSA28 Adapter)
- | | |
|--|--------|
| HPE Aruba Networking 10G SFP+ LC SR 300m OM3 MMF Transceiver | R9F82A |
| HPE Aruba Networking 10G SFP+ LC LR 10km SMF Transceiver | J9151E |
| HPE Aruba Networking 10G SFP+ LC ER 40km SMF Transceiver | J9153D |
| HPE Aruba Networking 10G SFP+ LC SR 300m MMF TAA Transceiver | R9Q46A |
| HPE Aruba Networking 10G SFP+ LC LR 10km SMF TAA Transceiver | R9Q47A |
| HPE Aruba Networking 25G SFP28 LC SR 100m MMF Transceiver | R9F89A |
| HPE Aruba Networking 25G SFP28 LC eSR 400m MMF Transceiver | R9F90A |
- 8 Unbuildable/FAN required, generates CFGU: If order is quoted for India and contains "#B2C" Option, then Display the following:
For BTO shipments to India: Please replace <Base Model>#B2C option with <Base Model>#AC3 in the Bill of Materials and add the appropriate INDIA PDU Power Cord below via Ad-Hoc:
JL671A - HPE 2.0m C13 to C14 PDU IN Power Cord
JL672A - HPE 2.5m C15 to C14 PDU IN Power Cord
JL673A - HPE 2.5m C19 to C20 PDU IN Power Cord
For Factory Integration of Power Cord, please add "#0D1" to the Power Cord Sku suffix. (Ex. JL671A#0D1)

Notes:

- Drop down under power supply should offer the following options and results:
 - Switch/Router/Power Supply to PDU Power Cord - B2B in North America, Mexico, Taiwan, and Japan or B2C ROW. (OCA Default B2B or B2C for Rack Level CTO)
 - Switch/Router/Power Supply to Wall Power Cord - Localized Option (OCA Default for BTO and Box Level CTO)

HPE Aruba Networking Data Center Networking Solution for HPE

- High Volt Switch/Router/Power Supply to Wall Power Cord - B2E Option. (Offered only in North America, Mexico, Taiwan, and Japan)
- No Power Cord - AC3 Option
- Locking Power Cord (J9955A) L6-20P is available through the OCA Accessories tab
- OCA Only Model Selection Form - HPE Offering > HPE Aruba Networking > DC Solutions Switches for HPE > AOS-CX: HPE Aruba Networking 8325 DC Switch Series

Rack Level Integration CTO Models

Rule #	Description	SKU
	AC Bundles	
1, 2, 3, 4, 5, 6, 7, 8, 9	HPE Aruba Networking CX 8325-48Y8C Port-to-Power Airflow 6 Fans 2 Power Supply Units Bundle <ul style="list-style-type: none"> • Includes 2 FB Power Supplies (R9F72A) with no additional open PS slots • Includes 6 FB Fan Tray Bundles (R9F68A) with no additional open FT Slots • Must select 4 Post Rack Kit (R9F59A) • Min=0 \ Max= 48 SFP/SFP+/SFP28 1/10/25G Transceivers • Min=0 \ Max = 8 QSFP+/QSFP28 40/100G Transceivers • QSA28 Adapter Min=0 \ Max=8, ports 49-56 (rule8) • 1U - Height 	R9F64A
	HPE Aruba Networking CX 8325-48Y8C Port-to-Power Airflow 6 Fans 2 Power Supply Units Bundle PDU <ul style="list-style-type: none"> • C13 PDU Jumper Cord (NA/MEX/TW/JP) (JL697A C13 PDU cord) 	R9F64A#B2B
	HPE Aruba Networking CX 8325-48Y8C Port-to-Power Airflow 6 Fans 2 Power Supply Units Bundle PDU <ul style="list-style-type: none"> • C13 PDU Jumper Cord (ROW) (JL697A C13 PDU cord) 	R9F64A#B2C
	HPE Aruba Networking CX 8325-48Y8C Port-to-Power Airflow 6 Fans 2 Power Supply Units Bundle 220v <ul style="list-style-type: none"> • HPE 2.3m C13 to NEMA 6-15P Pwr Cord(J9936A) 	R9F64A#B2E
	HPE Aruba Networking CX 8325-48Y8C Port-to-Power Airflow 6 Fans 2 Power Supply Units Bundle NoLoc <ul style="list-style-type: none"> • No Localized Power Cord Selected. Use J9955A to obtain a Locking Plug Power Cord (L6-20P) 	R9F64A#AC3
1, 2, 3, 4, 5, 6, 7, 8, 9	HPE Aruba Networking CX 8325-48Y8C Power-to-Port Airflow 6 Fans 2 Power Supply Units Bundle <ul style="list-style-type: none"> • Includes 2 BF Power Supplies (R9F73A) with no additional open PS slots • Includes 6 BF Fan Tray Bundles (R9F69A) with no additional open FT Slots • Must select 4 Post Rack Kit (R9F59A) • Min=0 \ Max= 48 SFP/SFP+/SFP28 1/10/25G Transceivers • Min=0 \ Max = 8 QSFP+/QSFP28 40/100G Transceivers • QSA28 Adapter Min=0 \ Max=8, ports 49-56 (rule8) • 1U - Height 	R9F65A
	HPE Aruba Networking CX 8325-48Y8C Power-to-Port Airflow 6 Fans 2 Power Supply Units Bundle 220v <ul style="list-style-type: none"> • C13 PDU Jumper Cord (NA/MEX/TW/JP) (JL697A C13 PDU cord) 	R9F65A#B2B
	HPE Aruba Networking CX 8325-48Y8C Power-to-Port Airflow 6 Fans 2 Power Supply Units Bundle PDU <ul style="list-style-type: none"> • C13 PDU Jumper Cord (ROW) (JL697A C13 PDU cord) 	R9F65A#B2C
	HPE Aruba Networking CX 8325-48Y8C Power-to-Port Airflow 6 Fans 2 Power Supply Units Bundle 220v <ul style="list-style-type: none"> • HPE 2.3m C13 to NEMA 6-15P Pwr Cord(J9936A) 	R9F65A#B2E

HPE Aruba Networking Data Center Networking Solution for HPE

	HPE Aruba Networking CX 8325-48Y8C Power-to-Port Airflow 6 Fans 2 Power Supply Units Bundle NoLoc	R9F65A#AC3
	<ul style="list-style-type: none"> No Localized Power Cord Selected. Use J9955A to obtain a Locking Plug Power Cord (L6-20P) 	
4, 5, 6, 7, 8, 9	HPE Aruba Networking CX 8325-32C Port-to-Power Airflow 6 Fans 2 Power Supply Units Bundle	R9F66A
	<ul style="list-style-type: none"> Includes 2 FB Power Supplies (R9F72A) with no additional open PS slots Includes 6 FB Fan Tray Bundles (R9F70A) with no additional open FT Slots Must select 4 Post Rack Kit (R9F59A) Min=0 \ Max = 32 QSFP+/QSFP28 40/100G Transceivers QSA28 Adapter Min=0 \ Max=32, ports 1-32 (rule8) 1U - Height 	
	HPE Aruba Networking CX 8325-32C Port-to-Power Airflow 6 Fans 2 Power Supply Units Bundle PDU	R9F66A#B2B
	<ul style="list-style-type: none"> C13 PDU Jumper Cord (NA/MEX/TW/JP) (JL697A C13 PDU cord) 	
	HPE Aruba Networking CX 8325-32C Port-to-Power Airflow 6 Fans 2 Power Supply Units Bundle PDU	R9F66A#B2C
	<ul style="list-style-type: none"> C13 PDU Jumper Cord (ROW) (JL697A C13 PDU cord) 	
	HPE Aruba Networking CX 8325-32C Port-to-Power Airflow 6 Fans 2 Power Supply Units Bundle 220v	R9F66A#B2E
	<ul style="list-style-type: none"> HPE 2.3m C13 to NEMA 6-15P Pwr Cord(J9936A) 	
	HPE Aruba Networking CX 8325-32C Port-to-Power Airflow 6 Fans 2 Power Supply Units Bundle NoLoc	R9F66A#AC3
	<ul style="list-style-type: none"> No Localized Power Cord Selected. Use J9955A to obtain a Locking Plug Power Cord (L6-20P) 	
4, 5, 6, 7, 8, 9	HPE Aruba Networking CX 8325-32C Power-to-Port Airflow 6 Fans 2 Power Supply Units Bundle	R9F67A
	<ul style="list-style-type: none"> Includes 2 BF Power Supplies (R9F73A) with no additional open PS slots Includes 6 BF Fan Tray Bundles (R9F71A) with no additional open FT Slots Must select 4 Post Rack Kit (R9F59A) Min=0 \ Max = 32 QSFP+/QSFP28 40/100G Transceivers QSA28 Adapter Min=0 \ Max=32, ports 1-32 (rule8) 1U - Height 	
	HPE Aruba Networking CX 8325-32C Power-to-Port Airflow 6 Fans 2 Power Supply Units Bundle PDU	R9F67A#B2B
	<ul style="list-style-type: none"> C13 PDU Jumper Cord (NA/MEX/TW/JP) (JL697A C13 PDU cord) 	
	HPE Aruba Networking CX 8325-32C Power-to-Port Airflow 6 Fans 2 Power Supply Units Bundle PDU	R9F67A#B2C
	<ul style="list-style-type: none"> C13 PDU Jumper Cord (ROW) (JL697A C13 PDU cord) 	
	HPE Aruba Networking CX 8325-32C Power-to-Port Airflow 6 Fans 2 Power Supply Units Bundle 220v	R9F67A#B2E
	<ul style="list-style-type: none"> HPE 2.3m C13 to NEMA 6-15P Pwr Cord(J9936A) 	
	HPE Aruba Networking CX 8325-32C Power-to-Port Airflow 6 Fans 2 Power Supply Units Bundle NoLoc	R9F67A#AC3
	<ul style="list-style-type: none"> No Localized Power Cord Selected. Use J9955A to obtain a Locking Plug Power Cord (L6-20P) 	
	DC Bundles	
1, 2, 3, 4, 5, 7, 8	HPE Aruba Networking CX 8325-48Y8C Port-to-Power Airflow 6 Fans 2 DC PSU Switch Bundle	S1D09A
	<ul style="list-style-type: none"> Includes 2 FB Power Supplies (S1D13A) with no additional open PS slots Includes 6 FB Fan Tray Bundles (JL628A) with no additional open FT Slots Must select a Rack Kit Min=0 \ Max= 48 SFP/SFP+/SFP28 1/10/25G Transceivers 	

HPE Aruba Networking Data Center Networking Solution for HPE

	<ul style="list-style-type: none"> • Min=0 \ Max = 8 QSFP+/QSFP28 40/100G Transceivers • QSA28 Adapter Min=0 \ Max=8, ports 49-56 (rule8) • 1U - Height 	
1, 2, 3, 4, 5, 7, 8	HPE Aruba Networking CX 8325-48Y8C Power-to-Port Airflow 6 Fans 2 DC PSU Switch Bundle	S1D10A
	<ul style="list-style-type: none"> • Includes 2 BF Power Supplies (S1D14A) with no additional open PS slots • Includes 6 BF Fan Tray Bundles (JL629A) with no additional open FT Slots • Must select a Rack Kit • Min=0 \ Max= 48 SFP/SFP+/SFP28 1/10/25G Transceivers • Min=0 \ Max = 8 QSFP+/QSFP28 40/100G Transceivers • QSA28 Adapter Min=0 \ Max=8, ports 49-56 (rule8) • 1U - Height 	
4, 5, 7, 8	HPE Aruba Networking CX 8325-32C Port-to-Power Airflow 6 Fans 2 DC PSU Switch Bundle	S1D11A
	<ul style="list-style-type: none"> • Includes 2 FB Power Supplies (S1D13A) with no additional open PS slots • Includes 6 FB Fan Tray Bundles (JL630A) with no additional open FT Slots • Must select a Rack Kit • Min=0 \ Max = 32 QSFP+/QSFP28 40/100G Transceivers • QSA28 Adapter Min=0 \ Max=32, ports 1-32 (rule8) • 1U - Height 	
4, 5, 7, 8	HPE Aruba Networking CX 8325-32C Power-to-Port Airflow 6 Fans 2 DC PSU Switch Bundle	S1D12A
	<ul style="list-style-type: none"> • Includes 2 BF Power Supplies (S1D14A) with no additional open PS slots • Includes 6 BF Fan Tray Bundles (JL631A) with no additional open FT Slots • Must select a Rack Kit • Min=0 \ Max = 32 QSFP+/QSFP28 40/100G Transceivers • QSA28 Adapter Min=0 \ Max=32, ports 1-32 (rule8) • 1U - Height 	

Configuration Rules

Rule #	Description	
1	The following Transceivers install into this Switch: (Use OD1 or B01 quoted to switch if switch is CTO) - if applicable:	
	HPE Aruba Networking 1G SFP LC SX 500m OM2 MMF Transceiver	R9F86A
	HPE Aruba Networking 1G SFP LC LX 10km SMF Transceiver	J4859D
	HPE Aruba Networking 1G SFP LC LH 70km SMF Transceiver	J4860D
	HPE Aruba Networking 1G SFP RJ45 T 100m Cat5e Transceiver	R9F87A
	HPE Aruba Networking 1G SFP LC SX 500m MMF TAA Transceiver	R9Q43A
	HPE Aruba Networking 1G SFP LC LX 10km SMF TAA Transceiver	R9Q44A
	HPE Aruba Networking 1G SFP RJ45 T 100m Cat5e TAA Transceiver	R9Q45A
	HPE BladeSystem CClass Virtual Connect 1G SFP RJ45 Transceiver	453154-B21
	HPE Networking X120 1G SFP RJ45 T Transceiver	JD089B
2	The following Transceivers install into this Switch: (Use OD1 quoted to switch if switch is CTO) - if applicable:	
	HPE Aruba Networking 10GBASE-T SFP+ RJ45 30m Cat6A Transceiver	R9F85A
	HPE Aruba Networking 10G SFP+ LC SR 300m OM3 MMF Transceiver	R9F82A
	HPE Aruba Networking 10G SFP+ LC LR 10km SMF Transceiver	J9151E
	HPE Aruba Networking 10G SFP+ LC ER 40km SMF Transceiver	J9153D
	HPE Aruba Networking 10G SFP+ LC SR 300m MMF TAA Transceiver	R9Q46A
	HPE Aruba Networking 10G SFP+ LC LR 10km SMF TAA Transceiver	R9Q47A
	HPE Aruba Networking 10G SFP+ to SFP+ 1m Direct Attach Copper Cable	R9F83A
	HPE Aruba Networking 10G SFP+ to SFP+ 3m Direct Attach Copper Cable	R9F84A
	HPE BladeSystem c-Class 10GbE SFP+ to SFP+ 3m Direct Attach Copper Cable	487655-B21
	HPE BladeSystem c-Class 10GbE SFP+ to SFP+ 5m Direct Attach Copper Cable	537963-B21
	HPE Networking X240 10G SFP+ SFP+ 5m DAC Cable	JG081C

HPE Aruba Networking Data Center Networking Solution for HPE

	HPE Networking X130 10G SFP+ LC SR Transceiver	JD092B
	HPE 10GbE SFP+ SR Multi-mode 300m Transceiver	Q6M30A
	HPE BladeSystem c-Class 10Gb SFP+ SR Transceiver	455883-B21
	HPE 10Gb SFP+ Short Wave 1-pack Pull Tab Optical Transceiver	Q2P65A
3	The following Transceivers install into this Switch: (Use OD1 or B01 quoted to switch if switch is CTO) - if applicable:	
	HPE Aruba Networking 25G SFP28 LC SR 100m MMF Transceiver	JL484A
	HPE Aruba Networking 25G SFP28 LC SR 100m MMF Transceiver	R9F89A
	HPE Aruba Networking 25G SFP28 LC eSR 400m MMF Transceiver	R9F90A
	HPE Aruba Networking 25G SFP28 LC LR 10km SMF Transceiver	JL486A
	HPE Aruba Networking 25G SFP28 to SFP28 0.65m Direct Attach Copper Cable	R9F91A
	HPE Aruba Networking 25G SFP28 to SFP28 3m Direct Attach Copper Cable	R9F92A
	HPE Aruba Networking 25G SFP28 to SFP28 5m Direct Attach Copper Cable	R9F93A
	HPE Aruba Networking 25G SFP28 to SFP28 3m Active Optical Cable	R9F94A
	HPE Aruba Networking 25G SFP28 to SFP28 7m Active Optical Cable	R9F95A
	HPE Aruba Networking 25G SFP28 to SFP28 15m Active Optical Cable	R9F96A
	HPE 25Gb SFP28 to SFP28 3m Direct Attach Copper Cable	844477-B21
	HPE 25GbE SFP28 to SFP28 5m Smart Active Optical Cable	Q9S68A
	HPE 25GbE SFP28 to SFP28 15m Smart Active Optical Cable	Q9S70A
	HPE 25Gb SFP28 SR 30m Transceiver	R0R42A
	HPE Networking X190 25G SFP28 LC SR 100m MM Transceiver	JL293A
	HPE 25Gb SFP28 Short Wave Extended Temperature 1-pack Pull Tab Optical Transceiver	Q2P64B
	HPE 25Gb SFP28 SR 100m Transceiver	845398-B21
4	The following Transceivers install into this Switch: (Use OD1 or B01 quoted to switch if switch is CTO) - if applicable:	
	HPE Aruba Networking 40G QSFP+ LC ER4 40km SMF Transceiver	Q9G82A
	HPE Aruba Networking 40G QSFP+ MPO SR4 Transceiver	R9F97A
	HPE Networking X14-2 40G QSFP+ LC LR4 SM Transceiver	JH232A
	HPE Aruba Networking 40G QSFP+ MPO eSR4 300M Transceiver	R9F98A
	HPE Aruba Networking 40G QSFP+ LC Bidirectional 150m MMF 2-strand Transceiver	R9G02A
	HPE Aruba Networking 40G QSFP+ to QSFP+ 1m Direct Attach Copper Cable	R9F99A
	HPE Aruba Networking 40G QSFP+ to QSFP+ 3m Direct Attach Copper Cable	R9G00A
	HPE Aruba Networking 40G QSFP+ to QSFP+ 5m Direct Attach Copper Cable	R9G01A
	HPE Aruba Networking 40G QSFP+ to QSFP+ 7m Active Optical Cable	R9G03A
	HPE Aruba Networking 40G QSFP+ to QSFP+ 15m Active Optical Cable	R9G04A
	HPE Aruba Networking 40G QSFP+ to QSFP+ 30m Active Optical Cable	R9G05A
	HPE BladeSystem c-Class 40G QSFP+ to 4x10G SFP+ 3m Direct Attach Copper Splitter Cable	721064-B21
	HPE Networking Comware X240 40G QSFP+ to 4x10G SFP+ 3m Direct Attach Copper Splitter Cable	JG330A
	HPE Networking Comware X240 40G QSFP+ to 4x10G SFP+ 5m Direct Attach Copper Splitter Cable	JG331A
	HPE BladeSystem c-Class 40G QSFP+ to QSFP+ 15m Active Optical Cable	720211-B21
	HPE 40GbE QSFP+ to 4x10GbE SFP+ 5m Active Optical Cable	Q9S66A
5	The following Transceivers install into this Switch: (Use OD1 or B01 quoted to switch if switch is CTO) - if applicable:	
	HPE Aruba Networking 100G QSFP28 LC ER4L 40km SMF Transceiver	JL743A
	HPE Aruba Networking 100G QSFP28 MPO SR4 MMF Transceiver	R9F75A
	HPE Aruba Networking 100G QSFP28 LC LR4 10km SMF 2-strand Transceiver	JL310A
	HPE Aruba Networking 100G QSFP28 LC CWDM4 2km SMF Transceiver	R0Z30A
	HPE 100Gb QSFP28 Bidirectional Transceiver	845972-B21
	HPE Aruba Networking 100G QSFP28-QSFP28 3m Direct Attach Copper Cable	R9F74A
	HPE Aruba Networking 100G QSFP28 to QSFP28 1m Direct Attach Copper Cable	R9F77A
	HPE Aruba Networking 100G QSFP28 to QSFP28 5m Direct Attach Copper Cable	R9F78A
	HPE 100Gb QSFP28 to 4x25Gb SFP28 3m Direct Attach Copper Cable	845416-B21

HPE Aruba Networking Data Center Networking Solution for HPE

	HPE Aruba Networking 100G QSFP28 to QSFP28 2m Active Optical Cable	R9F76A
	HPE Aruba Networking 100G QSFP28 to QSFP28 7m Active Optical Cable	R9F79A
	HPE Aruba Networking 100G QSFP28 to QSFP28 15m Active Optical Cable	R9F80A
	HPE Aruba Networking 100G QSFP28 to QSFP28 30m Active Optical Cable	R9F81A
	HPE QSFP28 to 4x25Gb SFP28 7m Active Optical Cable	845420-B21
	HPE QSFP28 to 4x25Gb SFP28 15m Active Optical Cable	845424-B21
	HPE QSFP28 to SFP28 Adapter	845970-B21
	HPE Networking X240 100G QSFP28 1m DAC Cable	JL271A
	HPE Networking X240 100G QSFP28 3m DAC Cable	JL272A
	HPE 100Gb QSFP28 to QSFP28 3m Direct Attach Copper Cable	845406-B21
	HPE 100Gb QSFP28 to QSFP28 5m Direct Attach Copper Cable	845408-B21
	HPE Networking X240 100G QSFP28 5m DAC Cable	JL273A
	HPE Networking X240 QSFP28 4xSFP28 5m Direct Attach Copper Cable	JL284A
	HPE 100GbE QSFP28 to QSFP28 5m Active Optical Cable	Q9S71A
	HPE 100GbE QSFP28 SR4 100m Transceiver	Q2F19A
	HPE 100Gb QSFP28 MPO SR4 100m Transceiver	845966-B21
6	OCA Only: Required Custom Choice (Min1/Max1)	
	<ul style="list-style-type: none"> • Switch/Router/Power Supply to PDU Power Cord - B2B in North America, Mexico, Taiwan, and Japan or B2C ROW. (OCA Default B2B or B2C for Rack Level CTO) • Switch/Router/Power Supply to Wall Power Cord - Localized Option (OCA Default for BTO) • High Volt Switch/Router/Power Supply to Wall Power Cord - B2E Option. (Offered only in North America, Mexico, Taiwan, and Japan) • No Power Cord - AC3 Option 	
7	If the CTO Switch Chassis needs to be racked, Then the CTO Base Model needs to integrate (with OD1) to the HPE Network Rack.	
8	If qty1 of the following QSA28 Adapter(845970-B21) is selected, then increase max SFP28 Port qty by 1 and allow user selection of the following SFP Transceivers. Refer to qty and port restrictions for individual Switch in the "Additional Info" sections: (Use #OD1 for this XCVR Adapter since switch is factory racked)	
	HPE Aruba Networking 10G SFP+ LC SR 300m OM3 MMF Transceiver	R9F82A
	HPE Aruba Networking 10G SFP+ LC LR 10km SMF Transceiver	J9151E
	HPE Aruba Networking 10G SFP+ LC ER 40km SMF Transceiver	J9153D
	HPE Aruba Networking 10G SFP+ LC SR 300m MMF TAA Transceiver	R9Q46A
	HPE Aruba Networking 10G SFP+ LC LR 10km SMF TAA Transceiver	R9Q47A
	HPE Aruba Networking 25G SFP28 LC SR 100m MMF Transceiver	R9F89A
	HPE Aruba Networking 25G SFP28 LC eSR 400m MMF Transceiver	R9F90A
	HPE Aruba Networking 25G SFP28 LC LR 10km SMF Transceiver	JL486A
9	Unbuildable/FAN required, generates CFGU: If order is quoted for India and contains "#B2C" Option, then Display the following: For BTO shipments to India: Please replace <Base Model>#B2C option with <Base Model>#AC3 in the Bill of Materials and add the appropriate INDIA PDU Power Cord below via Ad-Hoc: JL671A - HPE 2.0m C13 to C14 PDU IN Power Cord JL672A - HPE 2.5m C15 to C14 PDU IN Power Cord JL673A - HPE 2.5m C19 to C20 PDU IN Power Cord For Factory Integration of Power Cord, please add "#OD1" to the Power Cord Sku suffix. (Ex. JL671A#OD1)	
Notes:	Locking Power Cord (J9955A) L6-20P is available through the OCA Accessories tab	

HPE Aruba Networking Data Center Networking Solution for HPE

Transceivers

SFP Transceivers

Rule #	Description	SKU
	HPE Aruba Networking 1G SFP LC SX 500m OM2 MMF Transceiver	R9F86A
	HPE Aruba Networking 1G SFP LC LX 10km SMF Transceiver	J4859D
1	HPE Aruba Networking 1G SFP LC LH 70km SMF Transceiver	J4860D
	HPE Aruba Networking 1G SFP RJ45 T 100m Cat5e Transceiver	R9F87A
	HPE Aruba Networking 1G SFP LC SX 500m MMF TAA Transceiver	R9Q43A
1	HPE Aruba Networking 1G SFP LC LX 10km SMF TAA Transceiver	R9Q44A
1	HPE Aruba Networking 1G SFP RJ45 T 100m Cat5e TAA Transceiver	R9Q45A
1	HPE BladeSystem CClass Virtual Connect 1G SFP RJ45 Transceiver	453154-B21
	HPE Networking X120 1G SFP RJ45 T Transceiver	JD089B

Configuration Rules

Rule #	Description
1	<ul style="list-style-type: none"> min 0 // max 32 of this XCVR can be installed into the following Switches: R9F64A, R9F65A, S1D09A, S1D10A Max of 32 RJ45 XCVRs in either the R9F64A/R9F65A/S1D09A/S1D10A and can be installed into ports 1-48 excluding 3rd row of ports.

SFP+ Transceivers

Rule #	Description	SKU
1	HPE Aruba Networking 10GBASE-T SFP+ RJ45 30m Cat6A Transceiver	R9F85A
	HPE Aruba Networking 10G SFP+ LC SR 300m OM3 MMF Transceiver	R9F82A
	HPE Aruba Networking 10G SFP+ LC LR 10km SMF Transceiver	J9151E
	HPE Aruba Networking 10G SFP+ LC ER 40km SMF Transceiver	J9153D
	HPE Aruba Networking 10G SFP+ LC SR 300m MMF TAA Transceiver	R9Q46A
	HPE Aruba Networking 10G SFP+ LC LR 10km SMF TAA Transceiver	R9Q47A
	HPE Aruba Networking 10G SFP+ to SFP+ 1m Direct Attach Copper Cable	R9F83A
	HPE Aruba Networking 10G SFP+ to SFP+ 3m Direct Attach Copper Cable	R9F84A
	HPE BladeSystem c-Class 10GbE SFP+ to SFP+ 3m Direct Attach Copper Cable	487655-B21
	HPE BladeSystem c-Class 10GbE SFP+ to SFP+ 5m Direct Attach Copper Cable	537963-B21
	HPE Networking X240 10G SFP+ SFP+ 5m DAC Cable	JG081C
	HPE Networking X130 10G SFP+ LC SR Transceiver	JD092B
	HPE 10GbE SFP+ SR Multi-mode 300m Transceiver	Q6M30A
	HPE BladeSystem c-Class 10Gb SFP+ SR Transceiver	455883-B21
	HPE 10Gb SFP+ Short Wave 1-pack Pull Tab Optical Transceiver	Q2P65A

Configuration Rules

Rule #	Description
1	<ul style="list-style-type: none"> min 0 // max 12 XCVRs (R9F85A) can be installed into the following Switches: R9F64A, R9F65A R9F85A Max of 12 in either the R9F64A/R9F65A and only allowed in ports 1-17 excluding 3rd row of ports.

SFP28 Transceivers

Rule #	Description	SKU
	HPE Aruba Networking 25G SFP28 LC SR 100m MMF Transceiver	R9F89A
	HPE Aruba Networking 25G SFP28 LC eSR 400m MMF Transceiver	R9F90A
	HPE Aruba Networking 25G SFP28 LC LR 10km SMF Transceiver	JL486A
	HPE Aruba Networking 25G SFP28 to SFP28 0.65m Direct Attach Copper Cable	R9F91A
	HPE Aruba Networking 25G SFP28 to SFP28 3m Direct Attach Copper Cable	R9F92A
	HPE Aruba Networking 25G SFP28 to SFP28 5m Direct Attach Copper Cable	R9F93A
	HPE Aruba Networking 25G SFP28 to SFP28 3m Active Optical Cable	R9F94A
	HPE Aruba Networking 25G SFP28 to SFP28 7m Active Optical Cable	R9F95A
	HPE Aruba Networking 25G SFP28 to SFP28 15m Active Optical Cable	R9F96A
	HPE 25Gb SFP28 to SFP28 3m Direct Attach Copper Cable	844477-B21
	HPE 25Gb SFP28 to SFP28 5m Direct Attach Copper Cable	844480-B21

HPE Aruba Networking Data Center Networking Solution for HPE

HPE 25GbE SFP28 to SFP28 5m Smart Active Optical Cable	Q9S68A
HPE 25GbE SFP28 to SFP28 15m Smart Active Optical Cable	Q9S70A
HPE 25Gb SFP28 SR 30m Transceiver	R0R42A
HPE Networking X190 25G SFP28 LC SR 100m MM Transceiver	JL293A
HPE 25Gb SFP28 Short Wave Extended Temperature 1-pack Pull Tab Optical Transceiver	Q2P64B
HPE 25Gb SFP28 SR 100m Transceiver	845398-B21

Configuration Rules

Rule

Description

Notes:

- The 48 x SFP28 Ports function in port groups of 12 ports. Each port group must operate at the same speed (ie. Group 1 = qty12 of 1G or 10G or 25G transceivers).
 - Group 1 = ports 1-12
 - Group 2 = ports 13-24
 - Group 3 = ports 25-36
 - Group 4 = ports 37-48

QSFP+ Transceivers

Rule

Description

SKU

HPE Aruba Networking 40G QSFP+ LC ER4 40km SMF Transceiver	Q9G82A
HPE Aruba Networking 40G QSFP+ MPO SR4 Transceiver	R9F97A
HPE Networking X142 40G QSFP+ LC LR4 SM Transceiver	JH232A
HPE Aruba Networking 40G QSFP+ MPO eSR4 300M Transceiver	R9F98A
HPE Aruba Networking 40G QSFP+ LC Bidirectional 150m MMF 2-strand Transceiver	R9G02A
HPE Aruba Networking 40G QSFP+ to QSFP+ 1m Direct Attach Copper Cable	R9F99A
HPE Aruba Networking 40G QSFP+ to QSFP+ 3m Direct Attach Copper Cable	R9G00A
HPE Aruba Networking 40G QSFP+ to QSFP+ 5m Direct Attach Copper Cable	R9G01A
HPE Aruba Networking 40G QSFP+ to QSFP+ 7m Active Optical Cable	R9G03A
HPE Aruba Networking 40G QSFP+ to QSFP+ 15m Active Optical Cable	R9G04A
HPE Aruba Networking 40G QSFP+ to QSFP+ 30m Active Optical Cable	R9G05A
HPE BladeSystem c-Class 40G QSFP+ to 4x10G SFP+ 3m Direct Attach Copper Splitter Cable	721064-B21
HPE Networking Comware X240 40G QSFP+ to 4x10G SFP+ 3m Direct Attach Copper Splitter Cable	JG330A
HPE Networking Comware X240 40G QSFP+ to 4x10G SFP+ 5m Direct Attach Copper Splitter Cable	JG331A
HPE BladeSystem c-Class 40G QSFP+ to QSFP+ 15m Active Optical Cable	720211-B21
HPE 40GbE QSFP+ to 4x10GbE SFP+ 5m Active Optical Cable	Q9S66A

QSFP28 Transceivers

Rule

Description

SKU

1 HPE Aruba Networking 100G QSFP28 LC ER4L 40km SMF Transceiver	JL743A
HPE Aruba Networking 100G QSFP28 MPO SR4 MMF Transceiver	R9F75A
HPE Aruba Networking 100G QSFP28 LC LR4 10km SMF 2-strand Transceiver	JL310A
HPE Aruba Networking 100G QSFP28 LC CWDM4 2km SMF Transceiver	R0Z30A
HPE 100Gb QSFP28 Bidirectional Transceiver	845972-B21
HPE Aruba Networking 100G QSFP28-QSFP28 3m Direct Attach Copper Cable	R9F74A
HPE Aruba Networking 100G QSFP28 to QSFP28 1m Direct Attach Copper Cable	R9F77A
HPE Aruba Networking 100G QSFP28 to QSFP28 5m Direct Attach Copper Cable	R9F78A
HPE 100Gb QSFP28 to 4x25Gb SFP28 3m Direct Attach Copper Cable	845416-B21
HPE Aruba Networking 100G QSFP28 to QSFP28 2m Active Optical Cable	R9F76A
HPE Aruba Networking 100G QSFP28 to QSFP28 7m Active Optical Cable	R9F79A
HPE Aruba Networking 100G QSFP28 to QSFP28 15m Active Optical Cable	R9F80A
HPE Aruba Networking 100G QSFP28 to QSFP28 30m Active Optical Cable	R9F81A
HPE QSFP28 to 4x25Gb SFP28 7m Active Optical Cable	845420-B21
HPE QSFP28 to 4x25Gb SFP28 15m Active Optical Cable	845424-B21
HPE Networking X240 100G QSFP28 1m DAC Cable	JL271A
HPE Networking X240 100G QSFP28 3m DAC Cable	JL272A
HPE 100Gb QSFP28 to QSFP28 3m Direct Attach Copper Cable	845406-B21
HPE 100Gb QSFP28 to QSFP28 5m Direct Attach Copper Cable	845408-B21

HPE Aruba Networking Data Center Networking Solution for HPE

	HPE Networking X240 100G QSFP28 5m DAC Cable	JL273A
	HPE Networking X240 QSFP28 4xSFP28 5m Direct Attach Copper Cable	JL284A
	HPE 100GbE QSFP28 to QSFP28 5m Active Optical Cable	Q9S71A
	HPE 100GbE QSFP28 SR4 100m Transceiver	Q2F19A
	HPE 100Gb QSFP28 MPO SR4 100m Transceiver	845966-B21
	QSA28 Adapter	
2	HPE QSFP28 to SFP28 Adapter	845970-B21
	Configuration Rules	
Rule #	Description	
1	<ul style="list-style-type: none"> – min 0 // max 4 XCVRs (JL743A) can be installed into the following Switches: R9F64A, R9F65A, R9F66A, R9F67A, S1D09A, S1D10A, S1D11A, S1D12A. – OCA Display Notes: <ul style="list-style-type: none"> ○ JL743A Max of 4 in either the R9F64A/R9F65A and only allowed in ports 49, 51, 53, 55. ○ JL743A Max of 4 in either the R9F66A/R9F67A and only allowed in ports 29-32. 	
2	If selecting the 845970-B21 - QSFP28 to SFP28 Adapter, then see HPE Aruba Networking Transceiver Guide for details.	

Cables

Multi-Mode Cables

HPE LC to LC Multi-mode OM3 2-Fiber 0.5m 1-Pack Fiber Optic Cable	AJ833A
HPE LC to LC Multi-mode OM3 2-Fiber 1.0m 1-Pack Fiber Optic Cable	AJ834A
HPE LC to LC Multi-mode OM3 2-Fiber 2.0m 1-Pack Fiber Optic Cable	AJ835A
HPE LC to LC Multi-mode OM3 2-Fiber 5.0m 1-Pack Fiber Optic Cable	AJ836A
HPE LC to LC Multi-mode OM3 2-Fiber 15.0m 1-Pack Fiber Optic Cable	AJ837A
HPE LC to LC Multi-mode OM3 2-Fiber 30.0m 1-Pack Fiber Optic Cable	AJ838A
HPE LC to LC Multi-mode OM3 2-Fiber 50.0m 1-Pack Fiber Optic Cable	AJ839A
HPE Premier Flex LC/LC Multi-mode OM4 2 Fiber 1m Cable	QK732A
HPE Premier Flex LC/LC Multi-mode OM4 2 Fiber 2m Cable	QK733A
HPE Premier Flex LC/LC Multi-mode OM4 2 Fiber 5m Cable	QK734A
HPE Premier Flex LC/LC Multi-mode OM4 2 Fiber 15m Cable	QK735A
HPE Premier Flex LC/LC Multi-mode OM4 2 Fiber 30m Cable	QK736A
HPE Premier Flex LC/LC Multi-mode OM4 2 Fiber 50m Cable	QK737A
HPE 5m Single-Mode LC/LC Fibre Channel Cable	AK346A

MPO Cables

HPE Multi Fiber Push On to 4 x Lucent Connector 5m Cable	K2Q46A
HPE Multi Fiber Push On to 4 x Lucent Connector 15m Cable	K2Q47A
HPE Premier Flex MPO/MPO Multi-mode OM4 12 Fiber 10m Cable	QK729A
HPE Premier Flex MPO/MPO Multi-mode OM4 8 Fiber 50m Cable	QK731A
HPE Premier Flex MPO/MPO OM4 100m Cable	H6Z30A
HPE Premier Flex MPO/MPO Multi-mode OM4 12 Fiber 1m Cable	Q1H63A
HPE Premier Flex MPO/MPO Multi-mode OM4 12 Fiber 2m Cable	Q1H64A
HPE Premier Flex MPO/MPO Multi-mode OM4 12 Fiber 5m Cable	Q1H65A
HPE Premier Flex MPO/MPO Multi-mode OM4 12 Fiber 15m Cable	Q1H66A
HPE Premier Flex MPO/MPO Multi-mode OM4 12 Fiber 30m Cable	Q1H67A
HPE Premier Flex MPO to 4xLC 30m Cbl	Q1H68A
HPE Premier Flex MPO to 4 x Lucent Connector 50m Cable	Q1H69A

HPE Aruba Networking Data Center Networking Solution for HPE

HPE Premier Flex MPO12 to MPO12 APC Single-mode 50m 1-pack Cable	R6F28A
HPE Premier Flex MPO12 to MPO12 APC Single-mode 100m 1-pack Cable	R6F29A
HPE Premier Flex MPO12 to MPO12 APC Single-mode 300m 1-pack Cable	R6F30A
HPE Premier Flex MPO12 to MPO12 APC Single-mode 500m 1-pack Cable	R6F31A

Switch Options

Rack Mount Kits

For 8325 DC System (std 0 // max 1) User Selection (min 1 // max 1) per enclosure

Rule #	Description	SKU
1	HPE Aruba Networking X472 2-post Rack Kit	JL482C
	HPE Aruba Networking 4-post Rack Kit	R9F59A

Configuration Rules

Rule #	Description
1	If the switch will be factory racked into an HPE Universal Rack, then (Min 1) of the 4 Post Rack Mount kit is required.

India PDU Cable

For 8325 DC (std 0 // max 1) User Selection (min 0 // max 1) per enclosure

HPE Networking 2.0m C13 to C14 PDU India Power Cord	JL671A
<ul style="list-style-type: none"> C13 India PDU Cable for Factory Racked Systems Only 	

Notes: This Power Cord is only available when the #AC3 option is selected for the supported Switch Enclosure and intended for India

Accessories

Spare Items

Rule #	Description	SKU
1, 2	HPE Aruba Networking 8325 650W 100-240VAC Port-to-Power Airflow Power Supply Unit <ul style="list-style-type: none"> Includes 1 x c13, 650w 	R9F72A
	HPE Aruba Networking 8325 650W 100-240VAC Port-to-Power Airflow Power Supply Unit PDU <ul style="list-style-type: none"> C13 PDU Jumper Cord (NA/MEX/TW/JP) (J9943A C15 equivalent) 	R9F72A#B2B
	HPE Aruba Networking 8325 650W 100-240VAC Port-to-Power Airflow Power Supply Unit PDU <ul style="list-style-type: none"> C13 PDU Jumper Cord (ROW) (J9944A C15 equivalent) 	R9F72A#B2C
	HPE Aruba Networking 8325 650W 100-240VAC Port-to-Power Airflow Power Supply Unit 220v <ul style="list-style-type: none"> HPE 2.3m C13 to NEMA 6-15P Pwr Cord(J9936A) 	R9F72A#B2E
	HPE Aruba Networking 8325 650W 100-240VAC Port-to-Power Airflow Power Supply Unit NoLoc <ul style="list-style-type: none"> No Localized Power Cord Selected. Use J9955A to obtain a Locking Plug Power Cord (L6-20P) 	R9F72A#AC3
1, 2	HPE Aruba Networking 8325 650W 100-240VAC Power-to-Port Airflow Power Supply Unit <ul style="list-style-type: none"> Includes 1 x c13, 650w 	R9F73A
	HPE Aruba Networking 8325 650W 100-240VAC Power-to-Port Airflow Power Supply Unit PDU <ul style="list-style-type: none"> C13 PDU Jumper Cord (NA/MEX/TW/JP) (J9943A C15 equivalent) 	R9F73A#B2B
	HPE Aruba Networking 8325 650W 100-240VAC Power-to-Port Airflow Power Supply Unit PDU <ul style="list-style-type: none"> C13 PDU Jumper Cord (ROW) (J9944A C15 equivalent) 	R9F73A#B2C
	HPE Aruba Networking 8325 650W 100-240VAC Power-to-Port Airflow Power Supply Unit 220v <ul style="list-style-type: none"> HPE 2.3m C13 to NEMA 6-15P Pwr Cord(J9936A) 	R9F73A#B2E
	HPE Aruba Networking 8325 650W 100-240VAC Power-to-Port Airflow Power Supply Unit NoLoc	R9F73A#AC3

HPE Aruba Networking Data Center Networking Solution for HPE

- No Localized Power Cord Selected. Use J9955A to obtain a Locking Plug Power Cord (L6-20P)

HPE Aruba Networking 8325 850W 48VDC Port-to-Power Airflow Power Supply Unit	S1D13A
HPE Aruba Networking 8325 850W 48VDC Power-to-Port Airflow Power Supply Unit	S1D14A
HPE Aruba Networking 8325-48Y8C Port-to-Power Airflow Fan	R9F68A
HPE Aruba Networking 8325-48Y8C Power-to-Port Airflow Fan	R9F69A
HPE Aruba Networking 8325-32C Port-to-Power Airflow Fan	R9F70A
HPE Aruba Networking 8325-32C Power-to-Port Airflow Fan	R9F71A
HPE Aruba Networking 4-post Rack Kit	R9F59A
HPE Aruba Networking RJ45 to DB9 Console Cable	R9F58A

Configuration Rules

Rule #	Description
1	Localization required on orders without B2B, B2C, B2E or AC3 options.
2	Unbuildable/FAN required, generates CFGU: If order is quoted for India and contains "#B2C" Option, then Display the following: For BTO shipments to India: Please replace <Base Model>#B2C option with <Base Model>#AC3 in the Bill of Materials and add the appropriate INDIA PDU Power Cord below via Ad-Hoc: JL671A - HPE 2.0m C13 to C14 PDU IN Power Cord JL672A - HPE 2.5m C15 to C14 PDU IN Power Cord JL673A - HPE 2.5m C19 to C20 PDU IN Power Cord For Factory Integration of Power Cord, please add "#0D1" to the Power Cord Sku suffix. (Ex. JL671A#0D1)

Notes:

- Drop down under power supply should offer the following options and results:
 - Switch/Router/Power Supply to PDU Power Cord - #B2B in North America, Mexico, Taiwan, and Japan or #B2C ROW. (OCA Default B2B or B2C for Rack Level CTO)
 - Switch/Router/Power Supply to Wall Power Cord - Localized Option (OCA Default for BTO)
 - High Volt Switch/Router/Power Supply to Wall Power Cord - #B2E Option. (Offered only in North America, Mexico, Taiwan, and Japan)
 - No Power Cord - #AC3 Option
- Locking Power Cord (J9955A) L6-20P is available in the Accessories tab
- 2 Power Supply is included with the Switch Bundle

Software

Remarks	Description	SKU
	NetEdit	
	HPE Aruba Networking NetEdit Single Node 1-year Subscription E-STU	R9G36AAE
	HPE Aruba Networking NetEdit Single Node 3-year Subscription E-STU	R9G37AAE
	HPE Aruba Networking Fabric Composer	
	HPE Aruba Networking Fabric Composer Device Management Service Tier 4 Switch 1y Subscription E-STU	R9G26AAE
	HPE Aruba Networking Fabric Composer Device Management Service Tier 4 Switch 3y Subscription E-STU	R9G27AAE
	HPE Aruba Networking Fabric Composer Device Management Service Tier 4 Switch 5y Subscription E-STU	R9G28AAE

HPE Aruba Networking Data Center Networking Solution for HPE

HPE Aruba Networking 8325-48Y8C Port-to-Power Airflow 6 Fans 2 Power Supply Units Bundle (R9F64A)		
I/O ports and slots	Supports 48 ports of 1G/10G/25GbE (SFP/SFP+/SFP28) and 8 ports of 40G/100GbE (QSFP+/QSFP28) SFP+ ports (with an optional 10GBASE-T transceiver)	
Power supplies	Field-replaceable, hot-swappable, and up to 2 power supplies.	
Fans	Field-replaceable, hot-swappable, and up to 6 fans.	
Physical characteristics	Dimensions	(H) 4.3 cm x (W) 43.8 cm x (D) 53.6 cm (1.69" x 17.26" x 21.1")
	Weight	10 kg (22.05 lb)
Memory and processor	CPU	2.2GHz
	Memory, drive and Flash	16GB RAM, 64GB SSD, 8GB Flash
	Packet buffer	32MB
Performance	Switching capacity	6.4Tbs
	IPv4 Host Table	120,000
	IPv6 Host Table	52,000
	IPv4 Unicast Routes	131,072
	IPv6 Unicast Routes	32,732
	MAC address table size	98,304
	IGMP Groups	4,094
	MLD Groups	4,094
	IPv4 Multicast Routes	7,000
	IPv6 Multicast Routes	7,000
Environment	Operating temperature	0°C to 40°C (32°F to 104°F) up to 3.0 km (10,000 ft.)
	Operating relative humidity	5% to 95% at 40°C (104°F) non-condensing
	Non-operating temperature	-40°C to 70°C (-40°F to 158°F) up to 4.6 km (15,000 ft.)
	Non-operating/storage relative humidity	5% to 95% @ 65°C (149°F)
	Max operating altitude	Up to 10,000ft (3.048 km)
	Max non-operating altitude	Up to 15,000ft (4.6km)
Electrical characteristics	Primary airflow	Front-to-Back or Back-to-Front
	Frequency	50/60 Hz
	AC voltage	100-240 volts
	Current	6.2A (low voltage) – 3.1A (high voltage)
	Power consumption*	Max: 586 W, 2000 BTU/hr Idle: 209 W, 714 BTU/hr
	Notes: *Power Consumption measured in 40°C thermal chamber considers all supported input voltages specified for each product. Idle measurement is collected with no network traffic or modules, Max measurement is collected under 100% line rate with all network ports populated under worst case power conditions	
Safety	EN/IEC 60950-1:2006 + A11:2009 + A1:2010 + A12:2011 + A2:2013 EN/IEC 62368-1, 2nd. Ed. UL 62368-1, 2rd. Ed. CAN/CSA C22.2 No. 62368-1, 2rd. Ed	

HPE Aruba Networking Data Center Networking Solution for HPE

EMC	EN 55032:2015/CISPR 32, Class A FCC CFR 47 Part 15: 2018 Class A ICES-003 Class A VCCI Class A CNS 13438 Class A KS C 9832 Class A AS/NZS CISPR 32 Class A EN 55035, CISPR 35, KS KS C 9835
NEBs	SR-3580, Level 3, NEBS Criteria Levels GR-1089-CORE, EMC & Electrical Safety GR-63-CORE, Physical Protections ETSI EN 300 386, Class A, EMC ETSI EN 300 019-2-1, Class 1.2, Storage ETSI EN 300 019-2-2, Class 2.3, Transportation ETSI EN 300 019-2-3, Class 3.1 & 3.1E, Stationary Use at Weather Protected Locations ETSI 300 132, Power Supply Interface to Telecom Equipment, -48VDC ETSI ETS 300 753, Acoustic Noise
Lasers	EN60825-1:2014/IEC 60825-1: 2014 Class 1, Class 1 Laser Products/Laser Klasse 1
Management	SNMP RJ-45 serial USB micro USB console RJ-45 Ethernet port
Mounting and enclosure	Mounts in an EIA standard 19-inch rack or other equipment cabinet (2-post or 4-post kit ordered separately); horizontal surface mounting only

HPE Aruba Networking 8325-48Y8C Power-to-Port Airflow 6 Fans 2 Power Supply Units Bundle (R9F65A)		
I/O ports and slots	Supports 48 ports of 1G/10G/25GbE (SFP/SFP+/SFP28) and 8 ports of 40G/100GbE (QSFP+/QSFP28) SFP+ ports (with an optional 10GBASE-T transceiver)	
Power supplies	Field-replaceable, hot-swappable, and up to 2 power supplies. Bundles (R9F64A, R9F65A, R9F66A, and R9F67A) include 2 power supplies.	
Fans	Field-replaceable, hot-swappable, and up to 6 fans. Bundles (R9F64A, R9F65A, R9F66A, and R9F67A) include 6 fans.	
Physical characteristics	Dimensions	(H) 4.3 cm x (W) 43.8 cm x (D) 53.6 cm (1.71" x 17.26" x 21.1")
	Weight	10 kg (22.05 lb)
Memory and processor	CPU	2.2GHz
	Memory, drive and Flash	16GB RAM, 64GB SSD, 8GB Flash Packet buffer: 32MB
Performance	Switching capacity	6.4Tbs
	IPv4 Host Table	120,000
	IPv6 Host Table	52,000
	IPv4 Unicast Routes	131,072
	IPv6 Unicast Routes	32,732
	MAC address table size	98,304
	IGMP Groups	4,094
	MLD Groups	4,094
	IPv4 Multicast Routes	7,000
IPv6 Multicast Routes	7,000	



HPE Aruba Networking Data Center Networking Solution for HPE

Environment	Operating temperature	0°C to 40°C (32°F to 104°F) up to 3.0 km (10,000 ft.)
	Operating relative humidity	5% to 95% at 40°C (104°F) non-condensing
	Non-operating temperature	-40°C to 70°C (-40°F to 158°F) up to 4.6 km (15,000 ft.)
	Non-operating/storage relative humidity	5% to 95% @ 65°C (149°F)
	Max operating altitude	Up to 10,000ft (3.048 km)
	Max non-operating altitude	Up to 15,000ft (4.6km)
	Primary airflow	Front-to-Back or Back-to-Front
Electrical characteristics	Frequency	50/60 Hz
	AC voltage	100-240 volts
	Current	6.2A (low voltage) – 3.1A (high voltage)
	Power consumption*	Max: 586 W, 2000 BTU/hr Idle: 209 W, 714 BTU/hr
	Notes: *Power Consumption measured in 40°C thermal chamber considers all supported input voltages specified for each product. Idle measurement is collected with no network traffic or modules, Max measurement is collected under 100% line rate with all network ports populated under worst case power conditions	
8325 DC Power Bundle Option	Electric characteristics	S1D10A 8325-48Y8C Back-to-Front DC Switch Bundle
	DC Input (nominal)	-48V
	DC input (max range)	-36V to -72V
	Maximum current	14.3A
	Power Consumption	501W
Safety	EN/IEC 60950-1:2006 + A11:2009 + A1:2010 + A12:2011 + A2:2013 EN/IEC 62368-1, 2nd. Ed. UL 62368-1, 2rd. Ed. CAN/CSA C22.2 No. 62368-1, 2rd. Ed	
EMC	EN 55032:2015/CISPR 32, Class A FCC CFR 47 Part 15: 2018 Class A ICES-003 Class A VCCI Class A CNS 13438 Class A KS C 9832 Class A AS/NZS CISPR 32 Class A EN 55035, CISPR 35, KS KS C 9835	
NEBs	SR-3580, Level 3, NEBS Criteria Levels GR-1089-CORE, EMC & Electrical Safety GR-63-CORE, Physical Protections ETSI EN 300 386, Class A, EMC ETSI EN 300 019-2-1, Class 1.2, Storage ETSI EN 300 019-2-2, Class 2.3, Transportation ETSI EN 300 019-2-3, Class 3.1 & 3.1E, Stationary Use at Weather Protected Locations ETSI 300 132, Power Supply Interface to Telecom Equipment, -48VDC ETSI ETS 300 753, Acoustic Noise	
Lasers	EN60825-1:2014/IEC 60825-1: 2014 Class 1 Class 1 Laser Products/Laser Klasse 1	
Management	SNMP RJ-45 serial USB micro USB console RJ-45 Ethernet port	
Mounting and enclosure	Mounts in an EIA standard 19-inch rack or other equipment cabinet (2-post or 4-post kit ordered separately); horizontal surface mounting only	

HPE Aruba Networking Data Center Networking Solution for HPE

HPE Aruba Networking 8325-32C Port-to-Power Airflow 6 Fans 2 Power Supply Units Bundle (R9F66A)		
I/O ports and slots	Supports 32 ports of 40G/100GbE (QSFP+/QSFP28)	
Power supplies	Field-replaceable, hot-swappable, and up to 2 power supplies. Bundles (R9F64A, R9F65A, R9F66A, and R9F67A) include 2 power supplies.	
Fans	Field-replaceable, hot-swappable, and up to 6 fans. Bundles (R9F64A, R9F65A, R9F66A, and R9F67A) include 6 fans.	
Physical characteristics	Dimensions	(H) 4.4 cm x (W) 44.3 cm x (D) 47.3 cm (1.69" x 17.26" x 20.28")
	Weight	10.9 kg (24.0 lb)
Memory and processor	CPU	2.2GHz
	Memory, drive and Flash	16GB RAM, 64GB SSD, 8GB Flash Packet buffer: 32MB
Performance	Switching capacity	6.4Tbs
	IPv4 Host Table	120,000
	IPv6 Host Table	52,000
	IPv4 Unicast Routes	131,072
	IPv6 Unicast Routes	32,732
	MAC address table size	98,304
	IGMP Groups	4,094
	MLD Groups	4,094
	IPv4 Multicast Routes	7,000
	IPv6 Multicast Routes	7,000
Environment	Operating temperature	0°C to 40°C (32°F to 104°F) up to 3.0 km (10,000 ft.)
	Operating relative humidity	5% to 95% at 40°C (104°F) non-condensing
	Non-operating temperature	-40°C to 70°C (-40°F to 158°F) up to 4.6 km (15,000 ft.)
	Non-operating/storage relative humidity	5% to 95% @ 65°C (149°F)
	Max operating altitude	Up to 10,000ft (3.048 km)
	Max non-operating altitude	Up to 15,000ft (4.6km)
	Primary airflow	Front-to-Back or Back-to-Front
Electrical characteristics	Frequency	50/60 Hz
	AC voltage	100-240 volts
	Current	6.2A (low voltage) – 3.1A (high voltage)
	Power consumption*	Max: 618W
	Notes: *Power Consumption measured in 40°C thermal chamber considers all supported input voltages specified for each product. Idle measurement is collected with no network traffic or modules, Max measurement is collected under 100% line rate with all network ports populated under worst case power conditions	
8325 DC power bundle option	Electric characteristics	S1D11A 8325-32C Front-to-Back DC Switch Bundle
	DC Input (nominal)	-48V
	DC input (max range)	-36V to -72V
	Maximum current	16.4A
	Power Consumption	Max: 618 W, 2110 BTU/hr Idle: 143 W, 489 BTU/hr
Safety	EN/IEC 60950-1:2006 + A11:2009 + A1:2010 + A12:2011 + A2:2013 EN/IEC 62368-1, 2nd. Ed. UL 62368-1, 2rd. Ed. CAN/CSA C22.2 No. 62368-1, 2rd. Ed	

HPE Aruba Networking Data Center Networking Solution for HPE

EMC	SR-3580, Level 3, NEBS Criteria Levels GR-1089-CORE, EMC & Electrical Safety GR-63-CORE, Physical Protections ETSI EN 300 386, Class A, EMC ETSI EN 300 019-2-1, Class 1.2, Storage ETSI EN 300 019-2-2, Class 2.3, Transportation ETSI EN 300 019-2-3, Class 3.1 & 3.1E, Stationary Use at Weather Protected Locations ETSI 300 132, Power Supply Interface to Telecom Equipment, -48VDC ETSI ETS 300 753, Acoustic Noise
NEBs	SR-3580, Level 3, NEBS Criteria Levels GR-1089-CORE, EMC & Electrical Safety GR-63-CORE, Physical Protections ETSI EN 300 386, Class A, EMC ETSI EN 300 019-2-1, Class 1.2, Storage ETSI EN 300 019-2-2, Class 2.3, Transportation ETSI EN 300 019-2-3, Class 3.1 & 3.1E, Stationary Use at Weather Protected Locations ETSI 300 132, Power Supply Interface to Telecom Equipment, -48VDC ETSI ETS 300 753, Acoustic Noise
Lasers	EN60825-1:2014/IEC 60825-1: 2014 Class 1 Class 1 Laser Products/Laser Klasse 1
Management	SNMP RJ-45 serial USB micro USB console RJ-45 Ethernet port
Mounting and enclosure	Mounts in an EIA standard 19-inch rack or other equipment cabinet (2-post or 4-post kit ordered separately); horizontal surface mounting only

HPE Aruba Networking 8325-32C Power-to-Port Airflow 6 Fans 2 Power Supply Units Bundle (R9F67A)

I/O ports and slots	Supports 32 ports of 40G/100GbE (QSFP+/QSFP28)	
Power supplies	Field-replaceable, hot-swappable, and up to 2 power supplies. Bundles (R9F64A, R9F65A, R9F66A, and R9F67A) include 2 power supplies.	
Fans	Field-replaceable, hot-swappable, and up to 6 fans. Bundles (R9F64A, R9F65A, R9F66A, and R9F67A) include 6 fans.	
Physical characteristics	Dimensions	(H) 4.4 cm x (W) 44.3 cm x (D) 47.3 cm (1.69" x 17.26" x 20.28")
	Weight	10.9 kg (24.0 lb)
Memory and processor	CPU	2.2GHz
	Memory, drive and Flash	16GB RAM, 64GB SSD, 8GB Flash Packet buffer 32MB
Performance	Switching capacity	6.4Tbs
	IPv4 Host Table	120,000
	IPv6 Host Table	52,000
	IPv4 Unicast Routes	131,072
	IPv6 Unicast Routes	32,732
	MAC address table size	98,304
	IGMP Groups	4,094
	MLD Groups	4,094
	IPv4 Multicast Routes	7,000
IPv6 Multicast Routes	7,000	



HPE Aruba Networking Data Center Networking Solution for HPE

Environment	Operating temperature	0°C to 40°C (32°F to 104°F) up to 3.0 km (10,000 ft.)
	Operating relative humidity	5% to 95% at 40°C (104°F) non-condensing
	Non-operating temperature	-40°C to 70°C (-40°F to 158°F) up to 4.6 km (15,000 ft.)
	Non-operating/storage relative humidity	5% to 95% @ 65°C (149°F)
	Max operating altitude	Up to 10,000ft (3.048 km)
	Max non-operating altitude	Up to 15,000ft (4.6km)
	Primary airflow	Front-to-Back or Back-to-Front
Electrical characteristics	Frequency	50/60 Hz
	AC voltage	100-240 volts
	Current	6.2A (low voltage) – 3.1A (high voltage)
	Power consumption	Max: 618W
8325 DC Power Bundle Option	Electric characteristics	S1D12A 8325-32C Back to Front DC Switch Bundle
	DC Input (nominal)	-48V
	DC input (max range)	-36V to -72V
	Maximum current	16.4A
	Power Consumption	Max: 618 W, 2110 BTU/hr Idle: 143 W, 489 BTU/hr
Safety	EN 60950-1:2006+A11:2009+A1:2010+A12:2011+A2:2013 IEC 60950-1:2005 Ed.2; Am 1:2009+A2:2013, UL 60950-1, CSA 22.2 No 60950-1, EN 60825-1:2007/IEC 60825-1:2007 Class 1	
EMC	EN 55032:2012, Class A EN 55024:2010, EN 61000-3-2:2014, Class A EN 61000-3-3:2013, FCC CFR 47 Part 15:2010, Class A, VCCI Class A CNS 13438	
Lasers	EN60825-1:2014/IEC 60825-1: 2014 Class 1 Class 1 Laser Products/Laser Klasse 1	
Management	SNMP RJ-45 serial USB micro USB console RJ-45 Ethernet port	
Mounting and enclosure	Mounts in an EIA standard 19-inch rack or other equipment cabinet (2-post or 4-post kit ordered separately); horizontal surface mounting only	



Summary of Changes

Date	Version History	Action	Description of Change
05-May-2025	Version 42	Changed	Configuration Information section was updated.
03-Mar-2025	Version 41	Changed	Configuration Information section was updated.
06-Jan-2025	Version 40	Changed	Overview, Standard Features, and Configuration Information sections were updated.
02-Dec-2024	Version 39	Changed	Overview, Standard Features, Configuration Information and summary of changes sections were updated.
07-Oct-2024	Version 38	Changed	Overview, Standard Features, and Configuration Information sections were updated.
03-Sep-2024	Version 37	Changed	Configuration Information section was updated.
08-Apr-2024	Version 36	Changed	Technical Specification section was updated.
01-Apr-2024	Version 35	Changed	Configuration Information section was updated.
04-Dec-2023	Version 34	Changed	Obsolete SKU was removed. Configuration Information section was updated. Series name was updated.
05-Sep-2023	Version 33	Changed	Configuration Information section was updated.
10-Jul-2023	Version 32	Changed	Configuration Information section was updated.
15-May-2023	Version 31	Changed	Configuration Information and HPE Aruba Networking Data Center Networking Solution for HPE sections were updated.
13-Mar-2023	Version 30	Changed	Configuration Information and HPE Aruba Networking Data Center Networking Solution for HPE sections were updated.
06-Feb-2023	Version 29	Changed	Standard Features, Configuration Information, and HPE Aruba Networking Data Center Networking Solution for HPE sections were updated.
05-Dec-2022	Version 28	Changed	Configuration Information section was updated and new SKUs were added.
07-Nov-2022	Version 27	Changed	Standard Features, Configuration Information and HPE Aruba Networking Data Center Networking Solution for HPE sections were updated.
03-Oct-2022	Version 26	Changed	Configuration Information and HPE Aruba Networking Data Center Networking Solution for HPE sections were updated.
01-Aug-2022	Version 25	Changed	Configuration Information section was updated.
06-Jun-2022	Version 24	Changed	Standard Features, Configuration Information and HPE Aruba Networking Data Center Networking Solution for HPE sections were updated.
02-May-2022	Version 23	Changed	Configuration Information and HPE Aruba Networking Data Center Networking Solution for HPE sections were updated.
07-Mar-2022	Version 22	Changed	Configuration Information and Technical Specifications sections were updated. New SKUs were added in Configuration Information section.
06-Dec-2021	Version 21	Changed	New HPE Aruba Networking Data Center Networking Solution for HPE section added to QuickSpecs.
07-Sep-2021	Version 20	Changed	Overview, Standard Features, and Configuration Information sections were updated.
07-Jun-2021	Version 19	Changed	Configuration Information section was updated.
08-Mar-2021	Version 18	Changed	SKUs added in Configuration Information.
07-Dec-2020	Version 17	Changed	Standard Features, Configuration Information and Technical Specifications sections were updated.
05-Oct-2020	Version 16	Changed	Configuration Information section was updated.
08-Sep-2020	Version 15	Changed	Configuration Information section was updated.
10-Aug-2020	Version 14	Changed	Standard Features and Configuration Information sections were updated.
06-Jul-2020	Version 13	Changed	Configuration Information section was updated.
06-Apr-2020	Version 12	Changed	Configuration Information was updated.
06-Jan-2020	Version 11	Changed	Configuration Information and Related Options sections were updated.
04-Nov-2019	Version 10	Changed	Overview and Standard Features sections were updated
19-Aug-2019	Version 9	Changed	Technical Specification section was updated.
01-Jul-2019	Version 8	Changed	BTO Transceivers SKUs were removed from Configuration Information. Section. SKU description updates.


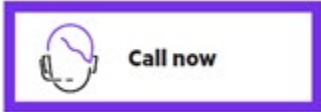
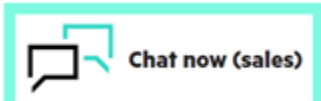
Summary of Changes

Date	Version History	Action	Description of Change
17-Jun-2019	Version 7	Changed	Transceivers SKUs were removed in Related Options Section. SKU descriptions were updated.
06-May-2019	Version 6	Changed	Overview, Standard Features, Technical Specification and Accessories sections were updated Obsolete SKUs were removed SKU added: J8177D
18-Feb-2019	Version 5	Changed	Technical Specifications updated
04-Feb-2019	Version 4	Added	SKU added: J9151E
10-Dec-2018	Version 3	Changed	Overview and Technical Specifications were revised
05-Dec-2018	Version 2	Changed	Transceivers updated on the Accessories section
03-Dec-2018	Version 1	New	New QuickSpecs



Copyright

Make the right purchase decision.
Contact our presales specialists.



Shape the Future of QuickSpecs – Your Input Matters

© Copyright 2025 Hewlett Packard Enterprise Development LP. The information contained herein is subject to change without notice. The only warranties for Hewlett Packard Enterprise products and services are set forth in the express warranty statements accompanying such products and services. Nothing herein should be construed as constituting an additional warranty. Hewlett Packard Enterprise shall not be liable for technical or editorial errors or omissions contained herein.

To learn more, visit: <http://www.hpe.com/networking>

a00056519enw - 16332 - Worldwide - V42 - 05-May-2025

