

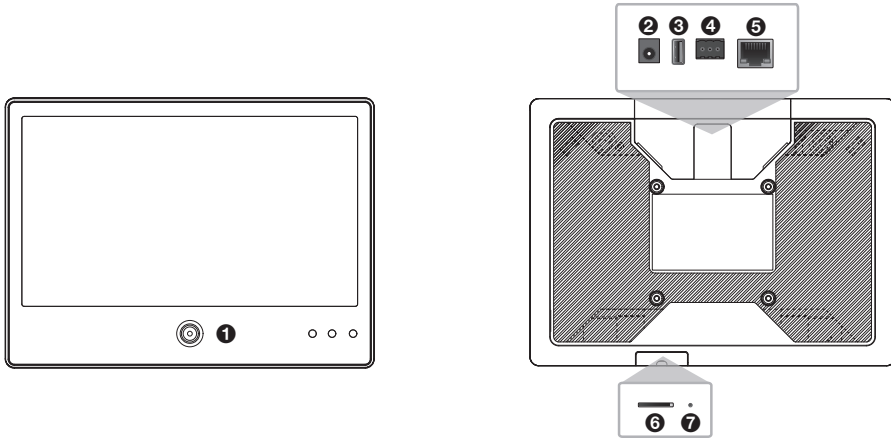
# Quick Start Guide

## SMT-1031PV/SMT-1031PVW

### Package Contents

Monitor / Quick Start Guide / Alarm terminal block / Remote Controller / Battery / Power Inverter Harness / Machine screw (SEA)

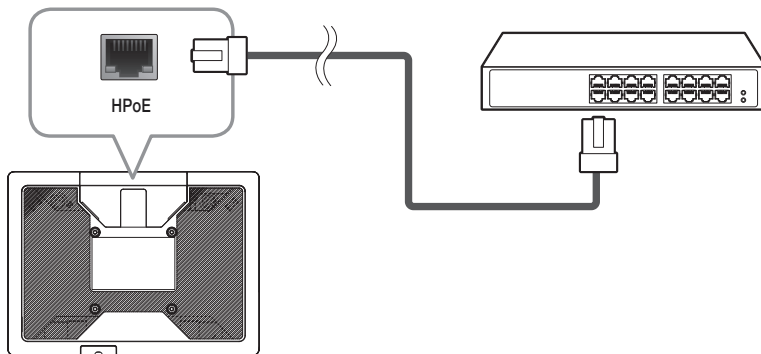
### Names and functions of each part



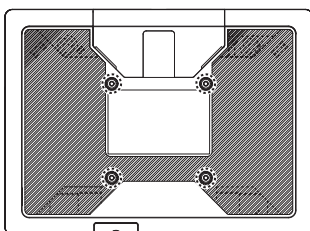
- |               |                             |                |                |
|---------------|-----------------------------|----------------|----------------|
| <b>1</b> Lens | <b>2</b> DC 24V             | <b>3</b> USB   | <b>4</b> ALARM |
| <b>5</b> HPoE | <b>6</b> Micro SD card slot | <b>7</b> RESET |                |

### Connecting external devices

- Connecting the LAN cable



#### VESA 75X75 Screw



Use the screws provided as accessories.

- Screw specifications : Machine type, PAN(+), M4 x L8



▪ Use the machine screw, not the tapping screw.