



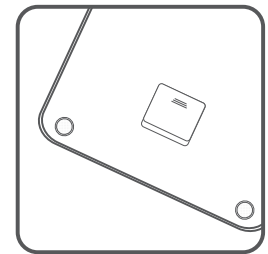

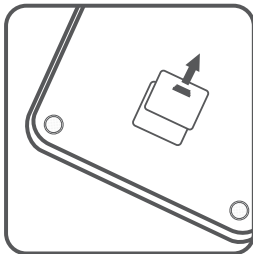
Introduction

Thank you for purchasing the BIOS Living Metallic Digital Scale. This scale was developed with state-of-the-art electronics. This precision device has a weight capacity of 400 lbs / 180 kg and is equipped with an auto power ON / OFF function and auto zero reset.

Features

- Auto ON / OFF
- Auto zero reset
- LB / KG switchable
- Low battery / over-load indication
- Accurate to 400 lbs / 180 kg
- 5 year warranty

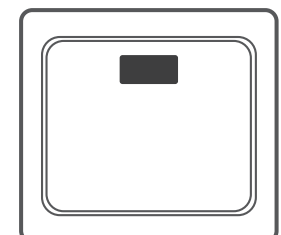
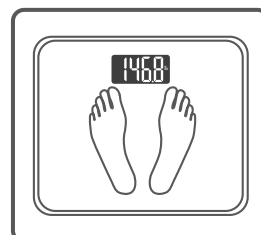
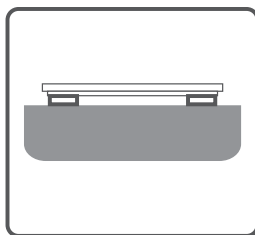
Battery Installation (batteries not included)



1. On the base of the scale, gently remove the battery cover as per the arrow direction.
2. Insert 4 x AAA batteries into the compartment observing the polarity markings in the base.
3. After inserting the batteries, replace the battery cover and push cover backward.

NOTE: Please be aware that inserting the batteries according to incorrect polarity may cause permanent damage.

Using Your Scale



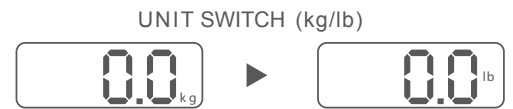
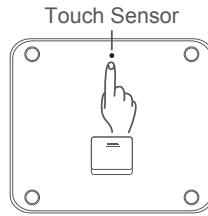
1. Place the scale on a solid, level surface.
2. Gently step onto the scale and the unit will automatically turn on. Once a steady reading is taken, the display will lock and flash the final weight.
3. The scale will automatically shut off after 8 seconds.

NOTE: If the scale is placed on a soft surface, such as a carpet or an uneven floor, the results may be inaccurate or an error message may occur.

Unit Conversion

To change the unit from LB / KG, press lightly on the touch sensor on the upper part of the back of the scale.

The touch sensor is a small indented circle.



Troubleshooting

The "Lo" symbol on the display indicates that the battery power is running low. Please replace with new batteries.



The "Err" symbol on the display indicates that the scale is overloaded. Please step off to avoid possible damage to the product.



If the "E" symbol is shown on the display as you step off the scale, it indicates that an error has occurred. Please step back to weigh again.



Care and Maintenance

- Always keep the scale in a horizontal position and do not put in wet or hot conditions.
- Avoid hitting or dropping the scale.
- **Do not** put heavy items on the scale when not in use.
- **Do not** overload the scale, as this will damage the sensor.
- Treat the scale with care as it is a highly precise electronic instrument.
- **Do not** immerse this product in water.
- Clean the scale with a soft, damp cloth. Do not use chemicals or harsh abrasives.
- Keep the scale surface dry and do not use it on a slippery floor.
- **Do not** weigh with wet feet to avoid slipping.

Battery Maintenance

- If the scale is not being used for long periods of time, it is recommended to remove the batteries to avoid damage.
- Keep batteries out of reach of children.
- **Do not** mix old and new batteries with different compositions.
- **Do not** heat or deform the batteries or expose to fire.

Product Specifications

Power	4 x 1.5V AAA batteries
Display	LCD display
Max Capacity	180kg / 400 lb
Graduation	100g / 0.2 lb
Minimum Effective Weight	8kg / 17.5 lb

Five Year Warranty

If this product proves to be defective in material or workmanship within five years of purchase, please return it to the address below. It will be repaired or replaced without charge upon receipt of the unit prepaid with \$5.00 to cover handling, packaging and return postage. Please include proof of purchase, your full name, address, daytime phone number or email address.

Thermor
16975 Leslie Street
Newmarket, ON L3Y 9A1
www.biosmedical.com