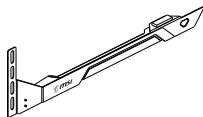


## Installation Guide

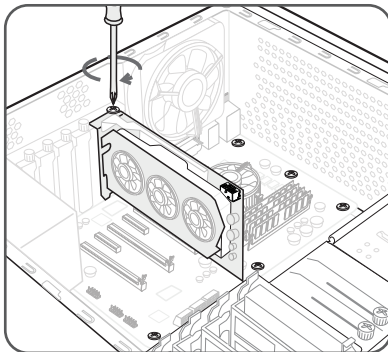
### A-Package Contents

- 1 x Graphics Card Support Bracket

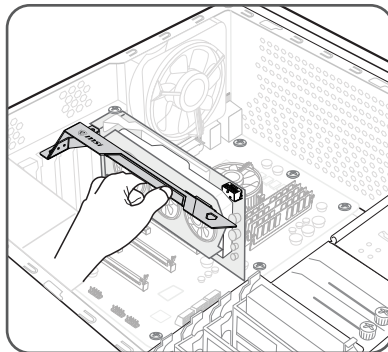
\* The bracket design may differ from various models.



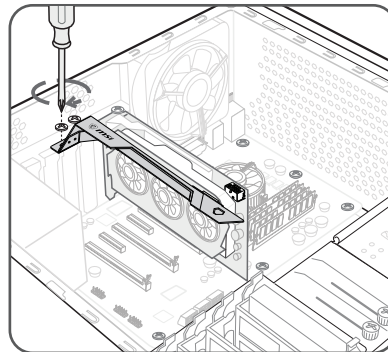
### B-GRAPHICS CARD SUPPORT BRACKET Installation



1. Install the graphics card.



2. Place the Graphics Card Support Bracket in the expansion bracket directly below the graphics card and make sure it contacts the graphics card slightly.



3. Use the screws to secure the Graphics Card Support Bracket in place.

\* Please use the screws supplied with the case.