

# Lenovo Tab M8 (4th Gen)

Quick Start Guide, Safety &  
Warranty

TB300FU

TB300XU

 Read this guide carefully before using your device.

**Lenovo**

# Reading before using your device

## Reading first - regulatory information

Device models equipped with wireless communications comply with the radio frequency and safety standards of any country or region in which it has been approved for wireless use. In addition, if your product contains a telecom modem, it complies with the requirements for connection to the telephone network in your country.

Be sure to read the *Regulatory Notice* for your country or region before using the wireless devices contained in your device. To obtain a PDF version of the *Regulatory Notice*, go to <https://support.lenovo.com>.

## Getting support

To get support on network services and billing, contact your wireless network operator. To learn how to use your device and view its technical specifications, go to <https://support.lenovo.com>.

## Accessing your *User Guide*

Your *User Guide* contains detailed information about your device. To download the *User Guide* for your device, go to <https://support.lenovo.com> and follow the instructions on the screen.

## Legal notices

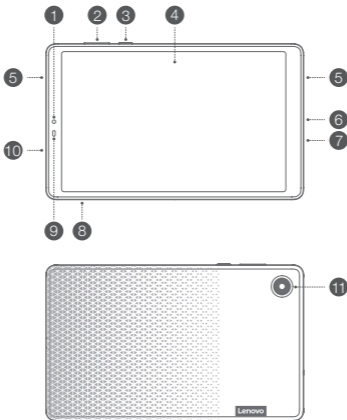
Lenovo and the Lenovo logo are trademarks of Lenovo in the United States, other countries, or both.

Other company, product, or service names may be trademarks or service marks of others.

LIMITED AND RESTRICTED RIGHTS NOTICE: If data or software is delivered pursuant a General Services Administration "GSA" contract, use, reproduction, or disclosure is subject to restrictions set forth in Contract No. GS-35F-05925.

## Device overview

| Model   | Version    |
|---------|------------|
| TB300FU | WLAN       |
| TB300XU | WLAN + LTE |



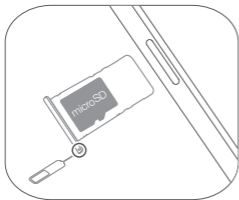
- 1 Front camera
- 2 Volume buttons
- 3 Power button
- 4 Touch screen
- 5 Speakers
- 6 USB-C connector
- 7 Microphone
- 8 Card tray
- 9 Light sensor
- 10 Headset connector
- 11 Rear camera

ⓘ All pictures and illustrations in this guide are for your reference only and may differ from the final product.

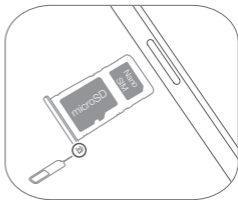
# Preparing your device

## Installing cards

Power off the device before inserting or removing a card.



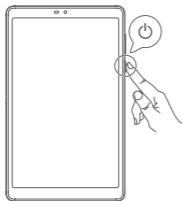
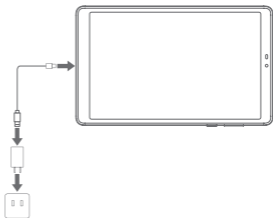
TB300FU



TB300XU

## Charging your device

Connect your device to a power outlet using the USB cable and power adapter provided.



## Turning on

Press and hold the power button until the Lenovo logo appears.

# Important safety and handling information

## Plastic bag notice

**Danger:** Plastic bags can be dangerous. Keep plastic bags away from babies and children to avoid danger of suffocation.

## Caution about high volume usage

**Warning:** Exposure to loud noise from any source for extended periods of time may affect your hearing. The louder the sound, the less time is required before your hearing could be affected. To protect your hearing:

- Limit the amount of time you use headsets or headphones at high volume.
- Avoid turning up the volume to block out noisy surroundings.
- Turn the volume down if you can't hear people speaking near you.

If you experience hearing discomfort, including the sensation of pressure or fullness in your ears, ringing in your ears or muffled speech, you should stop listening to the device through your headset or headphones and have your hearing checked.



To prevent possible hearing damage, do not listen at high volume levels for long periods.

## Safety instructions for parents and adult supervisors

The device is not a toy. As with all electrical products, precautions should be observed during handling and using of electrical products to reduce the risk of electric shock. If parents choose to allow children to use the device, they should caution his or her child about the potential hazard while using and handling the mobile device.

Parents should inspect the mobile device (including the ac power adapter and the small part, as applicable) periodically for damage. Routinely check this mobile device to ensure that the device is working properly and is safe for children to use.

## Internal rechargeable battery warning

**Danger:** Do not attempt to replace the internal rechargeable lithium ion battery. Replacing the original battery with an incompatible type may result in an increased risk of personal injury or property damage due to explosion, excessive heat, or other risks. Do not attempt to disassemble or modify the battery pack. Attempting to do so can cause a harmful explosion or battery fluid leakage.

When disposing of the battery, comply with all relevant local ordinances or regulations. Do not dispose the battery pack in municipal waste. Dispose used batteries according to the instructions.

The battery pack contains a small amount of harmful substances.

To avoid injury:

- Keep the battery pack away from open flames or other heat sources.
- Do not expose the battery pack to water, rain, or other corrosive liquids.
- Do not leave the battery in an environment with extremely high temperature.
- Avoid short-circuiting the battery pack.
- Keep the battery pack out of reach of small children and pets.
- Do not leave the battery in an environment with extremely low air pressure. It may result in an explosion or the leakage of flammable liquid or gas from the battery.

To extend battery life, we recommend charging the battery to at least 30% to 50% capacity each time, and recharging it every three months to prevent over discharge.

## Eye Protection and Safety Information

While concentrating on the performance capabilities of its screens, Lenovo also places importance on user's eye health. This product has received TÜV Rheinland's "Low Blue Light" certification and can be used with confidence.

For further information, please visit <https://support.lenovo.com>.

## EurAsia compliance mark



## Service and support information

### Lenovo Limited Warranty notice

This product is covered by the terms of the Lenovo Limited Warranty (LLW), version L5050010-02 08/2011.

Read the LLW at [https://www.lenovo.com/warranty/llw\\_02](https://www.lenovo.com/warranty/llw_02).

You can view the LLW in a number of languages from this website.

### Warranty information

Lenovo provides a warranty period for your device. To check the warranty status of your device purchase upgrades, go to <https://support.lenovo.com/warrantylookup>, and then select the product and follow the on-screen instructions.

### For more support

To download Lenovo service tool - Rescue and Smart Assistant (RSA):

<https://support.lenovo.com/downloads/ds101291>

 Visit the website above for the information on devices compatible with RSA.

Visit Lenovo's support website (<https://support.lenovo.com>) with the device serial number to get more Lenovo support options, or scan the QR code, and then follow the on-screen instructions.



Consult Lenovo Community by visiting <http://forums.lenovo.com>.

Scan the QR code below to download the Lenovo app, a one-stop application to quickly find support and solutions to your Lenovo devices, view your warranty or repair status, find nearest service provider, and more.



Android



iOS

# Environmental, recycling, and disposal information

## General recycling statement

Lenovo encourages owners of information technology (IT) equipment to responsibly recycle their equipment when it is no longer needed. Lenovo offers a variety of programs and services to assist equipment owners in recycling their IT products. For information on recycling Lenovo products, go to <http://www.lenovo.com/recycling>.

## Important Battery Recycling & WEEE information



Don't dispose of your product or battery with your household waste. Refer to the User Guide that came with your product for further information, or go to <https://www.lenovo.com/recycling>.

## Recycling information for Japan

Recycling and disposal information for Japan is available at: <http://www.lenovo.com/recycling/japan>

## Additional recycling statements

Additional information about recycling device components and batteries is in your *User Guide*. See "**Accessing your *User Guide***" for details.

## Battery recycling marks

Battery recycling information for Taiwan



Battery recycling information for the United States and Canada



US & Canada Only



## **Restriction of Hazardous Substances Directive (RoHS)**

### **Turkey**

Lenovo products sold in Turkey, on or after June 1, 2009, meet the requirements of the former Republic of Turkey Restriction of Hazardous Substances legislation from 30th of May 2008 and the Control of Waste Electrical and Electronic Equipment Regulations from 22nd of May 2012 ("Turkey RoHS"). Complies with the WEEE regulation.

### **India**

Lenovo products sold in India, on or after May 1, 2012, meet the requirements of the India E-waste (Management) Rules ("India RoHS").

### **Vietnam**

Lenovo products sold in Vietnam, on or after September 23, 2011, meet the requirements of the Vietnam Circular 30/2011/TT-BCT ("Vietnam RoHS").

### **Singapore**

Lenovo products sold in Singapore, on or after June 1, 2017, meet the requirements of Government Gazette order No. S 263/2016 Restriction of Hazardous Substances in Electrical and Electronic Equipment in Singapore ("SG-RoHS").

### **European Union (EU) / United Kingdom (UK) RoHS**

This Lenovo product, with included parts (cables, cords, and so on) meets the requirements of EU Directive 2011/65/EU as amended by Directive 2015/863/EU and UK SI 2012 No. 3032 on the restriction of the use of certain hazardous substances in electrical and electronic equipment ("RoHS recast" or "RoHS 2").

For more information about Lenovo progress on RoHS, go to:

<https://p2-ofp.static.pub/ShareResource/sustainability-resources/lenovos-progress-on-rohs-2020.pdf>.

## European Union (EU) / United Kingdom (UK) compliance statement



Lenovo (Singapore) Pte. Ltd declares that the radio equipment types TB300FU and TB300XU are in compliance with EU Radio Equipment Directive 2014/53/EU.

Lenovo (Slovakia) Ltd declares that the radio equipment types TB300FU and TB300XU are in compliance with UK Radio Equipment Regulation SI 2017 No. 1206.

The full text of the system declarations of conformity are available at :

<https://www.lenovo.com/us/en/compliance/eu-doc> for EU and


<https://www.lenovo.com/us/en/compliance/uk-doc> for UK.

This radio equipment operates with the following frequency bands and maximum radio-frequency power:

| Model Name | Frequency Bands                          | Maximum Power (dBm) |
|------------|--|---------------------|
| TB300FU    | WLAN 2400-2483.5                         | <20                 |
|            | WLAN 5150-5250                           | <20                 |
|            | WLAN 5250-5350                           | <20                 |
|            | WLAN 5470-5725                           | <20                 |
|            | WLAN 5725-5850                           | <14                 |
|            | Bluetooth 2400-2483.5                    | <10                 |
| TB300XU    | GSM 850/900                              | 33.5                |
|            | GSM 1800/1900                            | 30.5                |
|            | WCDMA B1/2/5/6/8/19                      | 24                  |
|            | LTE FDD B1/2/3/4/5/<br>7/8/19/20/26/28AB | 24                  |
|            | LTE TDD B38/40/41                        | 24                  |
|            | WLAN 2400-2483.5                         | <20                 |
|            | WLAN 5150-5250                           | <20                 |
|            | WLAN 5250-5350                           | <20                 |
|            | WLAN 5470-5725                           | <20                 |
|            | WLAN 5725-5850                           | <14                 |
|            | Bluetooth 2400-2483.5                    | <10                 |

Restrictions of use:

Usage of this device is limited to indoor in the band 5150 to 5350MHz.

|  |    |    |    |    |    |    |    |    |    |         |    |    |
|--|----|----|----|----|----|----|----|----|----|---------|----|----|
|  | AT | BE | BG | CH | CY | CZ | DE | DK | EE | EL      | ES | FI |
|  | FR | HR | HU | IE | IS | IT | LI | LT | LU | LV      | MT | NL |
|  | NO | PL | PT | RO | SE | SI | SK | TR | UK | UK (NI) |    |    |


## Specific Absorption Rate information

THE DEVICE MEETS INTERNATIONAL GUIDELINES FOR EXPOSURE TO RADIO WAVES.

The device is a radio transmitter and receiver. It is designed not to exceed the limits for exposure to radio waves (radio frequency electromagnetic fields) recommended by international guidelines. The guidelines were developed by an independent scientific organization (ICNIRP) and include a substantial safety margin designed to assure the safety of all persons, regardless of age and health. The radio wave exposure guidelines use a unit of measurement known as the Specific Absorption Rate, or SAR.

Tests for SAR are conducted using standard operating positions with the device transmitting at its highest certified power level in all tested frequency bands. The highest SAR values under the ICNIRP guidelines for your device model are listed below:

| Maximum SAR for this model and conditions under which it was recorded. |         |                 |                              |            |
|--|---------|-----------------|------------------------------|------------|
| EU/UK 10g SAR Limit (2.0 W/kg)   | TB300FU | Head            | WLAN, Bluetooth              | 0.596 W/kg |
|  |         | Body-worn (0mm) | WLAN, Bluetooth              | 0.982 W/kg |
| EU/UK 10g SAR Limit (4.0 W/kg)   |         | Limb (0mm)      | WLAN, Bluetooth              | 0.982 W/kg |
| EU/UK 10g SAR Limit (2.0 W/kg)   | TB300XU | Head            | GSM 1800, WLAN, Bluetooth    | 1.008 W/kg |
|  |         | Body-worn (0mm) | LTE band 20, WLAN, Bluetooth | 1.560 W/kg |
| EU/UK 10g SAR Limit (4.0 W/kg)   |         | Limb (0mm)      | LTE band 20, WLAN, Bluetooth | 1.560 W/kg |

 The above information is for EU countries and UK. Please refer to the actual product for supported frequency bands in other countries.

During use, the actual SAR values for your device are usually well below the values stated. This is because, for purposes of system efficiency and to minimize interference on the network, the operating power of the device is automatically decreased when full power is not needed for the data connection. The lower the power output of the device, the lower its SAR value. If you are interested in further reducing your RF exposure then you can easily do so by limiting your usage or simply using a hands-free kit to keep the device away from the head and body.

**Driving precautions.** Responsible and safe driving is your primary responsibility when driving a vehicle. Always obey local laws and regulations.

**Seizures, blackouts, eye strain and discomfort.** This device may display flashing images or loud sounds.

**Medical devices.** This device may interfere with pacemakers and other medical devices. If you use an implantable pacemaker, defibrillator, or other medical device, please consult your healthcare provider and device manufacturer before using this mobile device. If you use a pacemaker or defibrillator, it is recommended that you pay attention to the following precautions:

Always keep this mobile device at least 20 cm (8 inches) away from the pacemaker or defibrillator. Please use the mobile device on the side away from the pacemaker or defibrillator to minimize the possibility of interference.

When you suspect that interference is being caused, the mobile device should be turned off immediately.

**Extreme heat or cold.** Don't use your device in temperatures below 0°C or above 40°C. Don't store/transport your device in temperatures below -20°C or above 60°C.

**Operational warnings.** Obey all posted signs when using devices in public areas.

Potentially explosive areas: potentially explosive areas are often, but not always, posted and can include blasting areas, fueling stations, fueling areas (such as below decks on boats), fuel or chemical transfer or storage facilities or areas where the air contains chemicals or particles, such as grain dust or metal powders.

Turn off your device before entering such an area and do not charge batteries. In such areas, sparks can occur and cause an explosion or fire.

**Hospitals.** Switch off your wireless device when requested to do so in hospitals, clinics or health care facilities. These requests are designed to prevent possible interference with sensitive medical equipment.

**Aircraft.** Switch off your wireless device whenever you are instructed to do so by airport or airline staff.

Consult the airline staff about the use of wireless devices on board the aircraft, if your device offers a 'flight mode' this must be enabled prior to boarding an aircraft.

© Copyright Lenovo 2022.

**Reduce | Reuse | Recycle**



V1.0\_20220829



90101-31890

MC

Printed in China