

Overview

Aruba 320 Series Access Points

Multifunctional 320 series wireless APs provide the best 802.11ac Wi-Fi connectivity and user experience. Featuring Aruba enhanced ClientMatch and Aruba Beacon technologies, the 320 series enables the highest capacity, performance, and efficiency in extremely high-density environments.

With a maximum concurrent data rate of 1,733 Mbps in the 5 GHz band and 600 Mbps in the 2.4 GHz band (aggregated data rate of 2.3 Gbps), 320 series APs deliver best-in-class next-generation Wi-Fi infrastructure for the highest density environments. The high performance and high density 802.11ac 320 series supports multi-user MIMO (MU-MIMO) and 4 spatial streams (4SS). It provides simultaneous multicast data transmission to multiple devices, maximizing data throughput and improving network efficiency.

The 320 series includes the patent-pending enhanced ClientMatch technology that extends the client steering technology with MU-MIMO client awareness. It automatically identifies MU-MIMO capable mobile devices and steers those devices to the closest MU-MIMO capable Aruba access point. By grouping MU-MIMO capable mobile devices together, the network starts taking advantage of the simultaneous transmission to these devices, increasing its overall capacity. These dynamic roaming policies that are based on device types, help customers achieve the best WLAN performance in a mixed device environment during the technology transition period.



Aruba 320 Series Access Points

Standard Features

IoT Platform Capabilities

Like all Aruba Wi-Fi 6 APs, the 320 Series provides integrated Bluetooth capabilities to enable Meridian and IoT-based location services, asset tracking, and mobile engagement services. For expanded use cases, an IoT expansion radio can be added to support the Zigbee protocol. These features allow organizations to leverage the AP as an IoT platform, which eliminates the need for an overlay infrastructure and additional IT resources.

Unique Benefits

- Dual radio 4x4 802.11ac access point with multi-user MIMO
 - Supports up to 1,733 Mbps in the 5 GHz band (with 4SS/VHT80 clients) and 600 Mbps in the 2.4 GHz band (with 4SS/HT40 clients).
 - Built-in Bluetooth Low-Energy (BLE) radio
 - Enables location based services with BLE-enabled mobile devices receiving signals from multiple Aruba Beacons at the same time.
 - Simplifies battery-powered Aruba beacon management.
 - Advanced Cellular Coexistence (ACC)
 - Minimizes interference from 3G/4G cellular networks, distributed antenna systems, and commercial small cell/femtocell equipment.
 - Quality of service for unified communication apps
 - Supports priority handling and policy enforcement for unified communication apps, including Microsoft Skype for Business with encrypted videoconferencing, voice, chat, and desktop sharing.
 - RF Management
 - Adaptive Radio Management (ARM) technology automatically assigns channel and power settings, provides airtime fairness, and ensures that APs stay clear of all sources of RF interference to deliver reliable, high-performance WLANs.
 - The Aruba 320 series APs can be configured to provide part-time or dedicated air monitoring for spectrum analysis and wireless intrusion protection, VPN tunnels to extend remote locations to corporate resources, and wireless mesh connections where Ethernet drops are not available.
 - Support for additional 5 GHz bands
 - Supports software upgrade to enable additional 5 GHz spectrums when governments expand available frequencies.
 - Spectrum analysis
 - Capable of part-time or dedicated air monitoring, the spectrum analyzer remotely scans the 2.4 GHz and 5 GHz radio bands to identify sources of RF interference.
 - Intelligent app visibility and control
 - AppRF technology leverages deep packet inspection to classify and block, prioritize, or limit bandwidth for thousands of applications in a range of categories.
 - Aruba Secure Infrastructure
 - Integrated wireless intrusion protection offers threat protection and mitigation, and eliminates the need for separate RF sensors and security appliances.
 - IP reputation and security services identify, classify, and block malicious files, URLs and IPs, providing comprehensive protection against advanced online threats.
 - Integrated Trusted Platform Module (TPM) for secure storage of credentials and keys.
 - SecureJack-capable for secure tunneling of wired Ethernet traffic
-

AP 320 Series Specifications

- AP-325 and IAP-325
 - 5 GHz (1,733 Mbps max rate) and 2.4 GHz (600 Mbps max rate) radios, each with 4x4 MIMO support and a total of eight integrated omni-directional downtilt antennas.
- AP-324 and IAP-324



Standard Features

- 5 GHz (1,733 Mbps max rate) and 2.4 GHz (600 Mbps max rate) radios, each with 4x4 MIMO support and a total of four combined, diplexed (dual-band) external RP-SMA antenna connectors.

Choose your Operating Mode

Aruba 320 series APs offer a choice of operating modes to meet your unique management and deployment requirements.

- Controller-managed mode – When managed by Aruba Mobility Controllers, Aruba 320 series APs offer centralized configuration, data encryption, policy enforcement, and network services, as well as distributed and centralized traffic forwarding.
- Aruba Instant mode – In Aruba Instant mode, a single AP automatically distributes the network configuration to other Instant APs in the WLAN. Simply power-up one
- Instant AP, configure it over the air, and plug in the other APs – the entire process takes about five minutes. If WLAN requirements change, a built-in migration path allows 320 series Instant APs to become part of a WLAN that is managed by a Mobility Controller.
- Remote AP (RAP) for branch deployments.
- Air monitor (AM) for wireless IDS, rogue detection, and containment.
- Spectrum analyzer, dedicated or hybrid, for identifying sources of RF interference.
- Secure enterprise mesh.

For large installations across multiple sites, the Aruba Activate service significantly reduces deployment time by automating device provisioning, firmware upgrades, and inventory management. With Aruba Activate, Instant APs are factory- shipped to any site and configure themselves when powered up.

WI-FI Antennas

- AP-324/IAP-324: Four RP-SMA connectors for external dual band antennas. Internal loss between radio interface and external antenna connectors (due to diplexing circuitry): 2.5 dB in 2.4 GHz and 1.5 dB in 5 GHz.
- AP-325/IAP-325: Eight integrated downtilt omni- directional antennas for 4x4 MIMO with maximum antenna gain of 3.5 dBi in 2.4 GHz and 5.0 dBi in 5 GHz. Built-in antennas are optimized for horizontal ceiling- mounted orientation of the AP. The downtilt angle for maximum gain is ~ 30 degrees.

Other Interfaces

- Two 10/100/1000BASE-T Ethernet network interfaces (RJ-45)
 - Auto-sensing link speed and MDI/MDX
 - Link Aggregation support to achieve platform throughput up to 2 Gbps
 - 802.3az Energy Efficient Ethernet (EEE)
 - PoE-PD: 48 Vdc (nominal) 802.3af or 802.3at PoE
- DC power interface, accepts 2.1/5.5-mm center-positive circular plug with 9.5-mm length
- USB 2.0 host interface (Type A connector)
- Bluetooth Low Energy (BLE) radio
 - Up to 4dBm transmit power (class 2) and -94dBm receive sensitivity
 - Integrated antenna, -5dBi gain (30 degrees downtilt)
 - Can be disabled with configuration
- Visual indicators (tri-color LEDs): For system and radio status
- Reset button: Factory reset (during device power up)
- Serial console interface (RJ-45)
- Kensington security slot

Mounting

- The AP ships with two (white) mounting clips to attach to a 9/16-inch or 15/16-inch flat T-bar drop-tile ceiling.
- Several optional mount kits are available to attach the AP to a variety of surfaces; see the Ordering Information section for details.



Standard Features

Warranty

- **Aruba Limited lifetime warranty**
-

Minimum Operating System Software Versions

- ArubaOS 6.4.4.0
 - 320 Series Access Points are not supported on **650 Series Mobility Controllers**
 - Aruba InstantOS 4.2.2.0
-



Configuration Information

Step 1: Select AP Model

Remarks	Description	SKU
	324/325 Controller-Managed Access Points	
	Aruba AP-324 802.11n/ac 4x4:4 MU-MIMO Dual Radio Antenna Connectors AP	JW184A
	Aruba AP-325 802.11n/ac 4x4:4 MU-MIMO Dual Radio Integrated Antenna AP	JW186A
	324/325 Instant Access Points	
	Aruba Instant IAP-324 (US) 802.11n/ac Dual 4x4:4 MU-MIMO Radio Antenna Connectors AP	JW321A
	Aruba Instant IAP-325 (US) 802.11n/ac Dual 4x4:4 MU-MIMO Radio Integrated Antenna AP	JW327A
	Aruba Instant IAP-324 (JP) 802.11n/ac Dual 4x4:4 MU-MIMO Radio Antenna Connectors AP	JW318A
	Aruba Instant IAP-325 (JP) 802.11n/ac Dual 4x4:4 MU-MIMO Radio Integrated Antenna AP	JW324A
	Aruba Instant IAP-325 (RW) 802.11n/ac Dual 4x4:4 MU-MIMO Radio Integrated Antenna AP	JW325A
	Aruba Instant IAP-324 (RW) 802.11n/ac Dual 4x4:4 MU-MIMO Radio Antenna Connectors AP	JW319A
	325 Central Managed Instant Access Points	
	Aruba CM Instant IAP-325 (RW) 802.11n/ac Dual 4x4:4 MU-MIMO Radio Integrated Antenna AP	JW325ACM
	Aruba CM Instant IAP-325 (US) 802.11n/ac Dual 4x4:4 MU-MIMO Radio Integrated Antenna AP	JW327ACM
	324/325 TAA Controller-Managed Access Points	
	Aruba AP-324 TAA-compliant 802.11n/ac Dual 4x4:4 MU-MIMO Dual Radio Antenna Connectors AP	JW185A
	Aruba AP-325 TAA-compliant 802.11n/ac Dual 4x4:4 MU-MIMO Dual Radio Integrated Antenna AP	JW187A
	324/325 TAA Instant Access Points	
	Aruba Instant IAP-324 (US) TAA 802.11n/ac Dual 4x4:4 MU-MIMO Radio Antenna Connectors AP	JW322A
	Aruba Instant IAP-325 (US) TAA 802.11n/ac Dual 4x4:4 MU-MIMO Radio Integrated Antenna AP	JW328A
	Aruba Instant IAP-324 (JP) TAA 802.11n/ac Dual 4x4:4 MU-MIMO Radio Ant Connectors AP	JY745A
	Aruba Instant IAP-325 (JP) TAA 802.11n/ac Dual 4x4:4 MU-MIMO Radio Integrated Ant AP	JY746A
	Aruba Instant IAP-324 (RW) TAA 802.11n/ac Dual 4x4:4 MU-MIMO Radio Antenna Connectors AP	JW320A
	Aruba Instant IAP-325 (RW) TAA 802.11n/ac Dual 4x4:4 MU-MIMO Radio Integrated Antenna AP	JW326A
Notes:	<ul style="list-style-type: none"> - All models ship with ceiling rail adapters (for flat rails) in the box. - Add PoE injector or AC Adapter - Add antennas if they are not integrated 	

Step 2: Add Powering Accessories (Optional)

Remarks	Description	SKU
	Compatible with the 324/325 AP models	
	AP-POE-ATSR 1-Port Smart Rate 802.3at 30W midspan injector	R6P67A
	Aruba PD-9001GR-AC 30W 802.3at PoE+ 10/100/1000 Ethernet Indoor Rated Midspan Injector	JW629A
	AP-AC-12V30B 12V/30W AC/DC Desktop Style 2.1/5.5/9.5mm Circular 90 Deg Plug DoE Level VI Adapter	JX990A
	AP-AC2-12B 12V/48W AC/DC desktop style power adapter with 2.1/5.5mm connector	R3K00A
	Compatible with the 325C AP	
	Aruba CM PD-9001GR-AC 802.3at PoE+ 10/100/1000 Ethernet Indoor Rated Midspan Injector	JW629ACM
	Aruba CM AP-AC-12V30B 12V/30W AC/DC desktop style power adapter with type B connector	JX990ACM
	Aruba CM AP-AC2-12B 12V/48W AC/DC desktop style power adapter with 2.1/5.5mm connector	R3K00ACM
Notes:	<ul style="list-style-type: none"> - Add AC power cord - If this Power Supply is selected, bring in (Min 1 // Max 1) Localized power cord based on the Aruba Localization Menu (Central Column) 	
	Select three-prong AC power cord for injector or AC adapter	
	PC-AC-ARG AC power cord 250V/10A 1.8m C13 to IRAM 2073	JW113A
	PC-AC-AUS AC power cord 250V/10A 1.8m C13 to AS3112	JW114A
	PC-AC-BR AC power cord 250V/10A 1.8m C13 to NBR 14136	JW115A

Configuration Information

PC-AC-CHN AC power cord 250V/10A 1.8m C13 to GB2099	JW116A
PC-AC-DEN AC power cord 250V/10A 1.8m C13 to AFSNIT 107-2-D1	JW117A
PC-AC-EC AC power cord 250V/10A 1.8m C13 to CEE7/7	JW118A
PC-AC-IN AC power cord 250V/6A 1.8m C13 to IS1293	JW119A
PC-AC-IL AC power cord 250V/10A 1.8m C13 to SI32	JW120A
PC-AC-IT AC power cord 250V/10A 1.8m C13 to CEI 23-50	JW121A
PC-AC-JPN AC power cord 125V/12A 1.8m C13 to JISC 8303	JW122A
PC-AC-KOR AC power cord 250V/7A 1.8m C13 to KSC 8305	JW123A
PC-AC-NA AC power cord 125V/10A 1.8m C13 to NEMA 5-15P	JW124A
PC-AC-SWI AC power cord 220V/10A 1.8m C13 to SEV 1011	JW125A
PC-AC-TW AC power cord 125V/7A 1.8m C13 to CNS 10917	JW126A
PC-AC-UK AC power cord 250V/10A 1.8m C13 to BS1363	JW127A
PC-AC-ZA AC power cord 250V/10A 1.8m C13 to SANS 164-1	JW128A

Step 3: Add Mount Accessories (Optional)

Compatible with the 324, 325 AP models

AP-220-MNT-C2 2x Ceiling Grid Rail Adapter for Interlude and Silhouette Mt Kit	JW045A
AP-MNT-CM1 Industrial Grade Indoor Access Point Metal Suspended Ceiling Rail Mount Kit	JX961A
AP-220-MNT-W1 Flat Surface Wall/Ceiling Black AP Basic Flat Surface Mount Kit	JW046A
AP-220-MNT-W1W Flat Surface Wall/Ceiling White AP Basic Flat Surface Mount Kit	JW047A
AP-220-MNT-W3 White Low Profile Box Style Secure Large Indoor AP Flat Surface Mount Kit	JY706A
AP-MNT-W4 White Low Profile Basic AP Flat Surface Mount Kit	Q9U25A

Remarks Description

SKU

Compatible with the 325C AP models

Aruba CM AP-220-MNT-W1 Flat Surface Wall/Ceiling Black AP Basic Flat Surface Mount Kit	JW046ACM
Aruba CM AP-220-MNT-W1W Flat Surface Wall/Ceiling White AP Basic Flat Surface Mount Kit	JW047ACM
Aruba CM AP-220-MNT-W3 White Low Profile Box Style Secure Large AP Flat Surface Mount Kit	JY706ACM
Aruba CM AP-220-MNT-C2 2x Ceiling Grid Rail Adapter for Interlude and Silhouette Mt Kit	JW045ACM
Aruba CM AP-MNT-CM1 Metal Suspended Ceiling Rail Mount Kit	JX961ACM
Aruba CM AP-MNT-W4 White Low Profile Basic AP Flat Surface Mount Kit	Q9U25ACM

Step 4: Select Antennas (AP-324 Only)

Qty	Interface(s)	Target Environment	Mounting	Description	SKU
4	1x RP-SMA male connector	Indoor	Direct-mount	AP-ANT-1W 2.4-2.5GHz (4dBi)/4.9-5.875GHz (6dBi) Hi Gain Dual-band Omni-Dir Indoor Antenna	JW009A
4	1x RP-SMA male pigtail	Indoor	Direct, using pigtails	AP-ANT-13B 2.4-2.5GHz (2.3dBi)/4.9-5.9GHz (4.0dBi) Downtilt Smallest Omni-Dir Single Ant	JW001A
4	1x RP-SMA male pigtail	Indoor/outdoor	Direct, using pigtails	AP-ANT-19 2.4/5G Dual Band Omni-Dir 3dBi/6dBi Indr/Otdr RPSMA Cnctr Ant w/36in Intgrtd Cable	JW004A
4	1x RP-SMA male connector	Indoor	Direct-mount	AP-ANT-20W 2.4-2.5GHz (2dBi)/4.9-5.875GHz (2dBi) Compact Omni-Dir DMt Indr White Antenna	JW011A
1	4x RP-SMA male pigtail	Indoor	Direct, using pigtails	AP-ANT-40 Dual Band Downtilt Omni 4dBi 4 Elmt MIMO Ceiling Mount 4xRPSMA Pigtail Antenna	JW017A
	4x RP-SMA male pigtail	Indoor/outdoor	Direct, using pigtails	AP-ANT-45 Dual Band 90x90deg 5dBi 4 Element MIMO 4xRPSMA Pigtail Antenna	JW018A

Configuration Information

1	4x RP-SMA male pigtail	Indoor/outdoor	Direct, using pigtails	AP-ANT-48 Dual Band 60x60deg 8.5dBi 4 Element MIMO 4xRPSMA Pigtail Antenna	JW019A
---	------------------------	----------------	------------------------	--	--------

Notes:

- AP-ANT-1W, and AP-ANT-20W are usually direct connect to the chassis
- AP-ANT-45,AP-ANT-48 ship with hardware for flush mount to a flat surface
- AP-324 has 4x RPSMA female, concurrent dual-band connections

Step 5: Add Antenna Mount Kit (Optional)

AP-ANT-MNT-4 AP-ANT-48 Azimuth and Elevation Adjustable Mount Kit JW021A

Notes: [Compatible with antenna AP-ANT-48](#)

AP-ANT-MNT-5 AP-ANT-45 Azimuth and Elevation Adjustable Mount Kit JW022A

Notes: [Compatible with antenna AP-ANT-45](#)

Step 6: Add Cosmetic Snap-on Cover (AP-325 Only, Optional)

Remarks	Description	SKU
	Compatible with the 324, 325 AP models	
	325-CVR-20 20-pk for AP-325 with Holes for LED Indicators White Non-glossy Snap-on Covers	JW076A
	Compatible with the 325C AP	
	Aruba CM AP-325-CVR-20 20-pk White Non-glossy Snap-on Covers	JW076ACM

Notes: [One kit per 20 access points](#)

Step 7: Add Other (Optional)

Aruba AP-USB-ZB External USB based Dongle with Zigbee and BLE for AP R2X45A

Notes: [Single pack](#)

Aruba AP-USB-ZB 10-pk External USB based Dongle with Zigbee and BLE for AP R2Y09A

Notes: [10-pack](#)

Aruba AP-USB-ZB 50-pk External USB based Dongle with Zigbee and BLE for AP R2Y10A

Notes: [50-pack](#)

Step 8: Add Software (Optional)

Remarks	Description	SKU
	Aruba Central AP Foundation 1 year Subscription E-STU	Q9Y58AAE
	Aruba Central AP Foundation 3 year Subscription E-STU	Q9Y59AAE
	Aruba Central AP Foundation 5 year Subscription E-STU	Q9Y60AAE
	Aruba Central AP Foundation 7 year Subscription E-STU	Q9Y61AAE
	Aruba Central AP Foundation 10 year Subscription E-STU	Q9Y62AAE
	Aruba Central AP Advanced 1yr Subscription E-STU	Q9Y63AAE
	Aruba Central AP Advanced 3yr Subscription E-STU	Q9Y64AAE
	Aruba Central AP Advanced 5yr Subscription E-STU	Q9Y65AAE
	Aruba Central AP Advanced 7yr Subscription E-STU	Q9Y66AAE
	Aruba Central AP Advanced 10yr Subscription E-STU	Q9Y67AAE

Notes: [Add the Central Cloud Skus to the Aruba Catalog as Standalone:](#)
[Aruba > Network Management > Central > Cloud Services](#)



Configuration Information

Aruba Central On-Premises AP Foundation 1 year Subscription E-STU	R6U63AAE
Aruba Central On-Premises AP Foundation 3 year Subscription E-STU	R6U64AAE
Aruba Central On-Premises AP Foundation 5 year Subscription E-STU	R6U65AAE
Aruba Central On-Premises AP Foundation 7 year Subscription E-STU	R6U66AAE
Aruba Central On-Premises AP Foundation 10 year Subscription E-STU	R6U67AAE

Notes: [Add the Central On-Prem Skus to the Aruba Catalog as Standalone:](#)
[Aruba > Network Management > Central > On-Prem Services](#)



Technical Specifications

RF Performance Table		
	Maximum transmit power (dBm) per transmit chain	Receiver sensitivity (dBm) per receive chain
802.11b 2.4 GHz		
1 Mbps	18.0	-97.0
11 Mbps	18.0	-89.0
802.11g 2.4 GHz		
6 Mbps	18.0	-93.0
54 Mbps	18.0	-75.0
802.11n HT20 2.4 GHz		
MCS0/8/16	18.0	-92.0
MCS7/15/23	16.0	-72.0
802.11n HT40 2.4 GHz		
MCS0/8/16	18.0	-90.0
MCS7/15/23	16.0	-70.0
802.11a 5 GHz		
6 Mbps	18.0	-93.0
54 Mbps	16.5	-75.0
802.11n HT20 5 GHz		
MCS0/8/16	18.0	-92.0
MCS7/15/23	16.0	-72.0
802.11n HT40 5 GHz		
MCS0/8/16	18.0	-89.0
MCS7/15/23	16.0	-69.0
802.11ac VHT20 5 GHz		
MCS0	18.0	-92.0
MCS9	14.0	-65.0
802.11ac VHT40 5 GHz		
MCS0	18.0	-89.0
MCS9	14.0	-62.0
802.11ac VHT80 5 GHz		
MCS0	18.0	-86.0
MCS9	14.0	-59.0

Notes: Maximum capability of the hardware provided (excluding antenna gain). Maximum transmit power is limited by local regulatory settings.

Mechanical

- Dimensions/weight (unit, excluding mount accessories):
 - 203mm (W) x 203mm (D) x 57mm (H) 8.0" (W) x 8.0" (D) x 2.2" (H)
 - 950g/34 oz
- Dimensions/weight (shipping):
 - 315mm(W) x 265mm(D) x 100mm (H) 12.4" (W) x 10.4" (D) x 3.9" (H)
 - 1,350g/48 oz



Technical Specifications

WI-FI Radio Specifications

- AP type: Indoor, dual radio, 5 GHz 802.11ac and 2.4 GHz 802.11n 4x4 MIMO.
- Software-configurable dual radio supports 5 GHz (Radio 0) and 2.4 GHz (Radio 1).
- Four spatial stream SU-MIMO for up to 1,733 Mbps wireless data rate to a single client device.
- Three spatial stream MU-MIMO for up to 1,300 Mbps wireless data rate to up to three MU-MIMO capable client devices simultaneously.
- Support for up to 255 associated client devices per radio, and up to 16 BSSIDs per radio.
- Supported frequency bands (country-specific restrictions apply):
 - 2.400 to 2.4835 GHz
 - 5.150 to 5.250 GHz
 - 5.250 to 5.350 GHz
 - 5.470 to 5.725 GHz
 - 5.725 to 5.850 GHz
- Available channels: Dependent on configured regulatory domain.
- Dynamic frequency selection (DFS) optimizes the use of available RF spectrum.
- Supported radio technologies:
 - 802.11b: Direct-sequence spread-spectrum (DSSS)
 - 802.11a/g/n/ac: Orthogonal frequency-division multiplexing (OFDM)
- Supported modulation types:
 - 802.11b: BPSK, QPSK, CCK
 - 802.11a/g/n/ac: BPSK, QPSK, 16-QAM, 64-QAM, 256-QAM
- Transmit power: Configurable in increments of 0.5 dBm
- Maximum (aggregate, conducted total) transmit power (limited by local regulatory requirements):
 - 2.4 GHz band: +24 dBm (18 dBm per chain)
 - 5 GHz band: +24 dBm (18 dBm per chain)

Notes: Conducted transmit power levels exclude antenna gain. For total (EIRP) transmit power, add antenna gain.
- Advanced Cellular Coexistence (ACC) minimizes interference from cellular networks.
- Maximum ratio combining (MRC) for improved receiver performance.
- Cyclic delay/shift diversity (CDD/CSD) for improved downlink RF performance.
- Short guard interval for 20-MHz, 40-MHz and 80-MHz channels.
- Space-time block coding (STBC) for increased range and improved reception.
- Low-density parity check (LDPC) for high-efficiency error correction and increased throughput.
- Transmit beamforming (TxBF) for increased signal reliability and range.
- Supported data rates (Mbps):
 - 802.11b: 1, 2, 5.5, 11
 - 802.11a/g: 6, 9, 12, 18, 24, 36, 48, 54
 - 802.11n: 6.5 to 450 (MCS0 to MCS23)
 - 802.11ac: 6.5 to 1,733 (MCS0 to MCS9, NSS = 1 to 4)
- 802.11n high-throughput (HT) support: HT 20/40
- 802.11ac very high throughput (VHT) support: VHT 20/40/80
- 802.11n/ac packet aggregation: A-MPDU, A-MSDU

Environmental

- Operating:
 - Temperature: 0° C to +50° C (+32° F to +122° F)
 - Humidity: 5% to 95% non-condensing
- Storage and transportation:
 - Temperature: -40° C to +70° C (-40° F to +158° F)

Technical Specifications

Power

- Maximum (worst-case) power consumption: 20W (802.3at PoE), 13.5W (802.3af PoE) or 18.5W (DC)
 - Excludes power consumed by external USB device (and internal overhead); this could add up to 6W (POE) or 5.5W (DC) for 5W/1A USB device
 - Maximum (worst-case) power consumption in idle mode: 8W (PoE) or 7W (DC)
 - Direct DC source: 12 Vdc nominal, +/- 5%
 - Power over Ethernet (PoE): 48 Vdc (nominal) 802.3af/802.3at compliant source
 - Unrestricted functionality with 802.3at PoE
 - Power-save mode with reduced functionality from 802.3af PoE
 - USB port disabled
 - Second Ethernet port disabled
 - 2.4 GHz radio in 1x1:1 mode
 - Power sources sold separately
 - When both power sources are available, DC power takes priority
-

Regulatory

- FCC/Industry of Canada
- CE Marked
- R&TTE Directive 1995/5/EC
- Low Voltage Directive 72/23/EEC
- EN 300 328
- EN 301 489
- EN 301 893
- UL/IEC/EN 60950
- EN 60601-1-1, EN60601-1-2

For more country-specific regulatory information and approvals, please see your Aruba representative.

Reliability

- MTBF: 739,935 hrs (84.5yrs) at +25C operating temperature (AP-325)
-

Regulatory Model Numbers

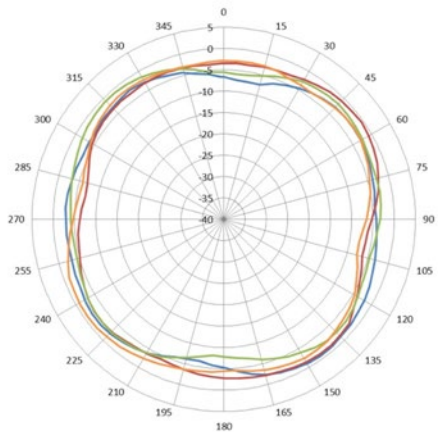
- AP-324 and IAP-324: APIN0324
 - AP-325 and IAP-325: APIN0325
-

Certifications

- CB Scheme Safety, cTUVus
 - UL2043 plenum rating
 - Wi-Fi Alliance (WFA) certified 802.11a/b/g/n/ac
 - Bluetooth SIG interoperability certification
-



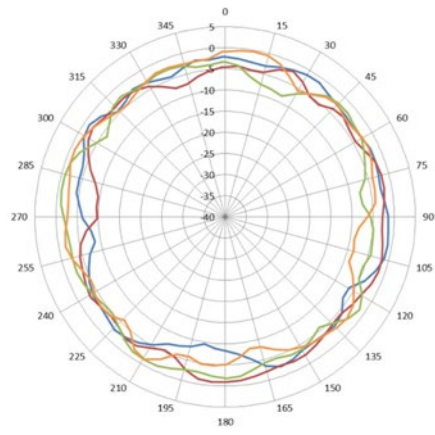
Technical Specifications



— 2.450 1
— 2.450 2
— 2.450 3
— 2.450 4

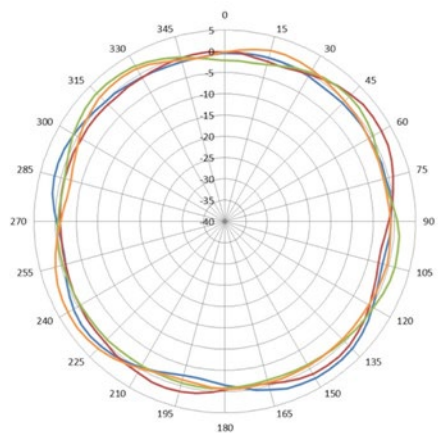
Horizontal or Azimuth plane (top view), 0 degrees downtilt

2.450 GHz



— 5.470 A
— 5.470 B
— 5.470 C
— 5.470 D

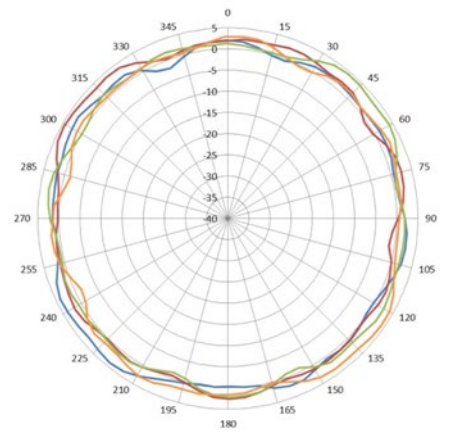
5.470 GHz



— 2.450 1
— 2.450 2
— 2.450 3
— 2.450 4

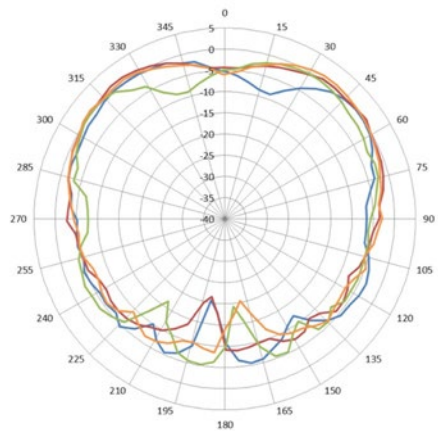
Horizontal or Azimuth plane (top view), 30 degrees downtilt

2.450 GHz



— 5.470 A
— 5.470 B
— 5.470 C
— 5.470 D

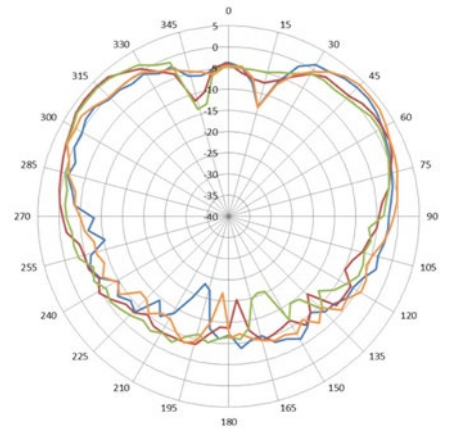
5.470 GHz



— 2.450 1
— 2.450 2
— 2.450 3
— 2.450 4

Elevation plane (side view, 0 degrees angle)

2.450 GHz

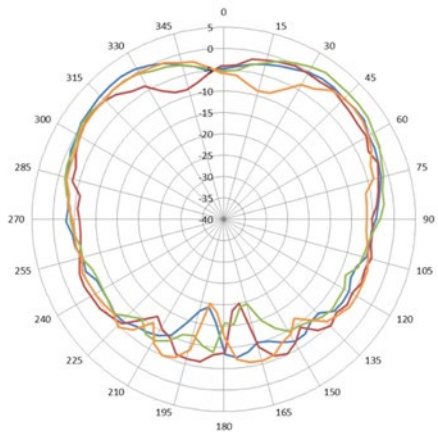


— 5.470 A
— 5.470 B
— 5.470 C
— 5.470 D

5.470 GHz



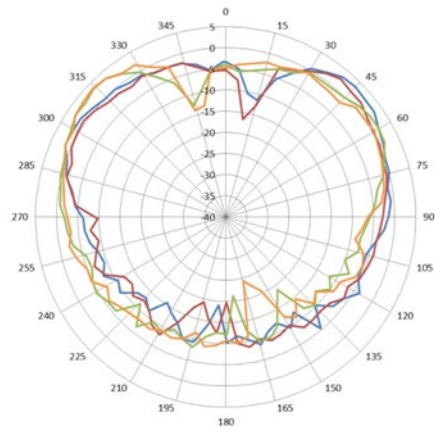
Technical Specifications



— 2.450 1
— 2.450 2
— 2.450 3
— 2.450 4

2.450 GHz

Elevation plane (side view, 90 degrees angle)



— 5.470 A
— 5.470 B
— 5.470 C
— 5.470 D

5.470 GHz



Summary of Changes

Date	Version History	Action	Description of Change
15-Mar-2021	Version 14	Changed	Central Software SKUs added in Configuration Information section.
08-Sep-2020	Version 13	Changed	Configuration information was updated. New SKUs were added.
09-Dec-2019	Version 12	Changed	Overview and Standard Features sections were updated.
04-Nov-2019	Version 11	Changed	Configuration information was updated. New SKUs were added.
07-Oct-2019	Version 10	Changed	Standard Features and Configuration Information sections were updated New SKUs were added. Obsolete SKUs were removed
04-Mar-2019	Version 9	Changed	Configuration section was updated.
01-Oct-2018	Version 8	Changed	SKU descriptions updated.
02-Jul-2018	Version 7	Changed	Minor changes made on Configuration
07-May-2018	Version 6	Added	SKU added: Q9U25A
18-Dec-2017	Version 5	Changed	Minor changes made on Features and Benefits
23-Oct-2017	Version 4	Changed	Updates made on Features and Benefits
06-Mar-2017	Version 3	Changed	Updates made on Configuration section
07-Nov-2016	Version 2	Added	Models added: JY745A, JY746A
01-Nov-2016	Version 1	New	New QuickSpecs



Copyright

Make the right purchase decision.
Contact our presales specialists.



Chat



Email



Call



Get updates



© Copyright 2021 Hewlett Packard Enterprise Development LP. The information contained herein is subject to change without notice. The only warranties for Hewlett Packard Enterprise products and services are set forth in the express warranty statements accompanying such products and services. Nothing herein should be construed as constituting an additional warranty. Hewlett Packard Enterprise shall not be liable for technical or editorial errors or omissions contained herein.

To learn more, visit: <http://www.hpe.com/networking>

c05272672 - 15693 - Worldwide - V14 - 15-March-2021