

# Cisco Wireless Ordering Guide

---

# Contents

Cisco wireless access point product family	3
Cisco Catalyst and Cisco Wireless 9100 indoor access points ordering steps	6
Cisco Catalyst 9100 Outdoor Access Points ordering steps	11
Cisco Networking Subscription overview	17
Cisco platforms supported by unified licensing	17
How to order a Cisco Networking Subscription	18
Cisco DNA software for wireless product overview	23
Cisco Catalyst 9800 Series highlights	26
Wireless platform support summary and part numbers	27
Cisco Catalyst 9800 Series Wireless Controller ordering steps	30
Licensing	43
Additional information	45
Cisco Software-Defined Access (SD-Access)	46
Services	46
Important links	47

## Cisco wireless access point product family

### Ordering information

Tables 1 through 4 provide ordering information for the Cisco® wireless access points. To place an order, visit the [Cisco Ordering homepage](#). To download software, visit the [Cisco Software Center](#).

#### Note:

- Beginning with Wi-Fi 7 products, Cisco Wireless access points are global use access points. This means that you are no longer required to order using regulatory domain codes or management mode-specific part numbers. Global use access points automatically onboard to the network management mode of choice, determining the physical locality upon install. Information on licensing for Wi-Fi 7 products is in Table 6.
- Customers are responsible for verifying approval for use in their individual countries. To verify approval that corresponds to a particular country, or the regulatory domain used in a specific country, visit <https://www.cisco.com/go/compliance>.
- Regulatory domain approval occurs in phases. As they are approved, the part numbers will be available on the Cisco Global Price List (GPL).
- Regulatory domains: (x=regulatory domain).
- When ordering the Cisco Catalyst 9166, 9164 and 9162 Series Access Points, a choice must be made on AP deployment/management. For on-premises management -x part number should be ordered, for cloud use -MR.

**Table 1.** Indoor access points

Product name	Part number	Description
<b>Cisco Wireless 9179F Series</b>	CW9179F	Cisco Wireless 9179F Access Point, Wi-Fi 7, internal directional antennas with software configurable beam patterns, quad client-serving radios, tri-band with 4x4:4 on all radios, up to 16 spatial streams, dual 5 GHz, 10G mGig, Integrated GNSS/GPS. Global Use.
<b>Cisco Wireless 9178 Series</b>	CW9178I	Cisco Wireless 9178I Access Point, Wi-Fi 7, internal omnidirectional antennas, quad client-serving radios, tri-band with 4x4:4 on all radios, up to 16 spatial streams, dual 5 GHz, 10G mGig, Integrated GNSS/GPS, UWB. Global Use
<b>Cisco Wireless 9176 Series</b>	CW9176I	Cisco Wireless 9176I Access Point, Wi-Fi 7, internal omnidirectional antennas, tri-band, 12 spatial streams with 4x4:4 on all radios. Operates in either 2/5/6 mode or 5/5/6 mode. 10G mGig, Integrated GNSS/GPS, UWB. Global Use.
	CW9176D1	Cisco Wireless 9176I Access Point, Wi-Fi 7, internal directional antennas, tri-band, 12 spatial streams with 4x4:4 on all radios. Operates in either 2/5/6 mode or 5/5/6 mode. 10G mGig, Integrated GNSS/GPS, UWB. Global Use.
<b>Cisco Wireless 9172 Series</b>	CW9172H	Cisco Wireless 9172H Access Point, Wi-Fi 7, internal omnidirectional antennas, tri-band, 6 spatial streams with 2x2:2 on all radios. 2.5G mGig with multiple LAN ports (3x 1Gbps LAN, and 1 passthrough port) and PoE out support. Global Use.

Product name	Part number	Description
	CW9172I	Cisco Wireless 9172I Access Point, Wi-Fi 7, internal omni-directional antennas, tri-radio or dual-radio operation, 6 spatial streams with 2x2:2 across all radios, or 2x2:2 on 2.4GHz and 4x4:4 on 5GHz with 6GHz disabled. 2.5G mGig, USB 2.0, and a DC power jack. Global Use.
<b>Cisco Catalyst™ 9166 Series</b>	CW9166I-x	Cisco Catalyst 9166I Access Point, Wi-Fi 6E, internal antennas, 4x4+4x4+4x4 MIMO with XOR radio, 5G mGig with Reg-X.
	CW9166I-MR	Cisco Catalyst 9166I Access Point, Wi-Fi 6E, internal antennas, 4x4+4x4+4x4 MIMO with XOR radio, 5G mGig with Meraki.
	CW9166D1-x	Cisco Catalyst 9166 Series Access Point, integrated directional antennas, 4x4+4x4+4x4 MIMO with XOR radio, 5G mGig with Reg-X
	CW9166D1-MR	Cisco Catalyst 9166 Series Access Point, integrated directional antennas, 4x4+4x4+4x4 MIMO with XOR radio, 5G mGig with Meraki
	<b>Note:</b> Customers ordering 9160 Access Points shipping with Meraki Management Mode (-MR) must have a Meraki license to operate with the Meraki dashboard or to migrate to Cisco DNA Management Mode.	
<b>Cisco Catalyst 9164 Series</b>	CW9164I-x	Cisco Catalyst 9164I Access Point, Wi-Fi 6E, internal antennas, 2x2+4x4+4x4 MIMO, 2.5G mGig with Reg-X.
	CW9164I-MR	Cisco Catalyst 9164I Access Point, Wi-Fi 6E, internal antennas, 2x2+4x4+4x4 MIMO, 2.5G mGig with Meraki.
	<b>Note:</b> Customers ordering 9160 Access Point shipping with Meraki Management Mode (-MR) must have a Meraki license to operate with the Meraki dashboard or to migrate to Cisco DNA Management Mode.	
<b>Cisco Catalyst 9162 Series</b>	CW9162I-x	Cisco Catalyst 9162I Access Point, Wi-Fi 6E, internal antennas, 2x2+2x2+2x2 MIMO, 2.5G mGig with Reg-X.
	CW9162I-MR	Cisco Catalyst 9162I Access Point, Wi-Fi 6E, internal antennas, 2x2+2x2+2x2 MIMO, 2.5G mGig with Meraki.
	<b>Note:</b> Customers ordering 9160 Access Points shipping with Meraki Management Mode (-MR) must have a Meraki license to operate with the Meraki dashboard or to migrate to Cisco DNA Management Mode.	
<b>Cisco Catalyst 9136 Series</b>	C9136I-x	Cisco Catalyst 9136I Access Point, Wi-Fi 6E, internal antennas, 4x4+8x8+4x4 MIMO
<b>Cisco Catalyst 9130AX Series</b>	C9130AXI-x	Cisco Catalyst 9130AXI Access Point, internal antennas; 802.11ax; 8x8:8 MIMO
	C9130AXE-x	Cisco Catalyst 9130AXE Access Point, external antennas; 802.11ax; 8x8:8 MIMO
	C9130AXE-STA-x	Cisco Catalyst 9130AXE Stadium Antenna Access Point, external antennas (C-ANT9104); 802.11ax; dual 5 GHz MIMO
<b>Cisco Catalyst 9120AX Series</b>	C9120AXI-x	Cisco Catalyst 9120AXI Access Point, internal antennas; Wi-Fi 6; 4x4:4 MIMO

Product name	Part number	Description
	C9120AXE-x	Cisco Catalyst 9120AXE Access Point, external antennas; Wi-Fi 6; 4x4:4 MIMO
	C9120AXP-x	Cisco Catalyst 9120AXP Access Point, external antennas; professional install; Wi-Fi 6; 4x4:4 MIMO
<b>Cisco Catalyst 9115AX Series</b>	C9115AXI-x	Cisco Catalyst 9115AXI Access Point, internal antenna; Wi-Fi 6; 4x4:4 MIMO
	C9115AXE-x	Cisco Catalyst 9115AXE Access Point, external antenna; Wi-Fi 6; 4x4:4 MIMO
<b>Cisco Catalyst 9105AX Series</b>	C9105AXI-x	Cisco Catalyst 9105AX Access Point, internal antenna; ceiling mount, Wi-Fi 6; 2x2:2 MIMO
	C9105AXW-x	Cisco Catalyst 9105AX Access Point, internal antenna; wall mount, Wi-Fi 6; 2x2:2 MIMO

**Table 2.** Outdoor access points

Product name	Part number	Description
<b>Cisco Wireless 9179F Series</b>	CW9179F	Cisco Wireless 9179F Access Point, Wi-Fi 7, internal directional antennas with software configurable beam patterns, quad client-serving radios, tri-band with 4x4:4 on all radios, up to 16 spatial streams, dual 5 GHz, 10G mGig, Integrated GNSS/GPS. Global Use.
<b>Cisco Catalyst 9163E Series</b>	CW9163E-x	Cisco Catalyst 9163E Outdoor Access Point, N-type antenna connectors; Wi-Fi 6E; 2x2:2SS with Reg X
	CW9163E-MR	Cisco Catalyst 9163E Outdoor Access Point, N-type antenna connectors; Wi-Fi 6E; 2x2:2SS with Meraki
<b>Cisco Catalyst 9124AX Series</b>	C9124AXI-x	Cisco Catalyst 9124AX Outdoor Access Point, internal omnidirectional antenna; Wi-Fi 6; 4x4:4 MIMO
	C9124AXD-x	Cisco Catalyst 9124AX Outdoor Access Point, internal directional antenna; Wi-Fi 6; 4x4:4 MIMO
	C9124AXE-x	Cisco Catalyst 9124AX Outdoor Access Point, external omnidirectional antenna; Wi-Fi 6; 4x4:4 MIMO

**Note:** For the CW9179F Wi-Fi 7 Large Venue Access Point to be outdoors, an additional accessory (CW-ACC-9179-B-00) must be purchased. The accessory then must be weatherized for outdoor installation. Please note that for operating in 6 GHz outdoors, regulations of such and allotment in regions may vary, and Automated Frequency Coordination (AFC) is required for use.

**Note:** “x” is a placeholder for the regulatory domain designator. Visit <https://www.cisco.com/go/aironet/compliance> to determine which regulatory domain is used in your country. The regulatory domain used in your country may differ depending on access point model, and some models are not available for all countries. Regulatory domains are not required when ordering Wi-Fi 7 portfolio access points.

## Cisco Catalyst and Cisco Wireless 9100 indoor access points ordering steps

Select the access point model based on requirements and as per the correct country's regulatory domain.

**Table 3.** 9100 access points

AP part number	Description
<b>CW9179F</b>	Cisco Wireless 9179F Access Point, Wi-Fi 7, internal directional antennas with software configurable beam patterns, quad client-serving radios, tri-band with 4x4:4 on all radios, up to 16 spatial streams, dual 5 GHz, 10G mGig, Integrated GNSS/GPS. Global Use.
<b>CW9178I</b>	Cisco Wireless 9178I Access Point, Wi-Fi 7, internal antennas, quad client-serving radios, tri-band with 4x4:4 on all radios, up to 16 spatial streams, dual 5 GHz, 10G mGig, Integrated GNSS/GPS, UWB. Global Use
<b>CW9176I</b>	Cisco Wireless 9176I Access Point, Wi-Fi 7, internal omni directional antennas, tri-band, 12 spatial streams with 4x4:4 on all radios. Operates in either 2/5/6 mode or 5/5/6 mode. 10G mGig, Integrated GNSS/GPS, UWB. Global Use.
<b>CW9176D1</b>	Cisco Wireless 9176D1 Access Point, Wi-Fi 7, internal directional antennas, tri-band, 12 spatial streams with 4x4:4 on all radios. Operates in either 2/5/6 mode or 5/5/6 mode. 10G mGig, Integrated GNSS/GPS, UWB. Global Use.
<b>CW9172H</b>	Cisco Wireless 9172H Access Point, Wi-Fi 7, internal omni-directional antennas, tri-radio, 6 spatial streams with 2x2:2 on all radios. 2.5Gbps uplink, 3x 1Gbps LAN ports with PoE out, 1 passthrough port. Integrated BLE and 802.15.4 for IoT. Compact, energy-efficient design. Global Use.
<b>CW9172I</b>	Cisco Wireless 9172I Access Point, Wi-Fi 7, internal omni-directional antennas, tri-radio or dual-radio, 6 spatial streams with 2x2:2 on 2.4GHz, 5GHz, and 6GHz, or 2x2:2 on 2.4GHz and 4x4:4 on 5GHz with 6GHz disabled. 2.5Gbps uplink, USB 2.0, DC power jack. Integrated BLE and 802.15.4 for IoT. Energy-efficient operation. Global Use.
<b>CW9166I-X</b>	Cisco Catalyst 9166I Access Point, Wi-Fi 6E, internal antennas, 4x4+4x4+4x4 MIMO with XOR radio, 5G mGig with Reg-X
<b>CW9166I-MR</b>	Cisco Catalyst 9166I Access Point, Wi-Fi 6E, internal antennas, 4x4+4x4+4x4 MIMO with XOR radio, 5G mGig with Meraki  <b>Note:</b> Customers ordering 9160 access points shipping with Meraki Management Mode (-MR) must have a Meraki license to operate with the Meraki dashboard or to migrate to Cisco DNA Management Mode.
<b>CW9166D1-X</b>	Cisco Catalyst 9166DI Access Point, Wi-Fi 6E, integrated directional antenna, 4x4+4x4+4x4 MIMO with XOR radio, 5G mGig, with Reg-X.
<b>CW9166D1-MR</b>	Cisco Catalyst 9166DI Access Point, Wi-Fi 6E, integrated directional antenna, 4x4+4x4+4x4 MIMO with XOR radio, 5G mGig, with Meraki.  <b>Note:</b> Customers ordering 916X access points shipping with Meraki Management Mode (-MR) must have a Meraki license to operate with the Meraki dashboard or to migrate to Cisco DNA Management Mode.
<b>CW9164I-X</b>	Cisco Catalyst 9164I Access Point, Wi-Fi 6E, internal antennas, 2x2+4x4+4x4 MIMO, 2.5G mGig with Reg-X.

AP part number	Description
<b>CW9164I-MR</b>	Cisco Catalyst 9164I Access Point, Wi-Fi 6E, internal antennas, 2x2+4x4+4x4 MIMO, 2.5G mGig with Meraki. <b>Note:</b> Customers ordering 9160 access points shipping with Meraki Management Mode (-MR) must have a Meraki license to operate with the Meraki dashboard or to migrate to Cisco DNA Management Mode.
<b>CW9162I-x</b>	Cisco Catalyst 9162I Access Point, Wi-Fi 6E, internal antennas, 2x2+2x2+2x2 MIMO, 2.5G mGig with Reg-X.
<b>CW9162I-MR</b>	Cisco Catalyst 9162I Access Point, Wi-Fi 6E, internal antennas, 2x2+2x2+2x2 MIMO, 2.5G mGig with Meraki. <b>Note:</b> Customers ordering 9160 access points shipping with Meraki Management Mode (-MR) must have a Meraki license to operate with the Meraki dashboard or to migrate to Cisco DNA Management Mode.
<b>C9136I-x</b>	Cisco Catalyst 9136I Access Point, Wi-Fi 6E, internal antennas, 4x4+8x8+4x4 MIMO
<b>C9130AXI-x</b>	Cisco Catalyst 9130AXI Access Point, internal antennas; 802.11ax; 8x8:8 MIMO
<b>C9130AXE-x</b>	Cisco Catalyst 9130AXE Access Point, external antennas; 802.11ax; 8x8:8 MIMO
<b>C9130AXE-STA-x</b>	Cisco Catalyst 9130AXE Access Point, C-9104 Stadium Antenna; 802.11ax; Dual 5 GHz MIMO
<b>C9120AXI-x</b>	Cisco Catalyst 9120AXI Access Point, internal antennas; Wi-Fi 6; 4x4:4 MIMO
<b>C9120AXE-x</b>	Cisco Catalyst 9120AXE Access Point, external antennas; Wi-Fi 6; 4x4:4 MIMO
<b>C9120AXP-x</b>	Cisco Catalyst 9120AXP Access Point, external antennas; professional install; Wi-Fi 6; 4x4:4 MIMO
<b>C9115AXI-x</b>	Cisco Catalyst 9115AXI Access Point, internal antenna; Wi-Fi 6; 4x4:4 MIMO
<b>C9115AXE-x</b>	Cisco Catalyst 9115AXE Access Point, external antenna; Wi-Fi 6; 4x4:4 MIMO
<b>C9105AXI-x</b>	Cisco Catalyst 9105AX Access Point, internal antenna; ceiling mount, Wi-Fi 6; 2x2:2 MIMO
<b>C9105AXW-x</b>	Cisco Catalyst 9105AX Access Point, internal antenna; wall mount, Wi-Fi 6; 2x2:2 MIMO

**Note:** When ordering the Cisco Catalyst 9166, 9166D1, 9164, or 9162 access point, a choice must be made on AP deployment/management. For on-premises management -x part number should be ordered, for cloud use -MR.

**Note:** When customers order the Cisco Catalyst 9130AXE Access Point, the following instructions need to be adhered to:

**Note:** Customer either has to order new cables and bracket (see below) and use current antennas:

**Table 4.** Antenna connector and brackets

AP part number	Description
AIR-CAB002-D8-R=	8-Port Smart antenna connector to RP-TNC connectors, 2ft
AIR-CAB003-D8-N=	8-Port Smart antenna connector to N-Type connectors, 3ft

Or purchase one of the newly released 8x8 antennas, which has the DART cables attached, and bracket:

**Table 5.** 8-Port antenna and brackets

AP part number	Description
C-ANT9101=	2.4/5/6 GHz Ceiling mount omni antenna, 8-port, DART, Self ID
C-ANT9102=	2.4/5/6 GHz Multi mount omni antenna, 8-port, DART, Self ID
C-ANT9103=	2.4/5/6 GHz Directional antenna, 8-port, DART, Self ID
AIR-AP-BRACKET-9=	C9130AXE antenna bracket

For ordering of Cisco Wireless Wi-Fi 7 products unified licenses are available for purchase regardless of management or deployment type, within a Cisco Networking Subscription.

**Table 6.** Unified licenses available in the Cisco Networking Subscription

Cisco part number	Description
LIC-CW-E	Cisco Wireless Essentials
LIC-CW-A	Cisco Wireless Advantage

Cisco DNA licenses are required when using Wi-Fi 6 and Wi-Fi 6E APs with the Catalyst 9800 Series Controllers and Cisco Catalyst Center. Select your required Cisco DNA license and subscription duration from the following licensing tier options:

- Essentials (-E) - AIR-DNA-E
- Advantage (-A) - AIR-DNA-A

When ordering all other Catalyst 9100 access points, except for the new Wi-Fi 7 global use access points, one of the following Cisco DNA options must be selected in 3-year, 5-year, or 7-year subscription terms:

**Table 7.** Cisco DNA Subscription

Cisco DNA part number	Subscription option	Description
AIR-DNA-E	AIR-DNA-E-3Y	Cisco DNA Essentials license with 3-year subscription
	AIR-DNA-E-5Y	Cisco DNA Essentials license with 5-year subscription
	AIR-DNA-E-7Y	Cisco DNA Essentials license with 7-year subscription

Cisco DNA part number	Subscription option	Description
AIR-DNA-A	AIR-DNA-A-3Y	Cisco DNA Advantage license with 3-year subscription
	AIR-DNA-A-5Y*	Cisco DNA Advantage license with 5-year subscription <b>(default option)</b>
	AIR-DNA-A-7Y	Cisco DNA Advantage license with 7-year subscription

\* **Note:** AIR-DNA Advantage with a 5-year subscription option is selected by default.

**Note:** For ordering and use of Cisco Wireless Wi-Fi 7 products unified licenses, rather than either DNA or Meraki licensing, are eligible for purchase. See Table 6 for ordering of the new Cisco Networking Subscription part numbers.

Select 2.4/5 GHz dual-band external antennas (applicable if the external antenna version of the access point is selected):

**Table 8.** External antennas

Antenna part number	Description
AIR-ANT2524DW-RS	Cisco Aironet dual-band dipole antenna; white; peak gain 2dBi at 2.4 GHz and 5 dBi at 5 GHz
AIR-ANT2535SDW-RS	Cisco Aironet short dual-band omni antenna, Peak Gain 3 dBi at 2.4. GHz and 5 dBi at 5 GHz
AIR-ANT2524V4C-RS=	Cisco Aironet omni antenna, ceiling mount, Peak Gain 2 dBi at 2.4. GHz and 4 dBi at 5 GHz
AIR-ANT2544V4M-RS=	Cisco Aironet omni antenna, wall/pole mount, Peak Gain 2 dBi at 2.4 GHz and 4 dBi at 5 GHz
AIR-ANT2566P4W-RS=	Cisco Aironet patch antenna, wall/pole mount, Peak Gain 6 dBi at 2.4 GHz and 6 dBi at 5 GHz
AIR-ANT2566D4M-RS=	Cisco Aironet directional antenna, wall/pole mount, Peak Gain 6 dBi at 2.4 GHz and 6 dBi at 5 GHz
AIR-ANT2513P4M-NS=	Cisco Aironet directional antenna, wall/pole mount, Peak Gain 13 dBi at 2.4 GHz and 13 dBi at 5 GHz
AIR-ANT2566P4W-DS=	Cisco Aironet patch antenna, wall/pole mount, Peak Gain 6 dBi at 2.4 GHz and 6 dBi at 5 GHz, 4-port DART connector
AIR-ANT2566D4M-DS=	Cisco Aironet directional antenna, wall/pole mount, Peak Gain 6 dBi at 2.4 GHz and 6 dBi at 5 GHz, 4-port DART connector

Select access point mounting brackets:

**Table 9.** Mounting brackets

Part number	Description
<b>AIR-AP-NO BRACKET</b>	Select this option if no bracket is required
<b>AIR-AP-BRACKET-1</b>	Low-profile access point mounting bracket, default option
<b>AIR-AP-BRACKET-2</b>	Universal bracket for access point mounting
<b>AIR-AP-BRACKET-W4</b>	Bracket for Cisco Catalyst 9105w access point mounting
<b>AIR-AP-BRACKET-8</b>	Bracket for Cisco Catalyst 9105i access point mounting
<b>CW-MNT-ART2-00</b>	Articulating arm for bracket 2
<b>CW-MNT-ART3</b>	Cisco Wireless Articulating Mount Kit 3
<b>CW-MNT-H1-00</b>	Bracket for Cisco Wireless 9172H access point mounting
<b>CW-MNT-H3-00</b>	Bracket for Cisco Wireless 9172H access point mounting with LAN port security
<b>CW-ACC-SPACER1-00</b>	Wall spacer accessory for Cisco Wireless 9172H access point
<b>CW-ACC-DESK1-00</b>	Desk top stand accessory for Cisco Wireless 9172H access point

Select ceiling grid clips:

**Table 10.** Ceiling grid clips

Part number	Description
<b>AIR-AP-T-RAIL-R</b>	Ceiling grid clip (recessed mounting); this is the default option
<b>AIR-AP-T-RAIL-F</b>	Ceiling grid clip (flush mounting)
<b>AIR-CHNL-ADAPTER</b>	Optional adapter for channel-rail ceiling grid profile

Select the access point powering options (to be ordered separately):

**Table 11.** Powering options

Source	Description
<b>CW-INJ-8</b>	802.3bt, 60W, Cisco Power Injector, 10 Gbps Ethernet
<b>AIR-PWRINJ7=</b>	802.3bt Cisco Power Injector, 5Gbps Ethernet
<b>AIR-PWRINJ6=</b>	802.3at Cisco Power Injector
<b>PoE+ via switch port</b>	Any 802.3at (30.0 W) compliant switch port

**Note:** Please check access point data sheets for power requirements. In some applications, if AIR-PWRINJ6 is used the access point will work with reduced features. For more details, refer to the respective access point data sheet.

For APs with integrated GNSS/GPS receivers and antennas, the following optional external GNSS antennas are available for deployments where the antenna cannot be co-located with the AP.

**Table 12.** GNSS connector

Source	Description
<b>CW-ANT-GPS1-M-00</b>	GNSS antenna, MMCX connector, 10m

For APs that do not have integrated GNSS/GPS receivers, the following module is available. Supported on CW916x series indoor APs.

**Table 13.** GPS/GNSS Module USB

Source	Description
<b>CW-ACC-GPS1=</b>	Catalyst Wireless GPS/GNSS Module, USB

## Cisco Catalyst 9100 Outdoor Access Points ordering steps

Select the access point model based on requirements and as per the correct country’s regulatory domain.

**Table 14.** Access points

AP part number	Description
<b>CW9179F</b>	Cisco Wireless 9179F Large Public Venue Access Point, internal directional antennas with software configurable patterns, N-type antenna connectors; Wi-Fi 7, 4x4:4SS
<b>CW9163E-x</b>	Cisco Catalyst 9163E Outdoor Access Point, N-type antenna connectors; Wi-Fi 6E; 2x2:2SS with Reg -x
<b>CW9163E-MR</b>	Cisco Catalyst 9163E Outdoor Access Point, N-type antenna connectors; Wi-Fi 6E; 2x2:2SS with Reg -MR
<b>C9124AXI-x</b>	Cisco Catalyst 9124AX Outdoor Access Point, internal omnidirectional antenna; Wi-Fi 6; 4x4:4 MIMO
<b>C9124AXD-x</b>	Cisco Catalyst 9124AX Outdoor Access Point, internal directional antenna; Wi-Fi 6; 4x4:4 MIMO
<b>C9124AXE-x</b>	Cisco Catalyst 9124AX Outdoor Access Point, external antenna; Wi-Fi 6; 4x4:4 MIMO

**Note:** For the CW9179F Wi-Fi 7 Large Venue Access Point to be outdoors, an additional accessory (CW-ACC-9179-B-00) must be purchased. The accessory then must be weatherized for outdoor installation. Please note that for operating in 6 GHz outdoors, regulations of such and allotment in regions may vary, and Automated Frequency Coordination (AFC) is required for use.

**Note:** When customers order a Cisco Catalyst 9124AX Series Access Point, the following instructions need to be adhered to.

**Note:** Some components are available as a “configurable” option or as a “spare.”

- A “configurable” option ships in the same main box as the access point. For example, AIR-MNT-VERT1 is a “configurable” option and, if ordered, is shipped with the access point in the same box.
- A “spare” option is denoted with an equal (=) sign at the end of the part number. For example, AIR-MNT-ART1 = is a “spare” and, if ordered, is shipped in separate packaging.

Select appropriate software:

**Table 15.** Software

Software part number	Description
SW9124AX-CAPWAP-K9	CAPWAP software
SW9124AX-MESH-K9	Mesh software for C9124AXI/D
SW9124AXE-CW-K9	CAPWAP software for C9124AXE
SW9124AXE-MESH-K9	MESH software for C9124AXE

For ordering of Cisco Wireless Wi-Fi 7 products unified licenses are available for purchase regardless of management or deployment type, within a Cisco Networking Subscription.

**Table 16.** Unified licenses available in the Cisco Networking Subscription

Cisco part number	Description
LIC-CW-E	Cisco Wireless Essentials
LIC-CW-A	Cisco Wireless Advantage

Cisco DNA software licenses are required when using Wi-Fi 6 and Wi-Fi 6E APs with the Catalyst 9800 Series wireless controllers and Cisco Catalyst Center (previously Cisco DNA Center). Select your required Cisco DNA license and subscription duration from the following licensing tier options:

- Essentials (-E) - AIR-DNA-E
- Advantage (-A) - AIR-DNA-A

When ordering the Catalyst 9100, one of the following Cisco DNA options must be selected in 3-year, 5-year, or 7-year subscription terms:

**Table 17.** Cisco DNA Subscription

Cisco part number	Subscription option	Description
<b>AIR-DNA-E</b>	<b>AIR-DNA-E-3Y</b>	Cisco DNA Essentials license with 3-year subscription
	<b>AIR-DNA-E-5Y</b>	Cisco DNA Essentials license with 5-year subscription
	<b>AIR-DNA-E-7Y</b>	Cisco DNA Essentials license with 7-year subscription
<b>AIR-DNA-A</b>	<b>AIR-DNA-A-3Y</b>	Cisco DNA Advantage license with 3-year subscription
	<b>AIR-DNA-A-5Y*</b>	Cisco DNA Advantage license with 5-year subscription <b>(default option)</b>
	<b>AIR-DNA-A-7Y</b>	Cisco DNA Advantage license with 7-year subscription

\* **Note:** AIR-DNA Advantage with a 5-year subscription option is selected by default.

Select 2.4- and 5-GHz dual-band external antennas (applicable if the external antenna version of the access point is selected).

**Table 18.** External configurable antennas

Part number	Generation	Qty	Description
<b>AIR-ANT2568VG-NS</b>	SIA	4	2.4GHz 6dBi / 5GHz 8dBi Omnidirectional Antenna, Connectors N-Male
<b>AIR-ANT2547VG-NS</b>	SIA	4	2.4GHz 4dBi / 5GHz 7dBi Omnidirectional Colinear Array Antenna, Connectors N-Male

**Table 19.** External spare antennas

Part number	Generation	Qty	Description
<b>CW-ACC-N2RPTNC</b>	SIA	4	2.4Ghz #dBi / 5GHz #dBi Directional Antenna, Connectors, N-Male to RP-TNC adapters for CW9179F AP
<b>CW-ANT-T-D3-N</b>	SIA	1	6/6/6 dBi Directional Mini Patch, N connector for CW9179F AP
<b>CW-ANT-O1-NS-00</b>	SIA	1	External omni-directional antenna for CW9163E; Wi-Fi 6E; 2x2:2SS, Four (4) antennas required to fully populate antenna ports on CW9163E
<b>CW-ANT-GPS2-S-00</b>	SIA	1	External GPS Antenna for CW9163E; Wi-Fi 6E; 2x2:2SS
<b>CW-ANT-D1-NS-00</b>	SIA	1	External 4-Port Directional Patch Self-Identifying Antenna (SIA) with N-Type Connectors, includes CW-MNT-ART2-00, articulating arm bracket
<b>AIR-ANT2568VG-NS=</b>	SIA	4	2.4GHz 6dBi / 5GHz 8dBi Omnidirectional Antenna, Connectors N-Male
<b>AIR-ANT2547VG-NS=</b>	SIA	4	2.4GHz 4dBi / 5GHz 7dBi Omnidirectional Colinear Array Antenna, Connectors N-Male

Part number	Generation	Qty	Description
<b>AIR-ANT2588P4M-NS=</b>	SIA	1	2.4GHz 8dBi / 5GHz 8dBi 4-Element Dual-Polarized Patch Antenna, Connectors N-Female Bulkhead (4x RF Coaxial Cable needed)
<b>AIR-ANT2513P4M-NS=</b>	SIA	1	2.4GHz 13dBi / 5GHz 13dBi Dual-Band Polarization Diverse Patch Array Antenna, Connectors N-Female Bulkhead (4x RF Coaxial Cable needed)
<b>AIR-ANT2547V-N=</b>	Legacy	4	2.4GHz 4dBi / 5GHz 7dBi Omnidirectional Colinear Array Antenna, Connectors N-Male
<b>AIR-ANT2547VG-N=</b>	Legacy	4	2.4GHz 4dBi / 5GHz 7dBi Omnidirectional Colinear Array Antenna, Connectors N-Male (Grey Color)
<b>AIR-ANT2450V-N=</b>	Legacy	4	2.4GHz 5dBi Omnidirectional Colinear Array Antenna, Connectors N-Male
<b>AIR-ANT2480V-N=</b>	Legacy	4	2.4GHz 8dBi Omnidirectional Colinear Array Antenna, Connectors N-Male
<b>AIR-ANT5180V-N=</b>	Legacy	4	5GHz 8dBi 2-Element Omnidirectional Colinear Array Antenna, Connectors N-Male
<b>AIR-ANT2513P4M-N=</b>	Legacy	1	2.4GHz 13dBi / 5GHz 13dBi Dual-Band Polarization Diverse Patch Array Antenna, Connectors N-Female Bulkhead (4x RF Coaxial Cable needed)

**Note:**

- The Catalyst 9124AXI access point has four internal dual-band (2.4- and 5-GHz) antennas that reside under a sealed radome and cannot be accessed.
- The Catalyst 9124AXD access point has four internal directional dual-band (2.4- and 5-GHz) antennas that reside under a sealed radome and cannot be accessed.

Select the access point RF cables and lightning arrestor (to be ordered separately when remote antennas are connected, as per the requirement).

**Table 20.** RF cables and lightning arrestor

Part number	Description
<b>AIR-CAB005LL-N=</b>	RF Cable, 5 ft Low-loss, N Connectors
<b>AIR-CAB010LL-N=</b>	RF Cable, 10 ft Low-loss, N Connectors
<b>AIR-ACC245LA-N</b>	Lightning Arrestor (If C9124AXE is connected to remote antenna through cable)

Select the access point powering options (to be ordered separately, as per the requirement). The Catalyst 9124AX Series Access Points can be powered by multiple sources: AC, DC, or Power over Ethernet (PoE). For AC powering, an external AC-to-DC power adapter is required. For DC powering, a 2-pin DC connector is included with every access point. The access point can also be powered by Cisco Universal Power over Ethernet (Cisco UPOE) or PoE+ (802.3at) directly from a switch or power injector.

**Table 21.** Powering options

Part number	Description	Use case
<b>AIR-PWRINJ-60RGD1=</b>	Power injector, 60W, outdoor, North America plug	Outdoor-rated 60W power injector with North American AC plug
<b>AIR-PWRINJ-60RGD2=</b>	Power injector, 60W, outdoor, un-connectorized	Outdoor-rated 60W power injector, unterminated AC cable for international use
<b>AIR-PWRINJ-60-PMK=</b>	Pole mount kit for AIR-PWRINJ-60	Required for pole mounting for AIR-PWRINJ-60RGD1= or AIR-PWRINJ-60RGD2=
<b>AIR-PWRINJ6=</b>	Power injector, 802.3at, indoor	Indoor-rated, 802.3at-compliant power injector

**Note:** Please check access point data sheets for power requirements. If AIR-PWRINJ6 is used, the access point will work with reduced features. For more details, refer to the respective access point data sheet.

Select the access point SFP options (to be ordered separately, as per the requirement).

Catalyst 9124AX Series outdoor access points support fiber backhaul. The SFP port is built into the access point, but the mechanical interface is external to the access point. A special SFP adapter/gland kit is needed to interface the fiber cable to the access point.

**Table 22.** SFP options

Adaptor Part number	Description	Use case
<b>GLC-LX-SM-RGD</b>	1000BASE-LX single-mode rugged SFP	Long-distance fiber backhaul on single-mode fiber
<b>GLC-SX-MM-RGD</b>	1000BASE-SX multi-mode rugged SFP	Shorter-distance fiber backhaul on multimode fiber
<b>GLC-T-RGD</b>	1000BASE-T SFP, industrial temp	GE electrical interface for bridging wired clients such as video cameras or switches

Select access point mounting brackets.

**Table 23.** Mounting brackets

Part number	Description
<b>AIR-AP-NO-BRACKET</b>	Select this option if no bracket is required
<b>CW-MNT-ART3</b>	Cisco Wireless Articulating Mount Kit 3
<b>AIR-MNT-VERT1</b>	Vertical mounting bracket for Cisco Catalyst 9124AXD access point, will be option in CCW
<b>AIR-MNT-VERT1=</b>	Vertical mounting bracket for Cisco Catalyst 9124AXD access point
<b>AIR-MNT-ART1=</b>	Articulating mounting bracket for Cisco Catalyst 9124AXD access point
<b>AIR-MNT-HORZ1=</b>	Horizontal mounting bracket for Cisco Catalyst 9124AXI/AXD access point

Part number	Description
AIR-MNT-VERT2=	Vertical mounting bracket for Cisco Catalyst 9124AXD access point with AC/DC PSU
AIR-MNT-STRAND1=	Strand mounting bracket for Cisco Catalyst 9124AXI/AXD access point

Select the access point powering options (to be ordered separately, as per the requirement).

**Table 24.** Accessories

Accessories Part number	Description
CW-ACC-9179-B-00	Outdoor Environment Pack for CW9179F
CW-ACC-9179-CVR	Solar Shield Kit for CW9179F
CW-ACC-9179-A-00	Indoor Environment Pack for CW9179F
CW-ACC-QCKCNCT1	Quick connect Cat 6A extension cable, 25cm for CW9179F
CW-ACC-KIT1-00	Accessory Kit for CW9163E
C9124-CVR1=	Paintable cover for Catalyst 9124AX
AIR-SFP-KIT1=	SFP installation kit for Catalyst 9124AX (QTY 5)
AIR-ACC-PS-MNT1=	AC/DC adapter mount bracket for AIR-MNT-HORZ1=
AIR-ACC-KIT1=	5x ethernet, 2 dust cap, ground lug, DC plug kit
AIR-ACC-CAT6=	CAT 6/6A Ethernet Cable Gland Assembly kit*

\* **Note:** AIR-ACC-CAT6= is mandatory if C9124 is to be installed with Cat6/6a ethernet cable

## Cisco Capital financing

### Flexible payment solutions to help you achieve your objectives

The significant benefits offered by Cisco wireless access points make them the natural choice for providing best-in-class wireless connectivity. As with any technology investment, the question is the affordability of the new system. The answer is financing from Cisco Capital. Whether through flexible repayments to match expenditures to benefit and help mitigate cash flow issues, or an operating lease to help negate capital expenditure, we can give customers the financing solution that works best for them.

Cisco Capital can help remove or reduce the barriers preventing organizations from obtaining the technology they need. Total solution financing programs help customers and partners:

- Achieve business objectives
- Accelerate growth
- Acquire technology to match current strategies and future needs
- Remain competitive

---

Cisco Capital makes it easier to get the right technology to achieve your objectives, enable business transformation, and help you stay competitive. We can help you reduce the total cost of ownership, conserve capital, and accelerate growth. In more than 100 countries, our flexible payment solutions can help you acquire hardware, software, services, and complementary third-party equipment in easy, predictable payments. [Learn more.](#)

## Cisco Networking Subscription overview

The Cisco Networking Subscription streamlines the process of purchasing and using Cisco software, hardware, services, and platforms. This unified licensing model offers flexibility to manage your network on-premises, in the cloud, or hybrid.

You can purchase our new unified licenses (Cisco Wireless Essentials or Advantage) in a Cisco Networking subscription. These licenses include product support for both your hardware and software. With an active subscription, you can align renewal dates to your cost-center needs, add licenses without changing renewal dates, and upgrade entitlements midterm. The Cisco Networking Subscription provides flexible management options, supporting your network investment today and protecting it for the future.

For a full list of features in Cisco Wireless Essentials or Advantage, refer to the [Cisco Networking Subscription data sheet.](#)

## Cisco platforms supported by unified licensing

Unified licenses are compatible with the following:

Supported Access Points:

<b>Cisco Wireless 9178 Series</b>	CW9178I
<b>Cisco Wireless 9176 Series</b>	CW9176I, CW9176D1
<b>Cisco Wireless 9172 Series</b>	CW9172I, CW9172H
<b>Cisco Wireless 9179F Series</b>	CW9179F

Supported Wireless LAN Controllers (WLCs):

<b>Cisco 9800 Wireless LAN Controller Series</b>	C9800-80-K9, C9800-40-K9, C9800-L-C-K9, C9800-L-F-K9, C9800-CL
<b>Cisco CW9800 Wireless LAN Controller Series</b>	CW9800H1, CW9800H2, CW9800M

Unified Licensing SKUs:

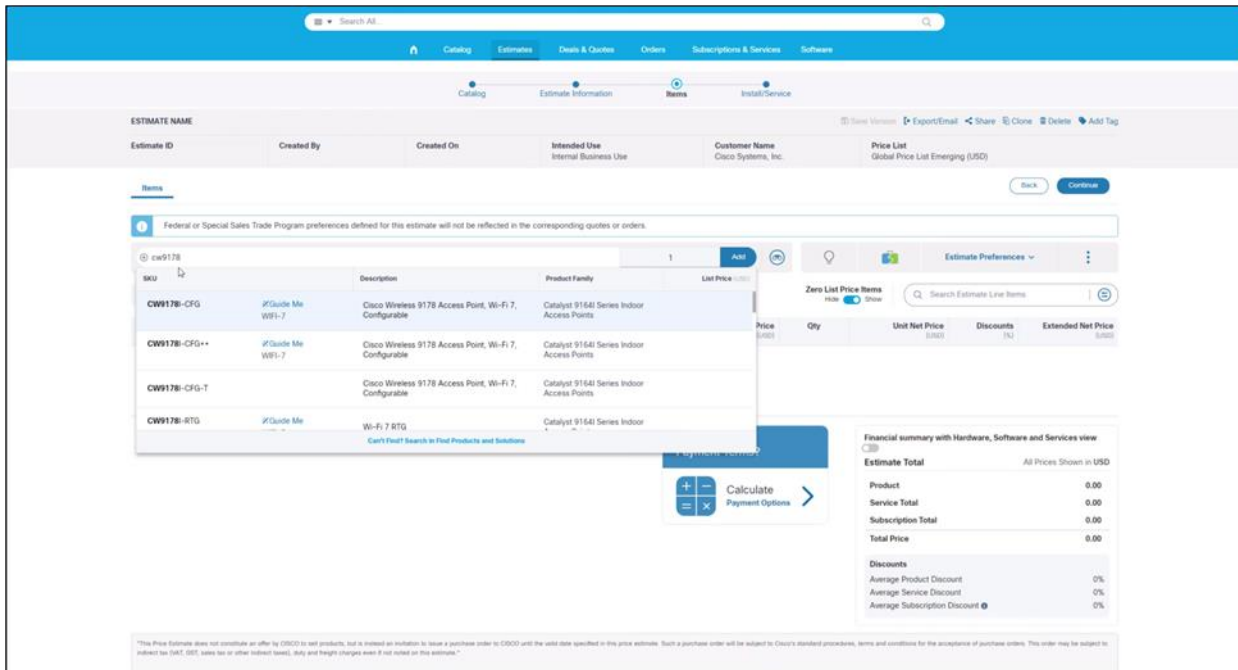
<b>Cisco Wireless Essentials</b>	LIC-CW-E
<b>Cisco Wireless Advantage</b>	LIC-CW-A

Firmware requirements:

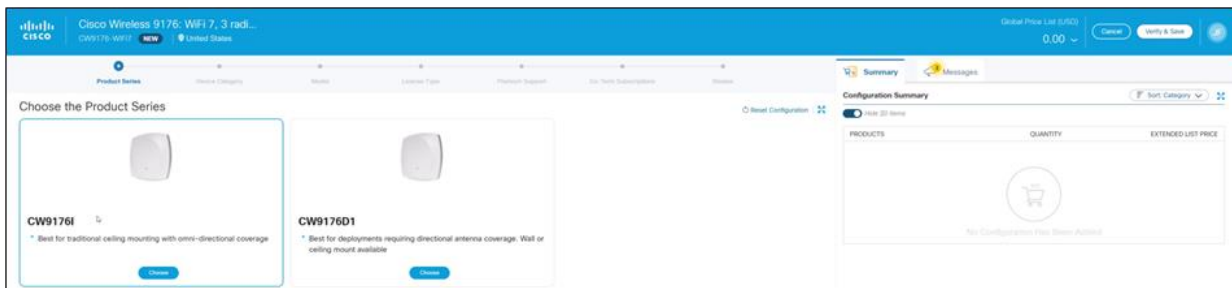
- On-premises: IOS-XE 17.15.2
- Cloud: no Meraki firmware requirements

How to order a Cisco Networking Subscription

**Step 1:** In CCW, search for the desired Wi-Fi 7 device SKU, which will then take you through a “guided” buying experience.

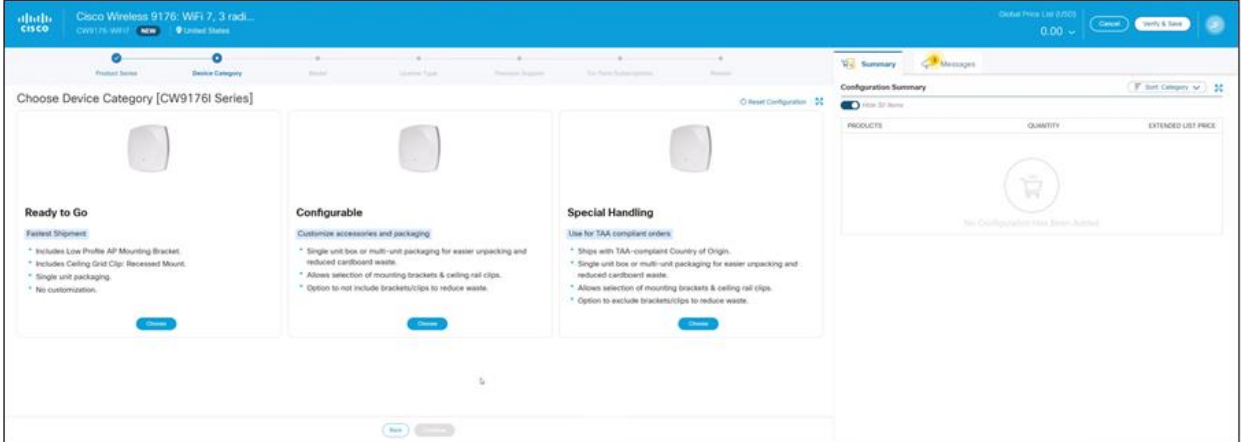


**Step 2:** If applicable, select the Wi-Fi 7 product series

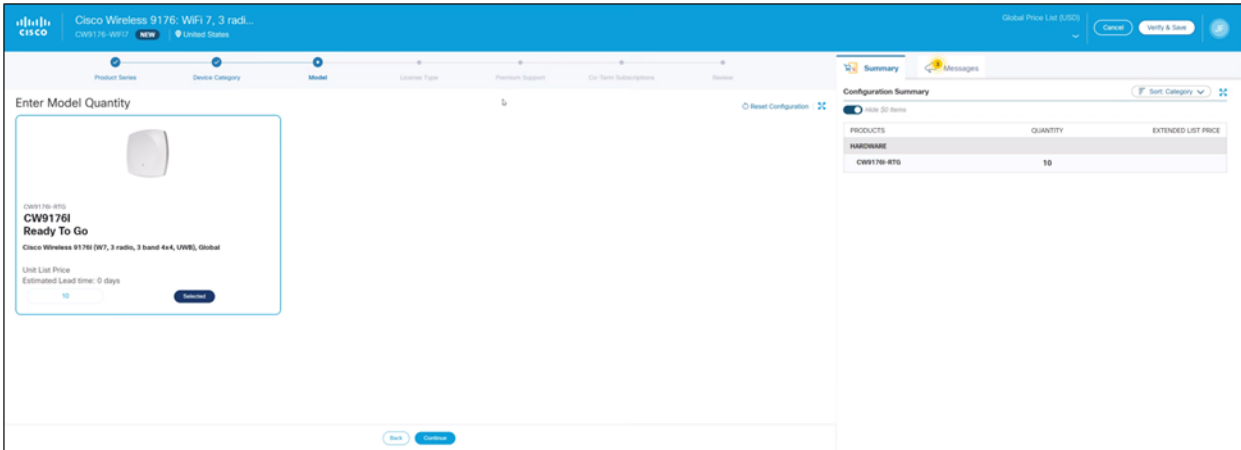


**Step 3: Select a device category:**

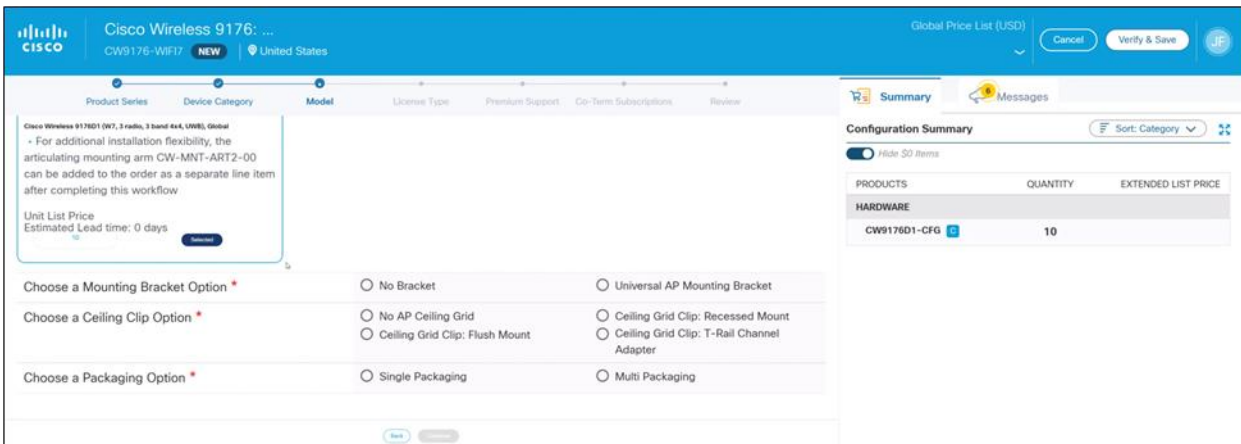
- RTG: Ready to go – fastest shipment with default choices
- CFG: Configurable – customizable accessories and packaging
- Special Handling (CFG++) – use for TAA compliant orders



**Step 4a (Ready to Go): Select quantity of devices**

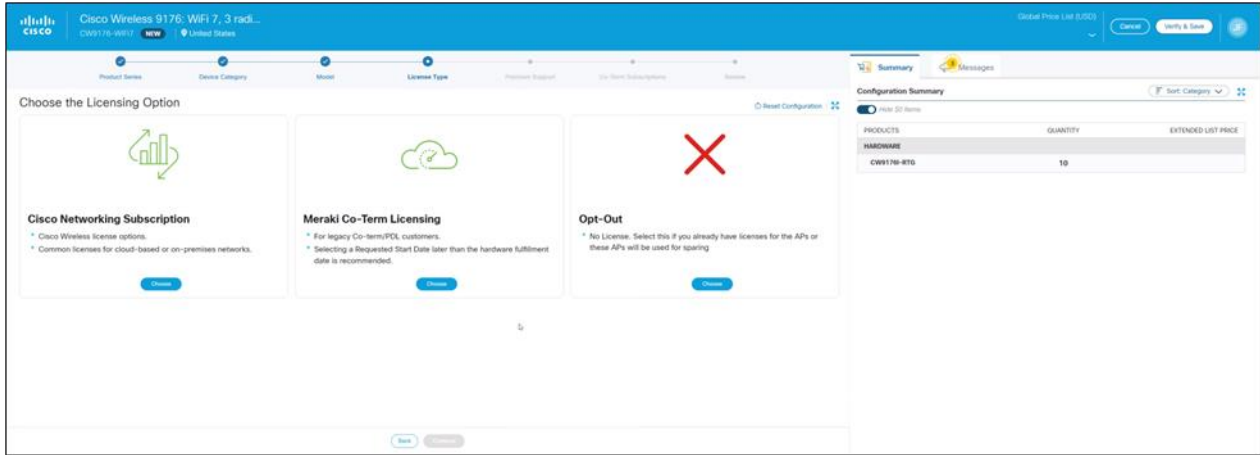


**Step 4b (Configurable): Select quantity of devices, then choose from mounting bracket, ceiling clip, and packaging options**



**Step 5:** Select the desired product licensing model:

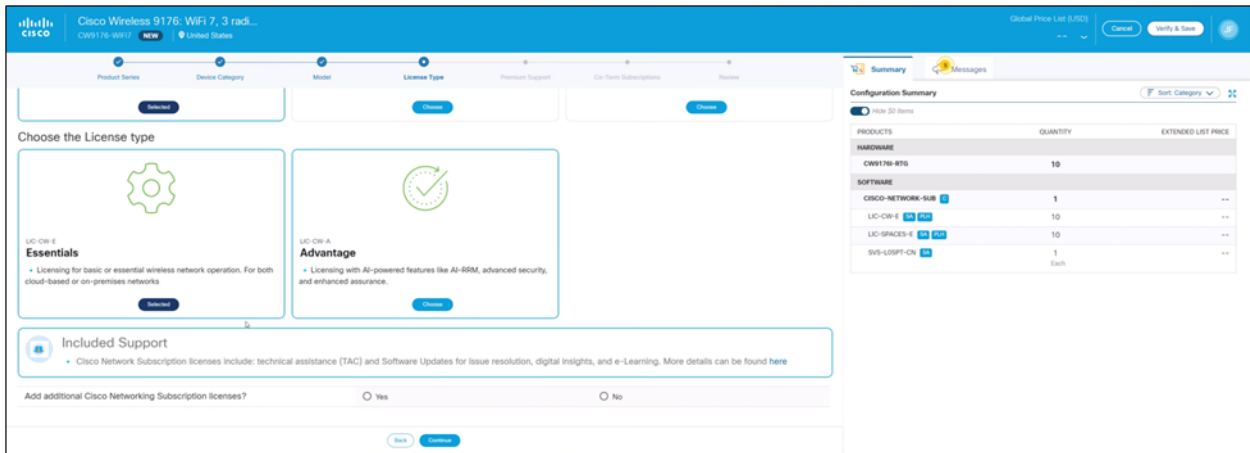
- Cisco Networking Subscription
- Meraki co-term licensing (co-term, cloud-only)
- Opt-out (hardware only)



If buying a Cisco Networking Subscription, continue with Step 6. Otherwise:

- skip to **Step 8 for Meraki Co-Term Licensing**
- skip to **Step 10 for Opt-Out**

**Step 6:** Select between Essentials or Advantage feature tier



**Step 7:** If desired, add additional wireless unified licenses to your Cisco Networking Subscription

Product Series: Cisco Wireless 9176: WiFi 7, 3 rad...  
 Device Category: CW9176-WF17  
 Model: NEW  
 License Type: United States

Configuration Summary

PRODUCTS	QUANTITY	EXTENDED LIST PRICE
<b>HARDWARE</b>		
CW9176-8TG	10	
<b>SOFTWARE</b>		
CISCO-NETWORK-SUB	1	0.00
LIC-OW-2	10	---
LIC-SPACES-1	10	---

**Step 8 (Meraki Co-Term Licensing):** Select license option

Product Series: Cisco Wireless 9176: ...  
 Device Category: CW9176-WF17  
 Model: NEW  
 License Type: United States

Choose the Licensing Option

- Cisco Networking Subscription**  
 \* Cisco Wireless license options.  
 \* Common licenses for cloud-based or on-premises networks.
- Meraki Co-Term Licensing** (Selected)  
 \* For legacy Co-term/PDL customers.  
 \* Selecting a Requested Start Date later than the hardware fulfillment date is recommended.
- Opt-Out**  
 \* No License. Select this if you already have licenses for the APs or these APs will be used for sparing.

Configuration Summary

PRODUCTS	QUANTITY	EXTENDED LIST PRICE
<b>HARDWARE</b>		
CW9176D1-CFG	10	
AIR-AP-BRACKET-2	10	0.00
AIR-AP-NO-CLIP	10	0.00
CW9176-MULTI	10	0.00

**Step 9 (Meraki Co-Term Licensing):** Select license quantity

Product Series: Cisco Wireless 9176: ...  
 Device Category: CW9176-WF17  
 Model: NEW  
 License Type: United States

Choose the License type

- LIC-OW-2  
 Requested Start Date: 1/1/2024  
 Unit List Price: \$0.00
- LIC-OW-3  
 Requested Start Date: 1/1/2024  
 Unit List Price: \$0.00
- LIC-OW-3H  
 Requested Start Date: 1/1/2024  
 Unit List Price: \$0.00

Configuration Summary

PRODUCTS	QUANTITY	EXTENDED LIST PRICE
<b>HARDWARE</b>		
CW9176D1-CFG	10	
AIR-AP-BRACKET-2	10	0.00
AIR-AP-NO-CLIP	10	0.00
CW9176-MULTI	10	0.00

## Step 10 (Opt-Out): Select license option

**Choose the Licensing Option**

- Cisco Networking Subscription**  
Cisco Wireless license options.  
Common licenses for cloud-based or on-premises networks.
- Meraki Co-Term Licensing**  
For legacy Co-term/PDL customers.  
Selecting a Requested Start Date later than the hardware fulfillment date is recommended.
- Opt-Out**  
No License. Select this if you already have licenses for the APs or these APs will be used for sparing.

**Configuration Summary**

PRODUCTS	QUANTITY	EXTENDED LIST PRICE
<b>HARDWARE</b>		
CW9176D1-RTG	10	

## Step 11: Select optional RMA Upgrade options

**What type of Support Upgrade do you want?**

- Opt-Out** (Selected)
- RMA ONLY EXTENDED**
- RMA ONLY 24x7x24**
- RMA ONLY 24x7x20H**
- RMA ONLY 24x7x16**
- RMA ONLY 24x7x8AS**
- RMA ONLY EXTENDED**

**Configuration Summary**

PRODUCTS	QUANTITY	EXTENDED LIST PRICE
<b>HARDWARE</b>		
CW9176-RTG	10	
<b>SOFTWARE</b>		
CISCO-NETWORK-SUB	1	0.00
LIC-CW-E	5	--
LIC-CW-E	10	--
LIC-SPACES-E	5	--
LIC-SPACES-E	10	--

## Step 12: Choose subscription details like renewal date and billing frequency

**New Subscription Terms and Billing**

Requested For: 12 Months from 03-Nov-2024 to 02-Nov-2025

Automatic Renewal:  On

Automatically Renewal For: 12 Months On 03-Nov-2025

Requested Start Date: 03 Nov 2024

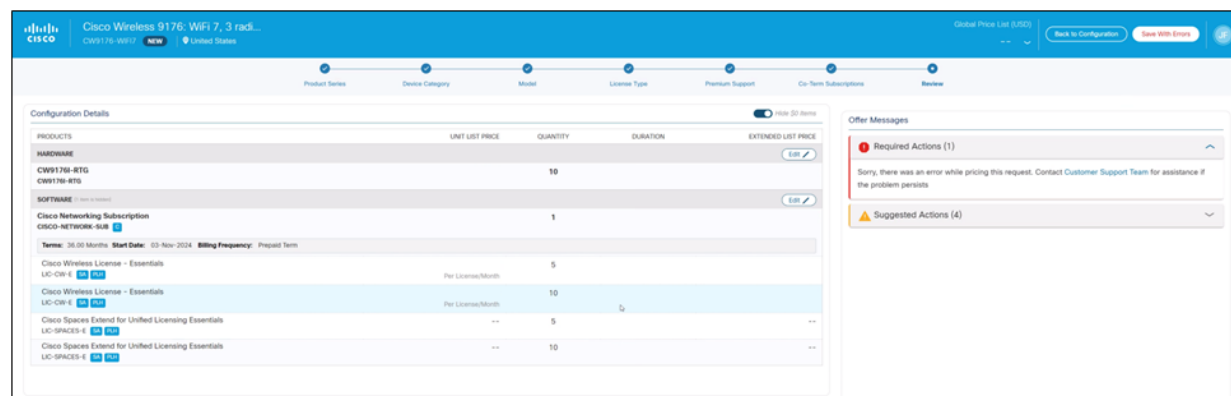
Billing Frequency: **Monthly Billing** (Selected)

- Prepaid Term
- Annual Billing
- Quarterly Billing
- Monthly Billing (Selected)
- Co-Term to an End Date

**Configuration Summary**

PRODUCTS	QUANTITY	EXTENDED LIST PRICE
<b>HARDWARE</b>		
CW9176-RTG	10	
<b>SOFTWARE</b>		
CISCO-NETWORK-SUB	1	0.00
LIC-CW-E	5	--
LIC-CW-E	10	--
LIC-SPACES-E	5	--
LIC-SPACES-E	10	--

## Step 13: Review order details



## Cisco DNA software for wireless product overview

Cisco DNA software subscriptions deliver an unbound network on an open and extensible architecture to help you navigate the digital journey. Benefits include lower initial costs, investment protection, agility to respond more quickly to business needs, and better budget predictability. These 3-, 5-, and 7-year subscriptions include full Cisco capabilities supported by Cisco Software-Defined Access (SD-Access), AI / ML, analytics, automation, and security. For a full list of Cisco DNA software features, please visit the [Wireless Feature Matrix](#).

More details about the available features in each tier can be found at <https://www.cisco.com/go/dnawireless>.

## Cisco platforms supported by Cisco DNA wireless subscriptions

The following access point platforms are supported:

- All Cisco Catalyst 9100 Access Points are fully supported, except Wi-Fi 7 APs. The following Wireless LAN Controller (WLC) platforms are supported:
- [Cisco Catalyst 9800 Series Wireless Controllers](#).

## How to order a Cisco DNA wireless subscription

Cisco DNA software subscriptions for wireless can be ordered through the following methods:

- Cisco DNA software subscription, along with an access point order
- Standalone Cisco DNA software subscription

## Ordering Cisco DNA subscriptions along with an access point order

- Cisco DNA software subscriptions are available to order along with all Cisco access points.
- For convenience, Cisco DNA Advantage 5-year is preselected as the default option with Cisco Catalyst 9100 Access Points.

To order a Cisco DNA subscription with access points in Cisco Commerce, follow these steps:

1. Enter the access point SKU. For example, CW9166I-B.
2. Select the appropriate AIR-DNA (AIR-DNA-A or AIR-DNA-E) license type.
3. Choose the Cisco DNA license term (3, 5, or 7 years).

<input type="checkbox"/>	Hardware, Software and Services	Estimated Lead Time ⓘ	Unit List Price (USD)	Qty	Unit Net Price (USD)	Discount (%)	Extended Net Price (USD)
<input type="checkbox"/>	1.0 CW91661-B <span style="background-color: #28a745; color: white; padding: 2px;">SVIP</span> <a href="#">more</a> ⓘ Catalyst 91661 AP (W6E, tri-band 4x4, XOR) w/Reg-B <span style="color: orange;">⚠</span> Invalid as of 07-Jul-2023 08:39:55 PDT <a href="#">Edit Options</a>   <a href="#">Edit Service/Subscription</a>   <a href="#">Validate</a>   <a href="#">Recommended Content</a>   <a href="#">Add Note</a>   <a href="#">More Actions</a> ⌵	52 days	2,630.48	1	2,630.48	0.00	2,630.48
							<a href="#">Add Subtotal</a>

**Figure 1.**  
Ordering the access points

Configuration Summary [View Full Summary](#)
Option Search ⓘ Multiple Options Search ⓘ

Category ⓘ	Qty	Extended List Price (USD)
<b>Software Subscription</b>		
AIR-DNA-A	1	0.00
AIR-DNA-A-SY 60 Mths		1,094.17
PI-LFAS-AP-T	1	0.00
PI-LFAS-AP-T-SY 60 Mths		0.00
AIR-DNA-A-T	1	0.00
AIR-DNA-A-T-SY 60 Mths		0.00
AIR-DNA-NWSTACK-A	1	0.00
SPACES-EXT-T	1	0.00
SPACES-EXT-SY 60 Mths		0.00
<b>Total</b>		<b>3,601.65</b>
<b>Estimated Lead Time</b>		<b>52 days</b>

**CW91661-B > Software Subscription**

SKU	Qty	Estimated Lead Time ⓘ	Unit List Price (USD)
<input checked="" type="radio"/> AIR-DNA-A <span style="background-color: #28a745; color: white; padding: 2px;">3</span> <span style="background-color: #28a745; color: white; padding: 2px;">5</span> <span style="background-color: #28a745; color: white; padding: 2px;">7</span> Wireless Cisco DNA On-Prem Advantage, Term Lic <a href="#">More</a>	1	3 days	0.00
<input type="radio"/> AIR-DNA-E <span style="background-color: #28a745; color: white; padding: 2px;">3</span> <span style="background-color: #28a745; color: white; padding: 2px;">5</span> <span style="background-color: #28a745; color: white; padding: 2px;">7</span> Wireless Cisco DNA On-Prem Essential, Term Lic <a href="#">More</a>	Qty	3 days	0.00
<input type="radio"/> CW91661-DNA-OPTOUT CISCO DNA SUBSCRIPTION OPTOUT for CW91661	1	28 days	0.00

[Clear Selection](#) | [Show Incompatible SKUs](#)

[Reset Configuration](#)
[Cancel](#) [Done](#)

**Figure 2.**  
Selecting a Cisco DNA subscription

## Cisco DNA standalone SKUs for ordering

**Table 25.** Cisco DNA license options

SKU	Description
AIR-DNA	Cisco DNA licenses for wireless
AIR-DNA-A	Cisco DNA Advantage term licenses
AIR-DNA-E	Cisco DNA Essentials term licenses

To order in Cisco Commerce, follow these steps:

1. Enter AIR-DNA.
2. Select the appropriate AIR-DNA license type.
3. Choose the Cisco DNA term license (3, 5, or 7 years).

1.0 AIR-DNA 3 days 0.00 1 0.00 0.00 0.00  
 more

CISCO DNA for Wireless - CHOOSE ONLY QTY 1 HERE  
**Success Track: CAMPUS NETWORK**  
 Invalid as of 07-Jul-2023 08:54:51 PDT

[Edit Options](#) | [Edit Service/Subscription](#) | [Validate](#) | [Recommended Content](#) | [Add Note](#) | [More Actions](#) [Add Subtotal](#)

**Figure 3.**  
Specifying AIR-DNA

**Configuration Summary** [View Full Summary](#)

Category	Qty	Extended List Price (USD)
<b>DNAC On-Prem Subscription</b>		
AIR-DNA-A	1	0.00
AIR-DNA-A-SY (60 Mth)		1,094.17
PI-LFAS-AP-T	1	0.00
PI-LFAS-AP-T-SY (60 Mth)		0.00
AIR-DNA-A-T	1	0.00
AIR-DNA-A-T-SY (60 Mth)		0.00
AIR-DNA-NWSTACK-A	1	0.00
SPACES-EXT-T	1	0.00
SPACES-EXT-SY (60 Mth)		0.00
<b>Total</b>		<b>1,094.17</b>
<b>Estimated Lead Time</b>		<b>28 days</b>

[Reset Configuration](#)

**Option Search** | **Multiple Options Search**

AIR-DNA > DNAC On-Prem Subscription

**DNAC On-Prem Subscription**

SKU	Qty	Estimated Lead Time	Unit List Price (USD)
<input checked="" type="radio"/> AIR-DNA-A <a href="#">More</a>	1	3 days	0.00
Wireless Cisco DNA On-Prem Advantage, Term Lic			
<input type="radio"/> AIR-DNA-E <a href="#">More</a>	Qty	3 days	0.00
Wireless Cisco DNA On-Prem Essential, Term Lic			

[Clear Selection](#) | [Show Incompatible SKUs](#)

**Figure 4.**  
Choosing a license type

**Configuration Summary** [View Full Summary](#)

Category	Qty	Extended List Price (USD)
<b>DNAC On-Prem Subscription</b>		
AIR-DNA-A	1	0.00
AIR-DNA-A-SY (60 Mth)		1,094.17
PI-LFAS-AP-T	1	0.00
PI-LFAS-AP-T-SY (60 Mth)		0.00
AIR-DNA-A-T	1	0.00
AIR-DNA-A-T-SY (60 Mth)		0.00
AIR-DNA-NWSTACK-A	1	0.00
SPACES-EXT-T	1	0.00
SPACES-EXT-SY (60 Mth)		0.00
<b>Total</b>		<b>1,094.17</b>
<b>Estimated Lead Time</b>		<b>28 days</b>

[Reset Configuration](#)

**Option Search** | **Multiple Options Search**

AIR-DNA > DNAC On-Prem Subscription > DNAC On-Prem Subscription > AIR-DNA-A

**Cisco Spaces | Subscription**

SKU	Qty	Estimated Lead Time	Unit List Price (USD)
<input checked="" type="radio"/> SPACES-EXT-T <a href="#">More</a>	1	21 days	0.00
Cisco Spaces Extend Term License for Cisco DNA Advantage			
<b>Software Subscriptions</b>			
Duration Month(s)			
<input type="radio"/> SPACES-EXT-3Y		36	0.00
Range 36 to 59			
<input checked="" type="radio"/> SPACES-EXT-5Y		60	0.00
Range 60 to 83 Requested Start/End Date			
<input type="radio"/> SPACES-EXT-7Y		84	0.00
Range 84 to 84			

**Figure 5.**  
Choosing a license term

---

## Cisco Catalyst 9800 Series highlights

Built from the ground up for intent-based networking and Cisco DNA, the Cisco Catalyst 9800 Series Wireless Controllers bring together the magic of Cisco IOS XE and Cisco RF excellence, to create a best-in-class wireless experience for your evolving and growing organization. The 9800 Series wireless controllers are built on an open and programmable architecture with built-in security, streaming telemetry, and rich analytics.

The Cisco Catalyst 9800 Series Wireless Controllers are feature rich and enterprise ready to power your business-critical operations and transform end-customer experiences:

- High availability and seamless software updates, enabled by hot patching, keep your clients and services always on during planned and unplanned events.
- Secure the air, devices, and users with the 9800 Series controllers. Wireless infrastructure becomes the strongest first line of defense with Cisco Encrypted Traffic Analytics (ETA) and SD-Access. The controllers come with built-in security features such as secure boot, runtime defenses, image signing, integrity verification, and hardware authenticity.
- Deploy anywhere to enable wireless connectivity everywhere. Whether on-premises, in a public or private cloud, or embedded on a switch or access point, the Cisco Catalyst 9800 Series has multiple deployment and scale options to best meet your organization's needs.
- Built on a modular operating system, the 9800 Series' open and programmable APIs enable automation of your day-0 to day-N network operations. Model-driven streaming telemetry provides deep insights into the health of your network and clients.

Cisco Catalyst 9800 Series Wireless Controllers are available in multiple form factors to best suit your deployment preference:

- Cisco Catalyst 9800 Series Wireless Controller appliances (CW9800M, CW9800H1, CW9800H2, C9800-L, C9800-40, and C9800-80)
- Cisco Catalyst 9800 Wireless Controllers for Cloud  
<https://www.cisco.com/c/dam/en/us/products/collateral/wireless/catalyst-9800-series-wireless-controllers/nb-06-cat9800-ser-aag-ctp-en.pdf>.

## Wireless platform support summary and part numbers

**Table 26.** Wireless platform support summary

Product family	Product name	Description
<b>Cisco Catalyst 9800 Series Wireless Controller appliances</b>	Cisco Catalyst CW9800M	Powerful and efficient 1RU design for medium sized deployments. Supports up to 3000 APs and 32000 clients with up to 50 Gbps.
	Cisco Catalyst CW9800H1	Powerful and efficient 1RU design for large sized deployments with 4 x 25 Gbps and 8 x 1/10 Gbps uplinks. Supports up to 6000 APs and 64000 clients with up to 100 Gbps.
	Cisco Catalyst CW9800H2	Powerful and efficient 1RU design with 2 x 40 Gbps and 8 x 1/10 Gbps uplinks. Supports up to 6000 APs and 64000 clients with up to 100 Gbps.
	Cisco Catalyst 9800-L Wireless Controller	9800-L: Perfect for small organizations, this controller offers seamless software updates
	Cisco Catalyst 9800-40 Wireless Controller	9800-40: Fixed wireless controller with seamless software updates
	Cisco Catalyst 9800-80 Wireless Controller	9800-80: Modular wireless controller with 100G modular uplink and seamless software updates
<b>Cisco Catalyst 9800 Wireless Controllers for Cloud</b>	Cisco Catalyst 9800-CL Wireless Controller for Cloud (Private cloud: VMware ESXI, KVM, Cisco NFVIS on ENCS) (Public cloud: AWS Marketplace)	Wireless controller that can be deployed in a private cloud or in a public cloud as Infrastructure as a Service (IaaS)
<b>Cisco Catalyst 9800 SD-Access Embedded Wireless</b>	Cisco Catalyst 9800 Embedded Wireless for Switch	Cisco Catalyst 9800 software sub-package for Cisco Catalyst 9000 switching platform

**Table 27.** Wireless platform part numbers

Product family	Part numbers	Description
<b>Cisco Catalyst CW9800M Wireless Controller</b>	PWR-CH1-750WACR	Cisco 750W AC Power Supply
	A1K-1RU-REAR=	Rear rack mount kit for CW9800
<b>Cisco Catalyst CW9800H1 Wireless Controller</b>	PWR-CH1-750WACR	Cisco 750W AC Power Supply
	PWR-CH1-950WDCR	Cisco 950W DC Power Supply
	A1K-1RU-REAR=	Rear rack mount kit for CW9800
<b>Cisco Catalyst CW9800H2 Wireless Controller</b>	PWR-CH1-750WACR	Cisco 750W AC Power Supply
	PWR-CH1-950WDCR	Cisco 950W DC Power Supply
	A1K-1RU-REAR=	Rear rack mount kit for CW9800
<b>Cisco Catalyst 9800-L Wireless Controller</b>	C9800-L-C-K9	Cisco Catalyst 9800-L-C Wireless Controller_Copper Uplink
	C9800-L-F-K9	Cisco Catalyst 9800-L-F Wireless Controller_Fiber Uplink
	C9800-AC-110W	Cisco Catalyst 9800-L Wireless Controller Power Adapter
	C9800-AC-110W=	Cisco Catalyst Wireless Controller 110W AC Power Adapter Spare
	LIC-C9800-DTLS-K9	Cisco Catalyst 9800 Wireless Controller DTLS license
	C9800L-RMNT	C9800 Wireless Controller Rack Mount Tray
	C9800L-RMNT=	Spare C9800 Wireless Controller Rack Mount Tray
	C4948E-BKT-KIT=	C49xxE front and rear mount brackets
<b>Cisco Catalyst 9800-40 Wireless Controller</b>	C9800-40-K9	Cisco Catalyst 9800-40 Wireless Controller
	C9800-AC-750W-R	Cisco Catalyst 9800-40 750W AC Power Adapter Reverse Air (part of the system configuration)
	C9800-AC-750W-R=	Cisco Catalyst 9800-40 750W AC Power Adapter Reverse Air (spare)
	LIC-C9800-DTLS-K9	Cisco 9800 Wireless Controller DTLS license

Product family	Part numbers	Description
<b>Cisco Catalyst 9800-80 Wireless Controller</b>	C9800-80-K9	Cisco Catalyst 9800-80 Wireless Controller
	C9800-AC-1100W	Cisco Catalyst Wireless Controller 1100W AC Power Adapter (part of the system configuration)
	C9800-AC-1100W=	Cisco Catalyst Wireless Controller 1100W AC Power Adapter (spare)
	C9800-DC-950W	Cisco Catalyst Wireless Controller 950W DC Power Adapter (part of the system configuration)
	C9800-DC-950W=	Cisco Catalyst Wireless Controller 950W DC Power Adapter (spare)
	LIC-C9800-DTLS-K9	Cisco Catalyst 9800 Wireless Controller DTLS license
<b>Cisco Catalyst 9800-CL Wireless Controller for Cloud</b>	L-C9800-CL-K9	Cisco Catalyst 9800-CL Wireless Controller
<b>Modules for 9800-80</b>	C9800-18X1GE (=)	Cisco Catalyst 9800-80 GE module
	C9800-10X10GE (=)	Cisco Catalyst 9800-80 10 GE module
	C9800-1X40GE (=)	Cisco Catalyst 9800-80 1-port 40 GE module
	C9800-2X40GE (=)	Cisco Catalyst 9800-80 2-port 40 GE module
	C9800-1X100GE (=)	Cisco Catalyst 9800-80 1-port 100 GE module

**Table 28.** Cisco Campus Gateway platforms

<b>Campus Gateway CW9800H1-MCG</b>	PWR-CH1-750WACR <sup>1</sup>	Cisco 750W AC Power Supply
	PWR-CH1-950WDCR	Cisco 950W DC Power Supply
	A1K-1RU-REAR=	Rear rack mount kit for CW9800

<sup>1</sup> Dual 750WAC power supplies are included. If the alternative 950W DC is required, please order separately.

## Cisco Catalyst 9800 Series Wireless Controller ordering steps

Cisco Catalyst 9800 Series Wireless Controllers can be ordered from [Cisco Commerce](#).

### CW9800M ordering steps

**Table 29.** Ordering steps for Cisco Catalyst CW9800M

1. Type “CW9800M,” then add “CW9800M” and select “Edit Options.”	
Part number	Description
<b>CW9800M</b>	Cisco Catalyst CW9800M Wireless Controller (ships with one AC power adapter)

**Table 30.** Software Image

2. The software image is auto selected.	
Part number	Description
<b>SW-9800M-1714</b>	Software image (current version of software installed at factory)

**Table 31.** Power adaptor selection

3. The power adapter is auto selected.	
Part number	Description
<b>PWR-CH1-750WACR</b>	Cisco 750W AC power adapter

**Table 32.** Country specific power cable

4. Choose the country-specific power cable (presented after selecting the power adapter).			
Part number	Description	Part number	Description
<b>CAB-ACC</b>	China AC Type A Power Cable	CAB-IND	India AC Type A Power Cable
<b>CAB-ACR</b>	Argentina AC Type A Power Cable	CAB-L620P-C13-JPN	Japan AC Type A Power Cable
<b>CAB-ACU</b>	UK AC Type A Power Cable	CAB-AC	North America AC Type A Power Cable
<b>CAB-C13-C14-2M</b>	Cabinet Jumper Power Cord, 250 VAC 10 A, C13-C14 Connectors	CAB-ACA	Australia AC Type A Power Cable
<b>CAB-C13-C14-AC</b>	Cabinet Jumper Power Cord, 250 VAC 10 A, C13-C14 Connectors	CAB-L620P-C13-US	US Standard Power Cable
<b>CAB-C13-C14-JMPRCAB-ACS</b>	Cisco Power Cable	CAB-JPN	Japan AC Type A Power Cable

**4. Choose the country-specific power cable (presented after selecting the power adapter).**

Part number	Description	Part number	Description
CAB-ACI	Italy AC Type A Power Cable	CAB-C13-CBN	Cabinet Jumper Power Cord, 250 VAC 10 A, C13-C14 Connectors
CAB-C15-ACB	Brazil AC Type A Power Cable	CAB-ACE	Continental Europe AC Type A Power Cable
CAB-ACS	Switzerland AC Type A Power Cable		

**CW9800H1/CW9800H2 ordering steps**

**Table 33.** Ordering steps for Cisco Catalyst CW9800H1/H2

**1. Type “CW9800H1 or CW9800H2,” then add “CW9800H1 or CW9800H2”and select “Edit Options.”**

Part number	Description
CW9800H1 or CW9800H2	Cisco Catalyst CW9800H1 or CW9800H2 Wireless Controller

**Table 34.** Software image

**2. Click “Software,” and SC980040K9-1610 is auto selected.**

Part number	Description
SW9800H-1714	Software image (current version of software installed at factory)

**Table 35.** Power adapter selection

**3. Click “Power” and choose from the options below.**

Part number	Description
PWR-CH1-750WACR	Cisco 750W AC power adapter
PWR-CH1-950WDCR	Cisco 950W DC power adapter

**Table 36.** Country specific power cable

**4. Select the presented power cable type from the list below after clicking the AC power adapter.**

Part number	Description	Part number	Description
CAB-ACC	China AC Type A Power Cable	CAB-IND	India AC Type A Power Cable
CAB-ACR	Argentina AC Type A Power Cable	CAB-L620P-C13-JPN	Japan AC Type A Power Cable

**4. Select the presented power cable type from the list below after clicking the AC power adapter.**

Part number	Description	Part number	Description
<b>CAB-ACU</b>	UK AC Type A Power Cable	CAB-AC	North America AC Type A Power Cable
<b>CAB-C13-C14-2M</b>	Cabinet Jumper Power Cord, 250 VAC 10 A, C13-C14 Connectors	CAB-ACA	Australia AC Type A Power Cable
<b>CAB-C13-C14-AC</b>	Cabinet Jumper Power Cord, 250 VAC 10 A, C13-C14 Connectors	CAB-L620P-C13-US	US Standard Power Cable
<b>CAB-C13-C14-JMPR</b>	Cisco Power Cable	CAB-JPN	Japan AC Type A Power Cable
<b>CAB-ACI</b>	Italy AC Type A Power Cable	CAB-C13-CBN	Cabinet Jumper Power Cord, 250 VAC 10 A, C13-C14 Connectors
<b>CAB-C15-ACB</b>	Brazil AC Type A Power Cable	CAB-ACE	Continental Europe AC Type A Power Cable
<b>CAB-ACS</b>	Switzerland AC Type A Power Cable		

**Note:** No cable option is presented when the DC power adapter is selected.

**C9800-L-F-K9 and C9800-L-C-K9 ordering steps**

**Table 37.** Ordering steps for Cisco Catalyst 9800-L Wireless Controllers

**1. Type “C9800-L-C-K9/ C9800-L-F-K9,” then add “C9800-L-C-K9/ C9800-L-F-K9” and select “Edit Options.”**

Part number	Description
<b>C9800-L-C-K9</b>	Cisco Catalyst 9800-L-C Wireless Controller_Copper Uplink (ships with one AC power adapter)
<b>C9800-L-F-K9</b>	Cisco Catalyst 9800-L-F Wireless Controller_Fiber Uplink (ships with one AC power adapter)

**Table 38.** Optional Data Encryption License

**2. Click “Data Encryption” and select DTLS license if encryption of client data is required (optional).**

Part number	Description
<b>LIC-C9800-DTLS-K9</b>	Cisco Catalyst 9800 Wireless Controller DTLS license

**Table 39.** Software image

3. The software image is auto selected.	
Part number	Description
SC9800LK9-xxxx	Software image (xxxx = current version of software installed at factory)

**Table 40.** Power adapter selection

4. The power adapter is auto selected.	
Part number	Description
C9800-AC-110W	Cisco Catalyst 9800-L 110W AC power adapter

**Table 41.** Country-specific power cable

5. Choose the country-specific power cable (presented after selecting the power adapter).			
Part number	Description	Part number	Description
CAB-AC-C5	AC Power Cord, Type C5, US, Canada	CAB-AC-C5-ITA	AC Power Cord, Type C5, Italy
CAB-AC-C5-ARG	AC Power Cord, Type C5, Argentina	CAB-AC-C5-JAP	AC Power Cord, Type C5, Japan
CAB-AC-C5-AUS	AC Power Cord, Type C5, Australia	CAB-AC-C5-KOR	AC Power Cord, Type C5, Korea
CAB-AC-C5-BR	AC Power Cord, Type C5, Brazil	CAB-AC-C5-SAF	AC Power Cord, Type C5, South Africa
CAB-AC-C5-BRA	AC Power Cord, Type C5, Brazil	CAB-AC-C5-SWI	AC Power Cord, Type C5, Switzerland
CAB-AC-C5-CHI	AC Power Cord, Type C5, China	CAB-AC-C5-TWN	AC Power Cord, Type C5, Taiwan
CAB-AC-C5-EUR	AC Power Cord, Type C5, Europe	CAB-AC-C5-UK	AC Power Cord, Type C5, UK
CAB-AC-C5-IND	AC Power Cord, Type C5, India	CAB-AC-C5-ITA	AC Power Cord, Type C5, Italy
CAB-AC-C5	AC Power Cord, Type C5, US, Canada		

### C9800-40-K9 ordering steps

**Table 42.** Ordering steps for Cisco Catalyst 9800-40

1. Type “C9800-40-K9,” then add “C9800-40-K9” and select “Edit Options.”	
Part number	Description
C9800-40-K9	Cisco Catalyst 9800-40 Wireless Controller (ships with one AC power adapter)

**Table 43.** Optional Data Encryption license

2. Click “Data Encryption” and select DTLS license if encryption of client data is required (optional).	
Part number	Description
LIC-C9800-DTLS-K9	Cisco Catalyst 9800 Wireless Controller DTLS license

**Table 44.** Software Image

3. The software image is auto selected.	
Part number	Description
SC980040K9-xxxx	Software image (xxxx = current version of software installed at factory)

**Table 45.** Power adapter selection

4. The power adapter is auto selected.	
Part number	Description
C9800-AC-750W-R	Cisco Catalyst 9800-40 750W AC power adapter

**Table 46.** Country-specific power cable

5. Choose the country-specific power cable (presented after selecting the power adapter).			
Part number	Description	Part number	Description
CAB-ACC	China AC Type A Power Cable	CAB-IND	India AC Type A Power Cable
CAB-ACR	Argentina AC Type A Power Cable	CAB-L620P-C13-JPN	Japan AC Type A Power Cable
CAB-ACU	UK AC Type A Power Cable	CAB-AC	North America AC Type A Power Cable
CAB-C13-C14-2M	Cabinet Jumper Power Cord, 250 VAC 10 A, C13-C14 Connectors	CAB-ACA	Australia AC Type A Power Cable
CAB-C13-C14-AC	Cabinet Jumper Power Cord, 250 VAC 10 A, C13-C14 Connectors	CAB-L620P-C13-US	US Standard Power Cable
CAB-C13-C14-JMPCAB-ACS	Cisco Power Cable	CAB-JPN	Japan AC Type A Power Cable
CAB-ACI	Italy AC Type A Power Cable	CAB-C13-CBN	Cabinet Jumper Power Cord, 250 VAC 10 A, C13-C14 Connectors
CAB-C15-ACB	Brazil AC Type A Power Cable	CAB-ACE	Continental Europe AC Type A Power Cable

**5. Choose the country-specific power cable (presented after selecting the power adapter).**

Part number	Description	Part number	Description
CAB-ACS	Switzerland AC Type A Power Cable		

**C9800-80-K9 ordering steps**

**Table 47.** Ordering steps for Cisco Catalyst 9800-80

**1. Type “C9800-80-K9,” then add “C9800-80-K9” and select “Edit Options.”**

Part number	Description
C9800-80-K9	Cisco Catalyst 9800-80 Wireless Controller

**Table 48.** Optional Data Encryption License

**2. Click “Data Encryption” and select DTLS license if encryption of client data is required (optional).**

Part number	Description
LIC-C9800-DTLS-K9	Cisco Catalyst 9800 Wireless Controller DTLS license

**Table 49.** Software image

**3. Click “Software,” and SC980040K9-1610 is auto selected.**

Part number	Description
SC980080K9-xxxx	Software image (xxxx = current version of software installed at factory)

**Table 50.** Power adaptor selection

**4. Click “Power” and choose from the options below.**

Part number	Description
C9800-AC-1100W	Cisco Catalyst Wireless Controller 1100W AC power adapter
C9800-DC-950W	Cisco Catalyst Wireless Controller 950W DC power adapter

**Table 51.** Country specific power cable

5. Select the presented power cable type from the list below after clicking the AC power adapter.			
Part number	Description	Part number	Description
<b>CAB-ACC</b>	China AC Type A Power Cable	CAB-IND	India AC Type A Power Cable
<b>CAB-ACR</b>	Argentina AC Type A Power Cable	CAB-L620P-C13-JPN	Japan AC Type A Power Cable
<b>CAB-ACU</b>	UK AC Type A Power Cable	CAB-AC	North America AC Type A Power Cable
<b>CAB-C13-C14-2M</b>	Cabinet Jumper Power Cord, 250 VAC 10 A, C13-C14 Connectors	CAB-ACA	Australia AC Type A Power Cable
<b>CAB-C13-C14-AC</b>	Cabinet Jumper Power Cord, 250 VAC 10 A, C13-C14 Connectors	CAB-L620P-C13-US	US Standard Power Cable
<b>CAB-C13-C14-JMPR</b>	Cisco Power Cable	CAB-JPN	Japan AC Type A Power Cable
<b>CAB-ACI</b>	Italy AC Type A Power Cable	CAB-C13-CBN	Cabinet Jumper Power Cord, 250 VAC 10 A, C13-C14 Connectors
<b>CAB-C15-ACB</b>	Brazil AC Type A Power Cable	CAB-ACE	Continental Europe AC Type A Power Cable
<b>CAB-ACS</b>	Switzerland AC Type A Power Cable		

**Note:** No cable option is presented when the DC power adapter is selected.

**Table 52.** Uplink module selection

6. Click “Modules” and select one of the following uplink modules.	
Part number	Description
<b>C9800-10X10GE</b>	Cisco Catalyst 9800-80 10 GE Module
<b>C9800-2X40GE</b>	Cisco Catalyst 9800-80 2 Port 40 GE Module

**Note:** If none of the uplink modules is chosen, C9800-BLANK module will automatically be added to the configuration.

## Cisco Catalyst 9800-CL Wireless Controller for Cloud ordering steps

**Table 53.** Ordering steps for Cisco Catalyst 9800-CL

1. Type “C9800-CL-K9,” then add “C9800-CL-K9” and select “Edit Options.”	
Part number	Description
C9800-CL-K9	Cisco Catalyst 9800 Wireless Controller for Cloud

**Table 54.** Optional Data Encryption License

2. Click “Data Encryption” and select DTLS license if encryption of client data is required (optional).	
Part number	Description
LIC-C9800-DTLS-K9	Cisco Catalyst 9800-CL Wireless Controller DTLS license

**Table 55.** Software image

3. Click “Software” and choose one of the following software images.	
Part number	Description
SC9800CLTARK9-xxxx	Cisco Catalyst 9800-CL Wireless Controller - ENFV
SC9800CLOVAK9-xxxx	Cisco Catalyst 9800-CL Wireless Controller - VMware ESXi
SC9800CLQCOK9-xxxx	Cisco Catalyst 9800-CL Wireless Controller - KVM
SC9800CLAMIK9-xxxx	Cisco Catalyst 9800-CL Wireless Controller - AWS

(xxxx = current version of software installed at factory)

After submission you will get an eDelivery Order Notification email.

1. After placing your order on CCW, do one of the following, based on your software selection in step 3.
  - Private cloud
    - Go to [software.cisco.com](https://software.cisco.com).
    - Download the appropriate image as selected in CCW.
  - Public cloud
    - Go to AWS Marketplace, and search for “C9800-CL.”
    - Continue to subscribe and instantiate the C9800 wireless controller for AWS.

## Catalyst 9800 SD-Access embedded wireless ordering steps

1. Prerequisite: Customer has or will buy a Cisco Catalyst 9300, 9400 or 9500 Series Switch and the required Cisco DNA Advantage or Cisco DNA Essentials licenses.
2. Prerequisite: Customer has or will buy Cisco access points with a Cisco DNA Advantage or Cisco DNA licenses for each access point.
  1. Navigate to the Cisco Catalyst 9300, 9400 or 9500 downloads section on [software.cisco.com](https://software.cisco.com).
  2. Download the “C9800-SW” sub-package.
  3. Install the sub-package on the Cisco Catalyst 9300, 9400 or 9500 Series Switch.

\* **Note:** AIR-DNA Advantage with a 5-year subscription option is selected by default.

**Table 56.** Antennas

Antenna part number	Description
<b>C-ANT9101=</b>	2.4/5/6 GHz Ceiling mount omni antenna, 8-port, DART, Self ID
<b>C-ANT9102=</b>	2.4/5/6 GHz Multi mount omni antenna, 8-port, DART, Self ID
<b>C-ANT9103=</b>	2.4/5/6 GHz Directional antenna, 8-port, DART, Self ID
<b>AIR-AP-BRACKET-9=</b>	C9130AXE antenna bracket
<b>AIR-ANT2524DW-R</b>	Cisco Aironet dual-band dipole antenna; White; Peak Gain 2 dBi at 2.4. GHz and 4 dBi at 5 GHz
<b>AIR-ANT2535SDW-R</b>	Cisco Aironet short dual-band omni antenna, Peak Gain 3 dBi at 2.4. GHz and 5 dBi at 5 GHz
<b>AIR-ANT2524DG-R</b>	Cisco Aironet dual-band dipole antenna; Grey; Peak Gain 2 dBi at 2.4. GHz and 4 dBi at 5 GHz
<b>AIR-ANT2524DB-R</b>	Cisco Aironet dual-band dipole antenna; Black; Peak Gain 2 dBi at 2.4. GHz and 4 dBi at 5 GHz
<b>AIR-ANT2524DW-RS</b>	Cisco Aironet dual-band dipole antenna; White; Peak Gain 2 dBi at 2.4. GHz and 4 dBi at 5 GHz
<b>AIR-ANT2535SDW-RS</b>	Cisco Aironet short dual-band omni antenna, Peak Gain 3 dBi at 2.4. GHz and 5 dBi at 5 GHz
<b>AIR-ANT2524V4C-RS=</b>	Cisco Aironet omni antenna, ceiling mount, Peak Gain 2 dBi at 2.4. GHz and 4 dBi at 5 GHz
<b>AIR-ANT2544V4M-RS=</b>	Cisco Aironet omni antenna, wall/pole mount, Peak Gain 2 dBi at 2.4 GHz and 4 dBi at 5 GHz
<b>AIR-ANT2566P4W-RS=</b>	Cisco Aironet patch antenna, wall/pole mount, Peak Gain 6 dBi at 2.4 GHz and 6 dBi at 5 GHz
<b>AIR-ANT2566D4M-RS=</b>	Cisco Aironet directional antenna, wall/pole mount, Peak Gain 6 dBi at 2.4 GHz and 6 dBi at 5 GHz
<b>AIR-ANT2513P4M-NS=</b>	Cisco Aironet directional antenna, wall/pole mount, Peak Gain 13 dBi at 2.4 GHz and 13 dBi at 5 GHz
<b>AIR-ANT2566P4W-DS=</b>	Cisco Aironet patch antenna, wall/pole mount, Peak Gain 6 dBi at 2.4 GHz and 6 dBi at 5 GHz, 4-port DART connector
<b>AIR-ANT2566D4M-DS=</b>	Cisco Aironet directional antenna, wall/pole mount, Peak Gain 6 dBi at 2.4 GHz and 6 dBi at 5 GHz, 4-port DART connector

Select 2.4- and 5-GHz dual-band external configurable or spare antennas (applicable if C9124AXE access point is selected).

**Table 57.** Antenna type selection

Part number	Generation	Qty	Description
<b>AIR-ANT2568VG-NS</b>	SIA	4	2.4GHz 6dBi / 5GHz 8dBi Omnidirectional Antenna, Connectors N-Male
<b>AIR-ANT2547VG-NS</b>	SIA	4	2.4GHz 4dBi / 5GHz 7dBi Omnidirectional Colinear Array Antenna, Connectors N-Male
<b>AIR-ANT2568VG-NS=</b>	SIA	4	2.4GHz 6dBi / 5GHz 8dBi Omnidirectional Antenna, Connectors N-Male
<b>AIR-ANT2547VG-NS=</b>	SIA	4	2.4GHz 4dBi / 5GHz 7dBi Omnidirectional Colinear Array Antenna, Connectors N-Male
<b>AIR-ANT2588P4M-NS=</b>	SIA	1	2.4GHz 8dBi / 5GHz 8dBi 4-Element Dual-Polarized Patch Antenna, Connectors N-Female Bulkhead (4x RF Coaxial Cable needed)
<b>AIR-ANT2513P4M-NS=</b>	SIA	1	2.4GHz 13dBi / 5GHz 13dBi Dual-Band Polarization Diverse Patch Array Antenna, Connectors N-Female Bulkhead (4x RF Coaxial Cable needed)
<b>AIR-ANT2547V-N=</b>	Legacy	4	2.4GHz 4dBi / 5GHz 7dBi Omnidirectional Colinear Array Antenna, Connectors N-Male
<b>AIR-ANT2547VG-N=</b>	Legacy	4	2.4GHz 4dBi / 5GHz 7dBi Omnidirectional Colinear Array Antenna, Connectors N-Male (Grey Color)
<b>AIR-ANT2588P3M-N=</b>	Legacy	1	2.4GHz 8dBi / 5GHz 8dBi 3-Element Dual-Polarized Patch Antenna, Connectors N-Female Bulkhead(3x RF Cable Coaxial needed)
<b>AIR-ANT2450V-N=</b>	Legacy	4	2.4GHz 5dBi Omnidirectional Colinear Array Antenna, Connectors N-Male
<b>AIR-ANT2480V-N=</b>	Legacy	4	2.4GHz 8dBi Omnidirectional Colinear Array Antenna, Connectors N-Male
<b>AIR-ANT5180V-N=</b>	Legacy	4	5GHz 8dBi 2-Element Omnidirectional Colinear Array Antenna, Connectors N-Male
<b>AIR-ANT2513P4M-N=</b>	Legacy	1	2.4GHz 13dBi / 5GHz 13dBi Dual-Band Polarization Diverse Patch Array Antenna, Connectors N-Female Bulkhead (4x RF Coaxial Cable needed)

RF cables and lightning arrestor (applicable if the C9124 access point is selected, to be ordered separately, as per the requirement)

**Table 58.** RF Cable and lightning arrestor options

Part number	Description
<b>AIR-CAB005LL-N=</b>	RF Cable, 5 ft Low-loss, N Connectors
<b>AIR-CAB010LL-N=</b>	RF Cable, 10 ft Low-loss, N Connectors
<b>AIR-ACC245LA-N</b>	Lightning Arrestor (If C9124AXE is connected to remote antenna through cable)

Select access point mounting brackets (applicable if the C9130 or C9120 or C9115 or C9105 access point is selected).

**Table 59.** Bracket options

Part number	Description
<b>AIR-AP-NO-BRACKET</b>	Select this option if no bracket is required
<b>AIR-AP-BRACKET-1</b>	Low-profile access point mounting bracket, default option
<b>AIR-AP-BRACKET-2</b>	Universal bracket for access point mounting
<b>AIR-AP-BRACKET-W4</b>	Bracket for 9105w access point wall mounting
<b>AIR-AP-BRACKET-8</b>	Bracket for 9105i access point mounting

Select access point mounting brackets. (applicable if the C9124 access point is selected).

**Table 60.** Bracket options

Part number	Description
<b>AIR-AP-NO-BRACKET</b>	Select this option if no bracket is required
<b>AIR-MNT-VERT1</b>	Vertical mounting bracket for Cisco Catalyst 9124AXD/AXE access point, will be option in CCW
<b>AIR-MNT-VERT1=</b>	Vertical mounting bracket for Cisco Catalyst 9124AXD/AXE access point
<b>AIR-MNT-ART1=</b>	Articulating mounting bracket for Cisco Catalyst 9124AXD access point
<b>AIR-MNT-HORZ1=</b>	Horizontal mounting bracket for Cisco Catalyst 9124AXI/AXD access point
<b>AIR-MNT-VERT2=</b>	Vertical mounting bracket for Cisco Catalyst 9124AXD/AXE access point with AC/DC PSU
<b>AIR-MNT-STRAND1=</b>	Strand mounting bracket for Cisco Catalyst 9124AXI/AXD access point

Select ceiling grid clips (applicable if the C9130 or C9120 or C9115 or C9105 access point is selected).

**Table 61.** Ceiling clip options

Part number	Description
AIR-AP-T-RAIL-R	Ceiling grid clip (recessed mounting); this is the default option
AIR-AP-T-RAIL-F	Ceiling grid clip (flush mounting)
AIR-CHNL-ADAPTER	Optional adapter for channel-rail ceiling grid profile

Select the access point powering options (applicable if the C9130 or C9120 or C9115 or C9105 access point is selected, to be ordered separately, as per the requirement).

**Table 62.** Power options

Source	Description
CW-INJ-8	802.3bt, 60W, Cisco Power Injector, 10 Gbps Ethernet
AIR-PWRINJ6=	802.3at Cisco Power Injector 802.3af
AIR-PWRINJ5=	Cisco Power Injector
PoE+ via switch port	Any 802.3at (30.0 W) compliant switch port

Select the access point powering options (applicable if the C9124 access point is selected, to be ordered separately, as per the requirement).

The Catalyst 9124AX Series Access Points can be powered by multiple sources: AC, DC, or Power over Ethernet (PoE). For AC powering, an external AC-to-DC power adapter is required. For DC powering, a 2-pin DC connector is included with every access point. The access point can also be powered by Cisco Universal Power over Ethernet (Cisco UPOE) or PoE+ (802.3at) directly from a switch or power injector.

**Table 63.** Power source

Part number	Description	Use case
AIR-PWRINJ-60RGD1=	Power injector, 60W, outdoor, North America plug	Outdoor-rated 60W power injector with North American AC plug
AIR-PWRINJ-60RGD2=	Power injector, 60W, outdoor, un-connectorized	Outdoor-rated 60W power injector, unterminated AC cable for international use
AIR-PWRINJ-60-PMK=	Pole mount kit for AIR-PWRINJ-60	Required for pole mounting for AIR-PWRINJ-60RGD1= or AIR-PWRINJ-60RGD2=
AIR-PWRINJ6=	Power injector, 802.3at, indoor	Indoor-rated, 802.3at-compliant power injector

**Note:** Please check access point data sheets for power requirements. If AIR-PWRINJ5 is used, the access point will work with reduced features. For more details, refer to the respective access point data sheet.

Catalyst 9124AX Series outdoor access points support fiber backhaul.

The SFP port is built into the access point, but the mechanical interface is external to the access point.

A special SFP adapter/gland kit is needed to interface the fiber cable to the access point.

**Table 64.** Adapter options

Adaptor Part number	Description	Use case
<b>AIR-ACC-KIT1=</b>	Accessory kit for Catalyst 9124AX	Contains 5x SFP glands
<b>GLC-LX-SM-RGD</b>	1000BASE-LX single-mode rugged SFP	Long-distance fiber backhaul on single-mode fiber
<b>GLC-SX-MM-RGD</b>	1000BASE-SX multi-mode rugged SFP	Shorter-distance fiber backhaul on multimode fiber
<b>GLC-T-RGD</b>	1000BASE-T SFP, industrial temp	GE electrical interface for bridging wired clients such as video cameras or switches

Accessories (applicable if the C9124 access point is selected, to be ordered separately, as per the requirement).

**Table 65.** Accessory options

Accessories part number	Description
<b>AIR-ACC-KIT1=</b>	Accessory kit for Catalyst 9124AX (5x ethernet, 2 dust cap, ground lug, DC plug kit)
<b>C9124-CVR1=</b>	Paintable cover for Catalyst 9124AX
<b>AIR-SFP-KIT1=</b>	SFP installation kit for Catalyst 9124AX
<b>AIR-ACC-PS-MNT1=</b>	AC/DC adapter mount bracket for AIR-MNT-HORZ1=

**Default accessories shipped with the box**

**C9800-L accessories kit**

<b>74-1151990-XX</b>	TPASY WIRELESS MECHANICAL ACCESSORY KIT
<b>78-101471-XX</b>	CDOC; PNTR CARD C9800-L

### C9800-40 accessories kit

69-1937-01_C0	MECHKIT, MOUNTING BRACKETS,1RU
47-20184-01_A0	LBL, EPUP, 10YR, China RoHS
72-4334-02_B0	CABLE, ROUND, RJ45 TO D9 FEMALE,3000mm,FTP,SERIAL
79-0087-01_A0	STRAP, DISPOSABLE ESD WRIST, CLIP TERMINATION
69-2016-01_A0	MECHKIT, CABLE RETAINER, 1RU, JACKPOT, MCP
78-21649-xx	CDOC; PNTR_CARD
502-00275-01_A0	PKG, BAG,10" X15" ,2MIL, PE, NC

### C9800-80 accessories kit

32-0629-01 (Qty:2pcs)	LUG TWO HOLE#6AWG#10 STUD BLUE
48-0700-01 (Qty:4pcs)	SCR, M, THS, PH10-32X038" L, ZNwPCH
72-4334-02_B0	CABLE, ROUND, RJ45 TO D9 FEMALE, 3000mm, FTP, SERIAL
78-21649-xx	CDOC; PNTR_CARD
79-0087-01_A0	STRAP, DISPOSABLE ESD WRIST, CLIP TERMINATION
502-00275-01_A0	PKG, BAG,10" X15" ,2MIL, PE, NC

## Licensing

### The Cisco Catalyst 9800 Series Wireless Controllers require Unified Licensing or Smart Licensing.

No licenses are required to boot up a **Cisco Catalyst 9800 Series Wireless Controller**. However, each access point that connects to the wireless controller requires a license to be entitled to connect and for full radio functionality.

Two kinds of licensing are available:

- Cisco Wireless unified licenses are available with Cisco Networking Subscriptions. Unified licenses are required for Wi-Fi 7 APs. Unified licensing entitles the user to both cloud and on-premises management of their APs.
- Cisco Smart Licensing is a term-based licensing model available for 6E and earlier APs.
- To deploy unified licensing or Smart Licensing on a WLC, you must first set up a Smart Account on Cisco Software Central ([software.cisco.com](https://software.cisco.com)).

---

For more detailed overview on Cisco Licensing, go to [cisco.com/go/licensingguide](https://cisco.com/go/licensingguide).

- SLR mode
  - Specific License Reservation (SLR) is a feature used in highly secure networks. It provides a method for customers to deploy a software license on a device (product instance) without communicating usage information to Cisco. There will be no communication with Cisco or a satellite. A license is reserved for every controller. It is node-based licensing.

Multiple levels of license are supported on the **Cisco Catalyst 9800 Series Wireless Controllers**. The controllers can be configured to function at any one of these levels.

- **Cisco Wireless or Cisco DNA Essentials:**  
At this level the Cisco DNA Essentials feature set will be supported. The former Network Essentials (NE) feature set is included within this feature tier.
- **Cisco Wireless or Cisco DNA Advantage:**  
At this level the Cisco DNA Advantage feature set will be supported. The former Network Advantage (NA) feature set is included within this feature tier.

For customers who purchase Cisco Wireless or Cisco DNA Essentials, Network Essentials will be supported and will continue to function even after term expiration. And for customers who purchase Cisco Wireless or Cisco DNA Advantage, Network Advantage will be supported and will continue to function even after term expiration.

- Initial bootup of the controller will be at the Cisco Wireless/Cisco DNA Advantage level.

### Smart Accounts

A [Smart Account](#) is a central data repository that provides visibility and access control to all the Cisco software licenses and entitlements across an organization. Smart Accounts allow customers to store, manage, and move assets across locations and devices and begin to use them immediately. Smart Accounts are required for enabling Cisco Smart Software Licensing.

After a Smart Account has been set up, customers have the flexibility to create subaccounts (virtual accounts) to help manage licenses for departments, areas, or locations within their organization. Licenses can be pooled within virtual accounts as needed. Smart Accounts support role-based user access controls, which allow the delegation of authority to account administrators at the Smart Account level or at the virtual account level. In addition, customers can assign partner visibility and management rights to their virtual or enterprise-level accounts.

After purchasing a Cisco Catalyst controller up to day 1:

- 1) Create a Smart Account.
  - a) Please use the following link to create a Smart Account:  
<https://software.cisco.com/software/company/smartaccounts/home#accountcreation-account>.
  - b) Go to Cisco Software Central at [software.cisco.com](https://software.cisco.com).
  - c) An editable profile appears.
  - d) An email is automatically sent to the customer Smart Account administrator.

2) Register the Cisco Catalyst controller using the Smart Account.

Existing customers:

- a) Deposit existing Cisco Wireless or Cisco DNA licenses, if any, into the Smart Account.
- b) Leverage offers to migrate existing perpetual licenses to Cisco DNA licenses.

New customers:

- a) Purchase Cisco Wireless or Cisco DNA licenses for access points connecting to the Cisco Catalyst controller.

3) Configure the license level on the box after bootup.

## Additional information

[Operations Exchange](#) site featuring Smart Account overviews and training sessions: Navigate to the Smart Account Resources panel on the page.

### Smart Licensing

Unified licensing and Smart Licensing are cloud-based approaches to licensing. The solution simplifies the purchase, deployment, and management of Cisco software assets. Entitlements are immediately deposited into the customer's virtual account for use. This eliminates the need to install license files on every device. Products that are smart enabled communicate with Cisco to report license consumption. The primary location for managing product registration and monitoring Smart License consumption is Meraki Dashboard or the Cisco Smart Software Manager. License ownership and consumption are readily available to help customers make better purchase decisions based on consumption or other business needs.

Smart Licensing for Cisco Catalyst 9800 Series Wireless Controllers is enabled starting with the 16.10.1 release.

Unified licensing for Cisco Catalyst 9800 Series Wireless Controllers is enabled starting with the 17.15.2 release.

### Cisco enterprise wireless licenses

Table 66 list the product IDs for ordering Cisco DNA licenses for access points.

**Table 66.** A la carte part numbers for Cisco DNA for access points

License type	Product ID	Description
<b>A la carte part numbers</b>		
<b>Wireless Cisco DNA Essentials</b>	AIR-DNA-E-3Y (greenfield)	<b>Wireless Cisco DNA Essentials Term License, per AP</b>
	AIR-DNA-E-5Y (greenfield)	Wireless Cisco DNA Essentials 3-year term license, per AP
	AIR-DNA-E-7Y (greenfield)	Wireless Cisco DNA Essentials 5-year term license, per AP Wireless Cisco DNA Essentials 7-year term license, per AP

License type	Product ID	Description
<b>Wireless Cisco DNA Advantage</b>	AIR-DNA-A-3Y (greenfield)	<b>Wireless Cisco DNA Advantage Term License, per AP</b>
	AIR-DNA-A-5Y (greenfield)	Wireless Cisco DNA Advantage 3-year term license, per AP
	AIR-DNA-A-7Y (greenfield)	Wireless Cisco DNA Advantage 5-year term license, per AP Wireless Cisco DNA Advantage 7-year term license, per AP

## Cisco Software-Defined Access (SD-Access)

SD-Access enables policy-based automation from edge to cloud with foundational capabilities using controller-based architecture, including design with validated templates, simplified device deployment, unified management of wired and wireless, network virtualization with segmentation, group-based policies, and context-based analytics.

SD Access can be enabled via Cisco DNA Advantage. The solution needs Cisco Identity Services Engine (ISE) licenses, which can be bought a-la-carte or through the Cisco DNA Expansion Pack. The Cisco DNA Expansion Pack is a flexible way to purchase Cisco ISE, Cisco Spaces, Cisco ThousandEyes, Cisco Secure Network Analytics (Stealthwatch) and other licenses, appliances, and services to enhance your Cisco Networking solutions.

## Services

### Cisco Support Services

For complex hardware, software, and third-party partner solutions, Cisco Solution Support delivers centralized support across the Cisco and solution partner products in your deployment to resolve complex issues faster. Learn more at [Cisco Solution Support](#).

Cisco Success Tracks is a suite of digital-first services designed to help customers realize the full value of their Cisco investments. It combines Solution Support, access to expertise and contextual learning with use case-guided journeys, and improved visibility through data-driven insights and analytics to conduct more proactive and predictive IT operations and expedite adoption. Learn more at [Cisco Success Tracks](#).

### Cisco Software Support included with Cisco DNA license

Cisco Software Support provides access to Cisco Technical Assistance Center (TAC) support, major software updates, and maintenance and minor software releases. It delivers the right support for Cisco software, to help maximize the value derived from the software.

### Cisco Network Subscription product support included with unified license

The unified license includes product support for Cisco software and software-managed hardware. It will keep your network performing as expected and protect your investment. Cisco Product Support provides access to Communities, TAC support, major software updates, maintenance and minor software releases, digital insights and e-Learning. See [Service Descriptions](#) for more information.

### Cisco RMA upgrade

This RMA hardware replacement service is available for unified license managed products only. There are multiple service levels to choose from. See [Service Descriptions](#) for more information.

---

## Advanced Services

Advanced Services provides expert guidance to plan, design, and implement technology transformations, de-risking transformation and accelerating adoption. Learn more at [Advanced Services](#).

Cisco Lifecycle Services provides expert guidance in optimizing and transforming your network infrastructure to get to business outcomes faster. Learn more at Cisco Lifecycle Services.

## Online resources

- Cisco End User License Agreement (EULA)

The Cisco EULA governing software use is available at:

<https://www.cisco.com/go/softwareterms>

- Warranty online

Product warranty terms and other information applicable to Cisco products are available at:

<https://www.cisco.com/go/warranty>

Consult the above website or your Cisco sales and service representative for a complete listing of Cisco products and applicable warranties.

## Important links

Smart Accounts: All you need to know

- [Operations Exchange: Partner and distributor software training](#): A comprehensive list of external software training resources. Detailed training modules for ordering and license management.
- [Smart Account Leading Practices for Customers](#): A leading practices guide that can help customers decide how to structure their Smart Accounts or if they need multiple Smart Accounts.
- [Smart Account Decision Tree](#): A short branching survey that helps partners and customers understand what types of Smart Accounts to create.
- [Cisco Smart Accounts site](#): The primary Cisco.com site for Smart Accounts.

Americas Headquarters  
Cisco Systems, Inc.  
San Jose, CA

Asia Pacific Headquarters  
Cisco Systems (USA) Pte. Ltd.  
Singapore

Europe Headquarters  
Cisco Systems International BV Amsterdam,  
The Netherlands

Cisco has more than 200 offices worldwide. Addresses, phone numbers, and fax numbers are listed on the Cisco Website at <https://www.cisco.com/go/offices>.

Cisco and the Cisco logo are trademarks or registered trademarks of Cisco and/or its affiliates in the U.S. and other countries. To view a list of Cisco trademarks, go to this URL: <https://www.cisco.com/go/trademarks>. Third-party trademarks mentioned are the property of their respective owners. The use of the word partner does not imply a partnership relationship between Cisco and any other company. (1110R)