



## XPG CYBERCORE PLATINUM MODULAR POWER SUPPLY

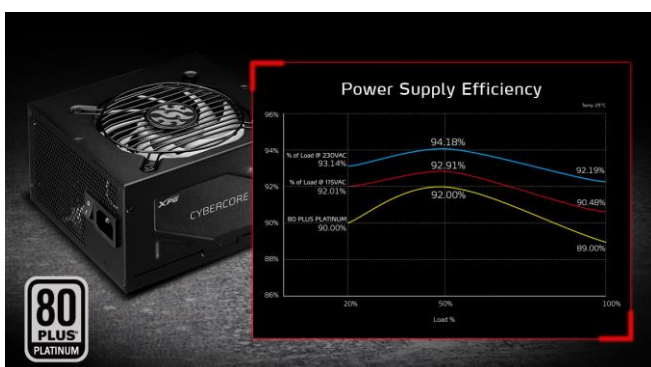
XPG CYBERCORE PLATINUM Series exemplifies XPG’s ambition and dedication to the PC enthusiast community by expanding the line of excellent-quality PSUs with a new tier of Platinum products. Our top-of-the-line XPG VENTO PRO 120 PWM Fan by Nidec is selected to boost CYBERCORE’s cooling solution while helping to keep a compact form factor. It’s a new PSU milestone for XPG, and represents XPG’s determination to satisfy higher wattage requirements.

### Cybenetics CERTIFIED



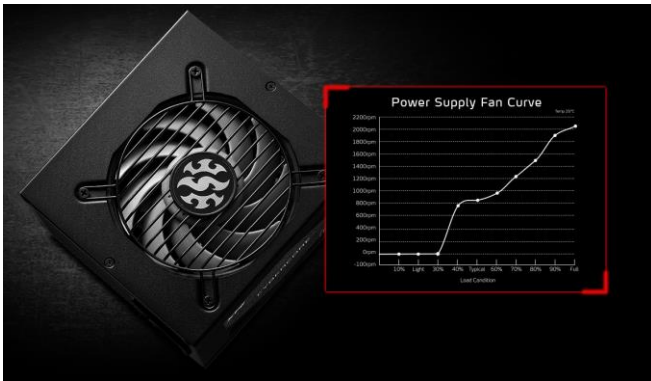
XPG CYBERCORE series is certified by the highest Cybenetics quality standards. All configurations have achieved ETA PLATINUM grade while still maintaining LAMBDA A- rating for noise even with our most compact form factor.

### 80 PLUS PLATINUM CERTIFIED



XPG CYBERCORE’s efficiency achieves 92.91% 115VAC at 50% load (temperature at 25°C), delivering exemplary performance even by 80 PLUS PLATINUM standards.

## EFFICIENT FAN CURVE




XPG CYBERCORE is the latest XPG and Nidec collaboration, utilizing our highest tier XPG VENTO PRO 120 PWM Fan for its high cooling efficiency, featuring Dual Bearing and patented technology to maintain an excellent balance between noise and life expectancy (60,000 hours at 60°C).

## XPG VENTO PRO 120 PWM FAN by Nidec



XPG CYBERCORE is the latest XPG and Nidec collaboration, utilizing XPG VENTO PRO 120 PWM Fan by Nidec for its high cooling efficiency, Dual Bearing and its patented technology in maintaining excellent balance between noise and life expectancy (60,000 hours at 60°C).

## ALL JAPANESE 105°C GRADE CAPACITORS



XPG CYBERCORE PLATINUM Series utilizes all-Japanese high quality 105 °C - grade capacitors to ensure power delivery is stable, consistent and efficient.

## DIGITAL CONTROL PANEL



XPG CYBERCORE PLATINUM PSU' s power delivery efficiency is optimized via Digital Control Panel. It controls, commands and optimizes power delivery's efficiency and stability, ensuring the process is stable but also accurate, and such accuracy protects other components during the process of the power delivery.

## DC-to-DC CIRCUIT DESIGN



DC-to-DC Circuit design minimizes ripple noise, avoids unbalanced power load, and acts as a protective safeguard to components's life expectancy. Ultimately, XPG CYBERCORE can achieve smooth and stable power delivery.

## INTERLEAVED PFC



XPG CYBERCORE Interleaved PFC (Power Factor Correction) regulates and stabilizes voltage, and distributes power at its optimal efficiency, leveraging 2 chokes that alternate each other, reducing power loss during conversion. XPG CYBERCORE's PFC is Active, meaning it provides more efficient power efficiency, automatically correcting AC input voltage (full range).

## 8 INDUSTRIAL PROTECTIONS with 10-YEAR WARRANTY



XPG CYBERCORE power supply unit is further protected by 8 industrial-level protections such as OVP, OPP, SCP, OCP, UVP, OTP, NLO and SIP. And these protections are further backed up with 10-Year Warranty.

## FEATURES

- 80 PLUS PLATINUM Certified
- Cybenetics Certified: ETA PLATINUM, LAMBDA A-
- Cooling by Nidec - XPG VENTO PRO 120 PWM FAN
- Premium 100% All Japanese Capacitors at 105°C Grade
- Digital Control Panel
- DC-to-DC CIRCUIT DESIGN
- Intelligent Low-Noise Fan-Curve
- Industrial-Level Protection OVP, OPP, SCP, OCP, UVP, OTP, NLO, SIP
- 10-Year Warranty

## Specifications : XPG CYBERCORE PLATINUM PSU

Dimensions (L x W x H)	160 x 150 x 86mm
80 PLUS Rating	PLATINUM
Cybenetics Rating	1300W : ETA PLATINUM / A- 1000W : ETA PLATINUM / A-
ATX Version	Intel ATX 12V v2.52
Protections	OCP / OVP / UVP / OPP / SCP / OTP / NLO / SIP
Certification	CE / CB/ FCC(IC) / TUV / cTUVus / TUV S-Mark / NOM / BSMI / UKCA / EAC
PFC	0.99
Input Voltage	100V-240V
Input Current	1300W : 15A 1000W : 13A
Input Frequency	1300W : 50Hz-60Hz 1000W : 50Hz-60Hz
Operating Temperature	50°C
Warranty	10 Years

## Specifications : Fan

Fan Size	12cm
Fan Bearing	Dual Ball Bearing
Fan Speed	2,150 RPM
MTBF	>120,000 hours @ 25°C

## Specifications : Connectors

ATX 24 Pin Connector	1300W : 1 1000W : 1
EPS 8 (4+4) Pin Connector	1300W : 2 1000W : 2
PCI-E 6+2 Pin Connector	1300W : 10 1000W : 6
SATA Connector	1300W : 16 1000W : 12
MOLEX 4 Pin Connector	1300W : 8 1000W : 4
FLOPPY 4 Pin Connector	1300W : 2 1000W : 1