



DATA SHEET

HDMI Ultra-Slim HDBaseT + RS232 And IR over Cat Extender Box Receiver - 4K 60Hz

Allows a 4K HDMI source to be extended up to 130ft to a 4K display using a single Cat6a Ethernet cable.

OVERVIEW

This receiver accepts HDMI signals over a single network patch cable. Extend 4K HDMI up to 115 feet and 1080p up to 230 feet using a Cat5e or Cat6 cable. For longer 4K distances, extend 4K HDMI or up to 130 feet using a Cat6a cable. This HDMI HDBaseT receiver is HDCP 2.2 compliant, making sure that the connection from the source is secure. With bi-directional PoC support, one power adapter at either transmitter or receiver side can power both units, so no additional power adapter is required, allowing for greater flexibility in installations. Support this HDBaseT system that is already deployed in the field by upgrading firmware through the RS232 port.

This HDBaseT receiver works with C2G30014, C2G30017, C2G30018, C2G30021, and C2G30022.

Note: Ensure a solid reliable connection between the 4K HDMI HDBaseT Extender and critical equipment. We suggest using HDMI Cables with gripping connectors that provide greater port retention than standard HDMI connectors.

Note: Stranded Cat5e/6/6a patch cables may be used for HDMI extension applications up to 230ft. Shielded, solid conductor Cat6 or HDBaseT Certified Cat6a network cabling is recommended for applications where the category cable must be coiled, is run near other high-frequency signaling cables, or in high EMI/RFI environments.

FEATURES

- Extend 4K at 60Hz (4:2:0) up to 130ft and 1080p at 60Hz up to 230ft with Cat 6a cable
- Extend 4K at 60Hz (4:2:0) up to 115ft and 1080p at 60Hz up to 200ft with Cat 5e/6 cable
- HDCP 2.2 compliant, to create a secure connection between the source and display
- Supports CEC pass-through, allowing central control to all HDMI compatible devices
- Supports bi-directional IR and RS232 pass-through
- Bi-directional PoC, one power adapter at either transmitter or receiver side can power both units
- HDBaseT Chipset VS010, for simpler HDBaseT installations

ITEM	DESCRIPTION
------	-------------

C2G31015	HDMI Ultra-Slim HDBaseT + RS232 And IR over Cat Extender Box Receiver - 4K 60Hz
----------	---

SIGNAL SPECIFICATIONS

- Chipset: VS010 Type, Model Number: VS010-RX LPGA-268
- Input/Output Ports: 1 x HDMI OUT; 1 x HDBT IN; 1 x RS232; 1 x IR IN; 1 x IR OUT; 1 x DC 18V IN
- Output Signal Type: HDMI 1.4 with 4K @ 60Hz 4:2:0 8bit, HDCP 2.2
- Audio Format: HDMI IN: Supports multi-channel audio formats, including PCM 7.1, Dolby TrueHD, Dolby Atmos, DTS-HD Master Audio and DTS:X
- Maximum Pixel Clock: 340Mhz
- Maximum Data Rate: 10.2Gbps
- Supports bi-directional IR and RS232 pass-through

TRANSMISSION DISTANCE

- Cat 6a/7 cable, extends 4Kx2K@60Hz (4:2:0) signal up to 40m/130ft and 1080P@60Hz signal up to 70m/230ft
- Cat 5e cable, extends 4Kx2K@60Hz (4:2:0) signal up to 35m/115ft and 1080P@60Hz signal up to 60m/200ft

ELECTRICAL SPECIFICATIONS

- Power Supply: Bi-directional PoC, one power adapter at either transmitter or receiver side can power both units
- Power Supply: DC 18V 1A
- Power Consumption (Max): 8.88W (Pair, PoC)

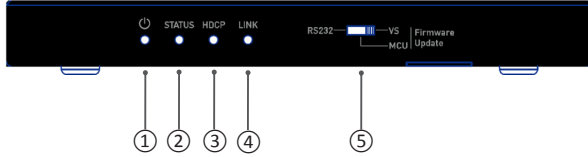
PHYSICAL SPECIFICATIONS

- Operating Temperature: 0°C to 45°C (32°F to 113°F)
- Storage Temperature: -20°C to 70°C (-4°F to 158°F)
- Humidity: 10% to 90%, Non-Condensing
- ESD Protection: Human-body Model: ±8kV (Air-gap discharge) / ±4kV (Contact discharge)

PHYSICAL CHARACTERISTICS

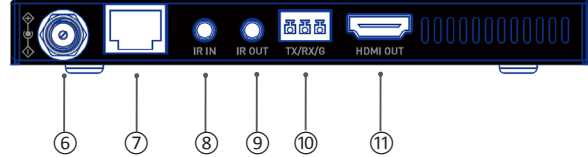
- Device Dimension (W x H x D): 108.8mm x 15mm x 64.2mm / 4.3" x 0.6" x 2.5"
- Product Weight: 0.18kg / 0.4lb

Receiver

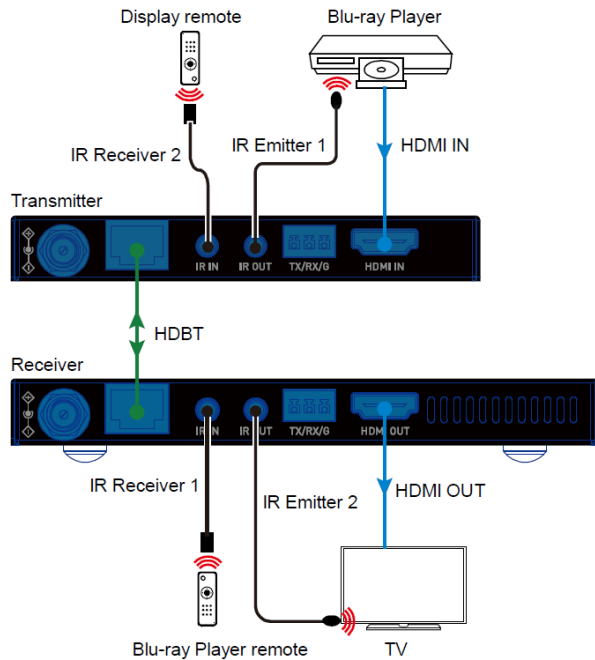


FRONT PANEL	DESCRIPTION
1	Power LED On: The device is powered on. Off: The device is powered off.
2	Status LED Blinking: The device is working properly. Off: The device is not working properly.
3	HDCP LED On: HDCP protected content is being transmitted. Blinking: Non-HDCP protected content is being transmitted. This is normal and will not affect operation. Off: No content is being transmitted.
4	Link LED On: HDBT link is normal. Off/Blinking: No HDBT link or link error.
5	Dip Switch RS232 DIP Switch for settings of RS232 function. PASS THROUGH (default setting): RS232 port is used for RS232 commands pass-through over HDBT. MCU: For MCU firmware update. VS: For VS firmware update. Note: Transmitter and receiver must be updated individually.

Receiver



REAR PANEL	DESCRIPTION
6	DC 18V Locking power port, connect to the DC 18V power adapter provided. Note: When the receiver is connected to a bi-directional PoC enabled transmitter, only one power adapter is needed at transmitter or receiver side to power both units.
7	HDBT IN Connect to the transmitter via a Cat 5e/6/6a/7 cable.
8	IR IN Connect to the IR receiver provided.
9	IR OUT Connect to the IR emitter provided.
10	RS232 For RS232 pass-through or firmware upgrade, and can be set through DIP switch on front panel.
11	HDMI OUT Connect to an HDMI display using an HDMI cable.



LEGRAND | AV COMMERCIAL BRANDS

C2G | Chief | Da-Lite | Luxul | Middle Atlantic | Vaddio | Wiremold

SIMPLIFIED CONNECTIVITY

USA 800.506.9607 | c2g.com | legrandav.com | customer-service@c2g.com

EMEA +31 495 580 840 | c2g.com/uk | legrandav.com | c2g.emea@av.legrand.com

©2022 Legrand AV Inc. 220449 Rev A 8/22 C2G is a registered trademark of Legrand AV Inc. All other brand names or marks are used for identification purposes and are trademarks of their respective owners. All patents are protected under existing designations. Other patents pending.