

### Overview

#### Aruba CX 8360 v2 Switch Series

The Aruba CX 8360v2 Switch Series offers a flexible and innovative approach to addressing the application, security, and scalability demands of the mobile, cloud, and IoT era. These switches serve the needs of the next-generation core and aggregation layer of campuses, as well as virtual and highly dynamic data center environments. They provide up to 4.8Tbps of capacity, with line-rate Gigabit Ethernet interfaces including support for Smart Rate (1/2.5, 5 Gbps), 10Gbps, 25Gbps, 40Gbps, 50Gbps, and 100Gbps.

The 8360v2 series includes industry-leading line rate ports with 1/10/25/50GbE (SFP/SFP+/SFP28) and 40/100 GbE (QSFP+/QSFP28) connectivity in a compact 1U form factor. 4x10Gbps and 4x25Gbps break out from 40/100G ports offer advanced flexibility in connectivity and aggregation. These switches deliver a fantastic investment for customers wanting to migrate from older 1GbE/10GbE to faster 25GbE, or from 10GbE/40GbE uplinks to 50/100GbE ports.

In addition, the switch supports low- density MACsec ports enabling secure connectivity at 10GbE and 25GbE over unsecured domains.



#### Aruba CX 8360 v2 Switch Series

#### Key Features

- High-performance 4.8Tbps and 2,678 Mpps
- Intelligent monitoring and visibility with Aruba Network Analytics Engine
- High availability with industry leading VSX redundancy, and redundant power supplies and fans
- Designed for core/aggregation in the campus or Top of Rack or End of Row in data center environments
- MACsec secured connectivity over untrusted domains
- ArubaOS-CX automation and programmability using built-in REST APIs and Python scripts
- Advanced Layer 2/3 feature set includes BGP, OSPF, VRF, and IPv6
- 50G support on 8360-48Y6C, 32Y4C and 16Y2C switches
- Addition of Smart Rate (1/2.5/5/10G) ports on the 8360-48XT4C

## Standard Features

### Product Differentiators

The Aruba CX 8360 switch series is based on ArubaOS-CX, a modern, database-driven operating system that automates and simplifies many critical and complex tasks. The enhanced capabilities of ArubaOS-CX provide a unique set of differentiators for campus and data center switching.

### Modular Architecture with Native Cloud-Native ArubaOS-CX

ArubaOS-CX is built on a modular Linux architecture with OVSDB, providing the following unique capabilities: Safe and powerful access to all state at all times allows unique visibility and analytics capabilities

- Safe and powerful access to all state at all times allows unique visibility and analytics capabilities
- REST APIs and Python scripting provide fine-grained microservices architecture enabling full integration with other workflow systems and services
- Supports Aruba Fabric Composer - a software-defined orchestration solution that simplifies and accelerates leaf-spine network provisioning and day-to-day operations across rack-scale compute and storage infrastructure.
- Continual state synchronization provides superior fault tolerance and high availability
- All software processes communicate with the database rather than with each other, ensuring high stability with minimal inter-process communication

### Aruba Network Analytics Engine

ArubaOS-CX includes Aruba's Network Analytics Engine (NAE) for advanced telemetry and automation. The NAE framework is an industry-first monitoring and troubleshooting system, providing greatly improved network operations. NAE uniquely provides the ability to monitor and easily troubleshoot network health and congestion issues. The Time Series Database (TSDB) may be used to store configuration and operational state.

Customers can use data from the TSDB to write software modules to troubleshoot problems. This data may also be used to analyze trends, identify anomalies, and predict future capacity requirements.

### Aruba Virtual Switching Extension

The ability of ArubaOS-CX to maintain synchronous state across dual control planes allows a unique high availability solution called Aruba Virtual Switching Extension (VSX). VSX is delivered through redundancy gained by deploying two chassis with an inter-switch link, with each chassis maintaining its independent control.

Designed using the best features of existing HA technologies such as Multichassis Link Aggregation (MC-LAG) and Virtual Switching Framework (VSF), Aruba VSX enables a distributed architecture that is highly available during upgrades or control plane events.

---

## Product Capabilities

### Performance

#### High-Speed Fully Distributed Architecture

Provides up to 2.4Tbps for bidirectional switching and 1,145 Mpps for forwarding to meet the demands of bandwidth-intensive applications today and in the future

### Scalable System Design

Provides investment protection to support future technologies and higher-speed connectivity

### Connectivity

The Aruba 8360- 48Y6C v2 is available to two versions; a port-to-power airflow bundle, and a power-to-port airflow bundle:

- 44 ports of 1GbE/10GbE/25GbE (SFP/SFP+/SFP28)  
+4 ports of 10GbE/25GbE with MACsec  
+4 ports of 40GbE/100GbE (QSFP+/QSFP28)  
+2 ports of 40GbE/100GbE with MACsec  
+up to 22 ports of 50GbE
- 12 ports of 40GbE/50GbE/100GbE (QSFP+/QSFP28)



## Standard Features

- 16 ports of 1GbE/10GbE/25GbE or 8 ports of 50GbE (SFP/SFP+/SFP28)  
+ 2 ports of 40GbE/100GbE (QSFP+/QSFP28)
- 28 ports of 1GbE/10GbE/25GbE (SFP/SFP+/SFP28)  
+ 4 10GbE/25GbE (SFP+/SFP28) with MACsec  
+ 4 ports of 40GbE/100GbE (QSFP+/QSFP28)
- 24 ports of 1GbE/10GbE (SFP/SFP+)  
+ 2 ports of 40GbE/100GbE (QSFP+/QSFP28)
- 48 ports of 100M/1GbE/10GbE (10GBASE-T)  
+Support Smart Rate (1/2.5/5/10G)  
+4 ports of 40GbE/100GbE (QSFP+/QSFP28)

MACsec support is on selected ports (see above model descriptions).

All QSFP ports (QSFP+/QSFP28), except those on the 48x1G/10GBASE-T model, support optional 4x10G/4x25G break out capability.

There is 10GBASE-T transceiver support on the SFP+/SFP28 ports.

There is 1Gbps transceiver support, including 1GBASE-T, on non-MACsec SFP+/ SFP28 ports.

### Jumbo Frames

Allows high-performance backups and disaster-recovery systems; provides a maximum frame size of 9K bytes

### Unsupported Transceiver Mode (UTM)

- Allows users to insert and enable unsupported 1G and 10G transceivers and cables
- No warranty nor support for the transceiver/cable when used

### Loopback

Supports internal loopback testing for maintenance purposes and increased availability; loopback detection protects against incorrect cabling or network configurations and can be enabled on a per-port or per-VLAN basis for added flexibility

### Packet Storm Protection

Protects against unknown broadcast, multicast, or unicast storms with user-defined thresholds

### Quality of Service (QoS)

- **Strict priority (SP) queuing and Deficit Weighted Round Robin (DWRR)**  
Enables congestion avoidance
- **Data Center Bridging (DCB)**  
Supports lossless Ethernet networking standards to eliminate packet loss due to queue overflow
  - Priority Flow Control (PFC) 7 priorities per port
  - Enhanced Transmission Service (ETS)
  - DCB Exchange Protocol (Pre-standard LLDP DCBX IEEE 1.01 version)
- **Flow-Control Guard**  
Prevents accumulation of excessive congestion with periodic flushing. Avoids packets buffering for an extended time period
- **ECN with slope**  
Marks packets as ECN-CE (Congestion Experienced). Helps TCP to reduce receive window size during congestion
- **Advanced lossless pool configuration**
- **Global buffering statistics**
- **Storage Solution Support**  
iSCSI, Lossless iSCSI, RDMA over Converged Ethernet version 2 (RoCE v1 and v2) and Non-Volatile Memory Express (NVMeOF)



## Standard Features

### Explicit Congestion Notification (ECN)

Marks packets rather than drops them, enabling the receiver to indicate the congestion to the sender, which in turn can reduce its transmission rate as if it detected a dropped packet.

### Resiliency and High Availability

#### Redundant and load-sharing fans and power supplies

Increases total performance and power availability while providing hitless, stateful failover

#### Hot Swappable Power Supply And Fan Modules

Allows replacement of accessory modules without any operational impact on other modules nor the switch operations

#### Separate Data and Control Paths

Separates control from services and keeps service processing isolated; increases security and performance

### Aruba Virtual Switching Extension (VSX)

VSX enables a distributed and redundant architecture by deploying two switches with each switch maintaining independent control yet staying synchronized during upgrades or failover. Also supports upgrades during live operation

### Virtual Router Redundancy Protocol (VRRP)

VRRP allows a group of switches to dynamically back each other up to create highly available routed environments

### Bidirectional Forward Detection (BFD)

- Enable sub-second failure detection for rapid routing protocol re-balancing
- Enabled for both BGP IPv4 and IPv6

### Ethernet Ring Protection Switching (ERPS)

Supports rapid protection and recovery in a ring topology.

### Unidirectional Link Detection (UDLD)

Monitors link connectivity and shuts down ports at both ends if unidirectional traffic is detected, preventing loops in STP-based networks

### IEEE 802.3ad LACP

Supports up to 54 LAGs, with up to 16 members per LAG (32 for a VSX pair), with a user-selectable L1- 4 hashing algorithm.

## Management

In addition to the Aruba CX Mobile App, Aruba NetEdit and Aruba Network Analytics Engine, the 8360 series offers the following:

### REST API interface

Built-in, programmable and easy-to-use

### Management interface Control

Enables or disables each of the following interfaces depending on security preferences: console port, or reset button

### Industry-standard CLI with a Hierarchical Structure

Reduces training time and expenses, and increases productivity in multivendor installations

### Management Security

Restricts access to critical configuration commands; offers multiple privilege levels with password protection; ACLs provide SNMP access; local and remote Syslog capabilities allow logging of all access

### IPSLA

- Monitors the network for degradation of various services, including voice.



## Standard Features

- Monitoring is enabled via the NAE for history and for immediate automated gathering of additional information when anomalies are detected

### SNMP v2c/v3

Provides SNMP read and trap support of industry standard Management Information Base (MIB), and private extensions

### sFlow® (RFC 3176)

Provides scalable ASIC-based wire speed network monitoring and accounting with no impact on network performance; this allows network operators to gather a variety of sophisticated network statistics and information for capacity planning and real-time network monitoring purposes

### Remote Monitoring (RMON)

Uses standard SNMP to monitor essential network functions and supports events, alarms, history, and statistics groups as well as a private alarm extension group

### TFTP and SFTP support

- Offers different mechanisms for configuration updates; trivial FTP (TFTP) allows bidirectional transfers over a TCP/IP network
- Secure File Transfer Protocol (SFTP) runs over an SSH tunnel to provide additional security

### Supportability

Job scheduler framework

### Debug and Sampler Utility

Supports ping and traceroute for IPv4 and IPv6

### Network Time Protocol (NTP)

- Synchronizes timekeeping among distributed time servers and clients; keeps timekeeping consistent among all clock-dependent devices within the network
- Can serve as the NTP server in a customer network

### Precision Time Protocol

- Enables precise clock synchronization across distributed devices
- Needed for time critical applications like AVB and financial systems
- Support for transparent clock E-E and P-P
- Support for boundary clock

### IEEE 802.1AB Link Layer Discovery Protocol (LLDP)

Advertises and receives management information from adjacent devices on a network, facilitating easy mapping by network management applications

### LACP-fallback

Enables Zero Touch Provisioning over Link Aggregation Groups.

### Dual Flash Images

Provides independent primary and secondary operating system files for backup while upgrading

### Multiple Configuration Files

Stores files easily to the flash image

### Layer 2 Switching

#### VLAN

Supports up to 4,094 port-based or IEEE 802.1Q-based VLANs



## Standard Features

### VLAN Translation

Remaps VLANs during transit across a core network

### Bridge Protocol Data Unit (BPDU) tunneling

Transmits STP BPDUs transparently, allowing correct tree calculations across service providers, WANs, or MANs

### Port Mirroring

Duplicates port traffic (ingress and egress) to a local or remote monitoring port; supports 4 mirroring groups, with an unlimited number of ports per group

### STP

Supports standard IEEE 802.1D STP, IEEE 802.1w Rapid Spanning Tree Protocol (RSTP) for faster convergence, and IEEE 802.1s Multiple Spanning Tree Protocol (MSTP)

### Rapid Per-VLAN Spanning Tree Plus (RPVST+)

Allows each VLAN to build a separate spanning tree to improve link bandwidth usage in network environments with multiple VLANs

### Internet Group Management Protocol (IGMP)

Controls and manages the flooding of multicast packets in a Layer 2 network

### Static VXLAN

Allows operators to manually connect two or more VXLAN tunnel endpoints (VTEP)

### Dynamic VXLAN with BGP-EVPN

Deep segmentation for Spine/Leaf data center networks or Layer 3 campus designs with centralized gateway and symmetric Integrated Routing and Bridging (IRB) based distributed gateways VXLAN tunnels

- Port PBR VXLAN support
- VXLAN DC Multi-fabric DCI support
- VSX Active Forwarding support for VXLAN underlay
- Route-map support BGP EVPN AF

### IPv4 Multicast in VXLAN/EVPN Overlay

Enable PIM-SM/IGMP snooping in the VXLAN Overlay

### IPv6 VXLAN/EVPN Overlay Support

Enables IPv6 traffic over the VXLAN overlay

### VXLAN Distributed Anycast Gateway

Addressing mechanism that enables the use of the same gateway IP addresses across all the leaf switches part of a VXLAN network

### VXLAN ARP/ND Suppression

Allows minimization of ARP and ND traffic flooding within individual VXLAN segments, thus optimizing the VXLAN network

### Dynamic Segmentation

VXLAN GBP and Role-based Policies

- Enables micro segmentation and role-based policies across the VXLAN overlay

Dual VTEP termination and VXLAN GBP relay

Reserved GBP Tag for Infrastructure (Switch Generated) Traffic

- Allows stub fabric extender VTEPs to relay VXLAN GBP between static and dynamic VXLAN tunnels



## Standard Features

### Troubleshooting on the Overlay

- Supports ping over VXLAN for IPv4 and IPv6
- Supports traceroute over VXLAN for IPv4 and IPv6 Services on the Overlay
- Supports RADIUS server over VXLAN for IPv4 and IPv6
- IPv4 DHCP relay over VXLAN for non-default VRF
- Route-leaking to/from default VRF

### Layer 3 Services

#### Address Resolution Protocol (ARP)

- Determines the MAC address of another IP host in the same subnet; supports static ARPs
- Gratuitous ARP allows detection of duplicate IP addresses
- Proxy ARP allows normal ARP operation between subnets or when subnets are separated by a Layer 2 network

#### IP Directed Broadcast

Supports directed broadcast on configured network subnets

#### Multi-fabric GPO

Enables GPO for multi-fabric unicast traffic

#### Dynamic Host Configuration Protocol (DHCP)

- DHCP services are offered within a client network to simplify network management
- DHCP Relay enables DHCP operation across subnets

#### DHCP Server

Supports DHCP services (for IPv4 and IPv6) in customer networks

Support for DHCP smart relay

#### DHCP Relay Coexistence with Server

Allows DHCP relay coexistence with DHCP server for both IPv4 and IPv6

#### Domain Name System (DNS)

Provides a distributed database that translates domain names and IP addresses, which simplifies network design; supports client and server

### Layer 3 Routing

#### Static IPv4 routing

Provides simple manually configured IPv4 routing

#### Sub-interface

- Allows multiple IP addresses on a single routed interface.
- Supports unicast and multicast routing for both IPv4 and IPv6
- Supports OSPF, BGP and PIM for both IPv4 and IPv6
- Supported on RoP, L3 lags and Hydra interfaces
- Network Load Balancing (NLB)
- PBR and Ingress Policy support

#### Open Shortest Path First (OSPF)

Delivers faster convergence; uses link-state routing Interior Gateway Protocol (IGP), which supports ECMP, NSSA, and MD5 authentication for increased security and graceful restart for faster failure recovery

Configurable OSPF distance for type-5 LSA.

Configurable default-metric for OSPF default-information guide.



## Standard Features

### Loopback IP Redistribution in OSPF

Allows redistribution of IPv4 and IPv6 addresses of loopback interface in OSPFv2/v3

### Border Gateway Protocol 4 (BGP-4)

Delivers an implementation of the Exterior Gateway Protocol (EGP) utilizing path vectors; uses TCP for enhanced reliability for the route discovery process; reduces bandwidth consumption by advertising only incremental updates; supports extensive policies for increased flexibility; scales to very large networks

MPLS, L3 VPN PE to CE routing, ECMP

### Dynamic BGP peering

Simplifies BGP configuration for ZTP scenarios and enables CX for Azure stack integration

### Routing Information Protocol version 2 (RIPv2)

Easy to configure routing protocol for small networks relying on User Datagram Protocol (UDP)

### Routing Information Protocol Next Generation (RIPng)

Extension of RIPv2 for support of IPv6 networking

### Multiprotocol BGP (MP-BGP) with IPv6 Address Family

Enables sharing of IPv6 routes using BGP and connections to BGP peers using IPv6

### Policy Based Routing (PBR)

Enables using a classifier to select traffic that can be forwarded based on policy set by the network administrator

### 6in4 Tunnels

Supports the tunneling of IPv6 traffic in an IPv4 network

32 way Equal-cost multi-path routing (ECMP)

### IP Performance Optimization

Provides a set of tools to improve the performance of IPv4 networks; includes directed broadcasts, customization of TCP parameters, support of ICMP error packets, and extensive display capabilities

### Static IPv6 Routing

Provides simple manually configured IPv6 routing

### Dual IP stack

Maintains separate stacks for IPv4 and IPv6 to ease the transition from an IPv4-only network to an IPv6-only network design

### OSPFv3

Provides OSPF support for IPv6

### Equal-Cost Multipath (ECMP)

Enables multiple equal-cost links in a routing environment to increase link redundancy and scale bandwidth

### Generic Routing Encapsulation (GRE)

Enables tunneling traffic from site to site over a Layer 3 path

## Security

### TAA Compliance

The Aruba CX 8360 with AOS-CX, a TAA compliant product, uses FIPS 140-2 validated cryptography for protection of sensitive information





## Standard Features

### Federal Certification

Compliant with DoDIN, APL, NDCPP, FIPS, and USGv6 requirements for federal certifications.

### Access control list (ACL) Features

- Supports powerful ACLs for both IPv4 and IPv6. Supports creation of object groups representing sets of devices like IP addresses. For instance, IT management devices could be grouped in this way.
- ACLs can also protect control plane services such as SSH, SNMP, NTP or web servers.
- 802.1x, Mac-auth, LUR, DUR, Port-Access Policy, Static Port Filtering
- MAC lockdown, MAC lockout, sticky MAC

### Private VLAN

Enables traffic isolation for users on the same VLAN

Support for isolated, community and primary VLANs

VSF, L3-Mcast, IGMP snooping, MLD snooping, ACL/QoS interop, L3 unicast (BGP, IPDB, L3 addressing, static routes)

VSX support

### Enrollment Over Secure Transport (EST)

Enables secure certificate enrollment, allowing for easier enterprise management of PKI

### Remote Authentication Dial-In User Service (RADIUS)

Eases security access administration by using a password authentication server

- RADIUS Port-Access (Accounting, Tracking, CoA, v4/v6, Dead Only Server Tracking)

### Terminal Access Controller Access-Control System (TACACS+)

Delivers an authentication tool using TCP with encryption of the full authentication request, providing additional security

### RadSec

Enable RADIUS authentication and accounting data to be passed safely and reliably across insecure networks such as the internet

### Management Access Security

- AOS-CX provides for both on-box as well as off-box authentication for administrative access. RADIUS or TACACS+ can be used to provide encrypted user authentication
- Additionally, TACACS+ can also provide user authorization services
- Dot1x supplicant: support for EAP-TLS

### Secure shell (SSHv2)

Uses external servers to securely log in to a remote device; with authentication and encryption, it protects against IP spoofing and plain-text password interception; increases the security of Secure FTP (SFTP) transfers

### MACsec

High level encryption from AES128 and AES256 with 2SAK as well as 4SAK mode of Static Key provisioning enabling secure communication for all traffic on Ethernet links

### Multicast

#### Internet Group Management Protocol (IGMP)

Enables establishing multicast group memberships in IPv4 networks; supports IGMPv1, v2, and v3

#### PIM Multicast Boundary (v4)

VSX Graceful shutdown for IGMP/MLD Multicast NSF

#### Multicast Listener Discovery (MLD)

Enables discovery of IPv6 multicast listeners; supports MLDv1 and v2

ROP Extension for VSX Border Leaf (Centralized/Distributed)



## Standard Features

### PIM-SSM

- ACL Support to define the PIM-SSM ranges
- VSX, IPv6, IGMPv3 for IPv4, MSDP and PIM-SSM interaction

### Anycast RP

Two or more RPs configured with same /32 Host IP address on loopback interfaces. All the downstream routers will be configured to point to Anycast RP address for multicast routes. Device will automatically select the closest RP for each source and receiver. If equal costs routes exist, the process of registering the sources will be shared equally by all the RPs in the network.

### Multicast Service Delivery Protocol (MSDP)

Efficiently routes multicast traffic through core networks

### MSDP Mesh Groups

MSDP used for Anycast RP is an intradomain feature that provides redundancy and load-sharing capabilities. When MSDP mesh groups are used, SA messages are not flooded to other mesh group peers. When an MSDP peer in a group receives an SA message from another MSDP peer in the group, it assumes that this SA message was sent to all the other MSDP peers in the group. It also eliminates RPF checks on arriving SA messages. With MSDP mesh group configured, SA messages are always accepted from mesh group peer.

### PIM-Dense Mode

Floods multicast traffic to every corner of the network (push-model). Method is for delivering data to receivers without receivers requesting the data. Can be efficient in certain deployments in which there are active receivers on every subnet in the network. Branches without downstream receivers are pruned from the forwarding trees.

### FastLeave (FL) and Forced-FastLeave (FFL)

FL and FFL for IGMP/MLD speeds up the process of blocking unnecessary Multicast traffic to a switch port that is connected to end nodes for IGMP. They help to eliminate the CPU overhead of having to generate an IGMP/MLD Group- Specific Query message.

### Network Load Balancer (NLB)

- Supported for server applications
- Load balancing technology for server clustering developed on Microsoft Windows Server
- Supports load sharing and redundancy among servers within a cluster

### IGMP/MLD Snooping

Prevent flooding of multicast traffic to non-listening ports

### Protocol Independent Multicast (PIM)

Protocol Independent Multicast for IPv4 and IPv6 supports one-to-many and many-to-many media casting use cases such as IPTV over IPv4 and IPv6 networks. Support for PIM Sparse Mode (PIM-SM, IPv4 and IPv6).

### Additional information

#### Green initiative support

Provides support for RoHS (EN 50581:2012) regulations

### Korea Government Security Features

- Ensure configuration integrity
- Limit concurrent users for web access

### Analytics

- AIOPS - NAE Agent & Engine Improvements – Unicast Routing
- AIOPS - NAE Agent & Engine Improvements – Client Services



## Standard Features

### Customer First, Customer Last Support

When your network is important to your business, then your business needs the backing of Aruba Support Services. Partner with Aruba product experts to increase your team productivity, keep pace with technology advances, software releases, and obtain break-fix support.

Foundation Care for Aruba support services include priority access to Aruba Technical Assistance Center(TAC) engineers 24x7x365, flexible hardware and onsite support options, and total coverage for Aruba products. Aruba switches with assigned Aruba Central subscriptions benefit with option for additional hardware support only.

Aruba Pro Care adds fast access to senior Aruba TAC engineers, who are assigned as a single point of contact for case management, reducing the time spent addressing and resolving issues.

For complete details on Foundation Care and Aruba Pro Care, please visit: <https://www.arubanetworks.com/supportservices>

### Warranty, Services And Support

#### Limited Lifetime Warranty

See <https://www.arubanetworks.com/support-services/product-warranties/> for warranty and support information included with your product purchase.

For **Software Releases and Features**, refer to [AOS-CX Switch Software Documentation Portal](#) or [Aruba Switch Feature Navigator](#)

For **Support and Services** information, visit <https://www.arubanetworks.com/support-services/arubacare/>

For **Global Services** information, see <https://www.arubanetworks.com/services/>

---



## Configuration Information

### BTO Models

Rule #	Description	SKU
1, 2, 3, 4, 5, 6, 7, 8, 9, 10	<p>Aruba 8360-32Y4C v2 32p 25G SFP+/28 4 Sec 4p 100G QSFP+/28 Front-to-Back 3 Fans 2 AC Bdl</p> <ul style="list-style-type: none"> <li>Includes 2 Port-to-Power Power Units (JL600A)</li> <li>Includes 3 Port-to-Power Fan Trays (JL714A)</li> <li>2 Post Rack Kit included</li> <li>Min=0 \ Max= 28 SFP/SFP+/SFP28 1/10/25G Transceivers, ports 5-32</li> <li><b>OR</b> Min=0 \ Max= 14 SFP56 50G Transceivers, ports 5-32, for every 1 or 2 SFP56 ports enabled, disable qty 2 ports</li> <li>Min=0 \ Max= 4 SFP+/SFP28 10/25G Transceivers with MACsec, port 1-4</li> <li>Min=0 \ Max = 4 QSFP+/QSFP28 40/100G Transceivers</li> <li>QSA28 Adapter Min=0 \ Max=2, ports 34/35 (rule7)</li> <li>1U - Height</li> </ul>	JL700C
	<p>Aruba 8360-32Y4C v2 32p 25G SFP+/28 4 Sec 4p 100G QSFP+/28 Front-to-Back 3 Fans 2 AC Bdl PDU</p> <ul style="list-style-type: none"> <li>C13 PDU Jumper Cord (NA/MEX/TW/JP) (J9943A C15 equivalent)</li> </ul>	JL700C#B2B
	<p>Aruba 8360-32Y4C v2 32p 25G SFP+/28 4 Sec 4p 100G QSFP+/28 Front-to-Back 3 Fans 2 AC Bdl PDU</p> <ul style="list-style-type: none"> <li>C13 PDU Jumper Cord (ROW) (J9944A C15 equivalent)</li> </ul>	JL700C#B2C
	<p>Aruba 8360-32Y4C v2 32p 25G SFP+/28 4 Sec 4p 100G QSFP+/28 Front-to-Back 3 Fans 2 AC Bdl 220v</p> <ul style="list-style-type: none"> <li>HPE 2.3m C13 to NEMA 6-15P Pwr Cord(J9936A)</li> </ul>	JL700C#B2E
	<p>Aruba 8360-32Y4C v2 32p 25G SFP+/28 4 Sec 4p 100G QSFP+/28 Front-to-Back 3 Fans 2 AC Bdl No Loc</p> <ul style="list-style-type: none"> <li>No Localized Power Cord Selected. Use J9955A to obtain a Locking Plug Power Cord (L6-20P)</li> </ul>	JL700C#AC3
1, 2, 3, 4, 5, 6, 7, 8, 9, 10	<p>Aruba 8360-32Y4C v2 32p 25G SFP+/28 4 Sec 4p 100G QSFP+/28 Back-to-Front 3 Fans 2 AC Bdl</p> <ul style="list-style-type: none"> <li>Includes 2 Power-to-Port Power Units (JL712A)</li> <li>Includes 3 Power-to-Port Fan Trays (JL715A)</li> <li>2 Post Rack Kit included</li> <li>Min=0 \ Max= 28 SFP/SFP+/SFP28 1/10/25G Transceivers, ports 5-32</li> <li><b>OR</b> Min=0 \ Max= 14 SFP56 50G Transceivers, ports 5-32, for every 1 or 2 SFP56 ports enabled, disable qty 2 ports</li> <li>Min=0 \ Max= 4 SFP+/SFP28 10/25G Transceivers with MACsec, ports 1-4</li> <li>Min=0 \ Max = 4 QSFP+/QSFP28 40/100G Transceivers</li> <li>QSA28 Adapter Min=0 \ Max=2, ports 34/35 (rule7)</li> <li>1U - Height</li> </ul>	JL701C
	<p>Aruba 8360-32Y4C v2 32p 25G SFP+/28 4 Sec 4p 100G QSFP+/28 Back-to-Front 3 Fans 2 AC Bdl PDU</p> <ul style="list-style-type: none"> <li>C13 PDU Jumper Cord (NA/MEX/TW/JP) (J9943A C15 equivalent)</li> </ul>	JL701C#B2B
	<p>Aruba 8360-32Y4C v2 32p 25G SFP+/28 4 Sec 4p 100G QSFP+/28 Back-to-Front 3 Fans 2 AC Bdl PDU</p> <ul style="list-style-type: none"> <li>C13 PDU Jumper Cord (ROW) (J9944A C15 equivalent)</li> </ul>	JL701C#B2C
	<p>Aruba 8360-32Y4C v2 32p 25G SFP+/28 4 Sec 4p 100G QSFP+/28 Back-to-Front 3 Fans 2 AC Bdl 220v</p> <ul style="list-style-type: none"> <li>HPE 2.3m C13 to NEMA 6-15P Pwr Cord(J9936A)</li> </ul>	JL701C#B2E
	<p>Aruba 8360-32Y4C v2 32p 25G SFP+/28 4 Sec 4p 100G QSFP+/28 Back-to-Front 3 Fans 2 AC Bdl No Loc</p> <ul style="list-style-type: none"> <li>No Localized Power Cord Selected. Use J9955A to obtain a Locking Plug Power Cord (L6-20P)</li> </ul>	JL701C#AC3

## Configuration Information

Rule #	Description	SKU
1, 2, 3, 4, 5, 6, 7, 8, 9	<p>Aruba 8360-16Y2C v2 16p 25G SFP/SFP+/SFP28 2p 100G QSFP+/28 Front-to-Back 3 Fans 2 AC Bdl</p> <ul style="list-style-type: none"> <li>Includes 2 Port-to-Power Power Units (JL600A)</li> <li>Includes 3 Port-to-Power Fan Trays (JL714A)</li> <li>2 Post Rack Kit included</li> <li>Min=0 \ Max= 16 SFP/SFP+/SFP28 1/10/25G Transceivers</li> <li><b>OR</b> Min=0 \ Max= 8 SFP56 50G Transceivers, ports 1-16, for every 1 or 2 SFP56 ports enabled, disable qty 2 ports</li> <li>Min=0 \ Max = 2 QSFP+/QSFP28 40/100G Transceivers</li> <li>QSA28 Adapter Min=0 \ Max=1, ports 17 (rule7)</li> <li>1U - Height</li> </ul>	JL702C
	<p>Aruba 8360-16Y2C v2 16p 25G SFP/SFP+/SFP28 2p 100G QSFP+/28 Front-to-Back 3 Fans 2 AC Bdl PDU</p> <ul style="list-style-type: none"> <li>C13 PDU Jumper Cord (NA/MEX/TW/JP) (J9943A C15 equivalent)</li> </ul>	JL702C#B2B
	<p>Aruba 8360-16Y2C v2 16p 25G SFP/SFP+/SFP28 2p 100G QSFP+/28 Front-to-Back 3 Fans 2 AC Bdl PDU</p> <ul style="list-style-type: none"> <li>C13 PDU Jumper Cord (ROW) (J9944A C15 equivalent)</li> </ul>	JL702C#B2C
	<p>Aruba 8360-16Y2C v2 16p 25G SFP/SFP+/SFP28 2p 100G QSFP+/28 Front-to-Back 3 Fans 2 AC Bdl 220v</p> <ul style="list-style-type: none"> <li>HPE 2.3m C13 to NEMA 6-15P Pwr Cord(J9936A)</li> </ul>	JL702C#B2E
	<p>Aruba 8360-16Y2C v2 16p 25G SFP/SFP+/SFP28 2p 100G QSFP+/28 Front-to-Back 3 Fans 2 AC Bdl No Loc</p> <ul style="list-style-type: none"> <li>No Localized Power Cord Selected. Use J9955A to obtain a Locking Plug Power Cord (L6-20P)</li> </ul>	JL702C#AC3
1, 2, 3, 4, 5, 6, 7, 8, 9, 10	<p>Aruba 8360-16Y2C v2 16p 25G SFP/SFP+/SFP28 2p 100G QSFP+/28 Back-to-Front 3 Fans 2 AC Bdl</p> <ul style="list-style-type: none"> <li>Includes 2 Power-to-Port Power Units (JL712A)</li> <li>Includes 3 Power-to-Port Fan Trays (JL715A)</li> <li>2 Post Rack Kit included</li> <li>Min=0 \ Max= 16 SFP/SFP+/SFP28 1/10/25G Transceivers</li> <li><b>OR</b> Min=0 \ Max= 8 SFP56 50G Transceivers, ports 1-16, for every 1 or 2 SFP56 ports enabled, disable qty 2 ports</li> <li>Min=0 \ Max = 2 QSFP+/QSFP28 40/100G Transceivers</li> <li>QSA28 Adapter Min=0 \ Max=1, ports 17 (rule7)</li> <li>1U - Height</li> </ul>	JL703C
	<p>Aruba 8360-16Y2C v2 16p 25G SFP/SFP+/SFP28 2p 100G QSFP+/28 Back-to-Front 3 Fans 2 AC Bdl PDU</p> <ul style="list-style-type: none"> <li>C13 PDU Jumper Cord (NA/MEX/TW/JP) (J9943A C15 equivalent)</li> </ul>	JL703C#B2B
	<p>Aruba 8360-16Y2C v2 16p 25G SFP/SFP+/SFP28 2p 100G QSFP+/28 Back-to-Front 3 Fans 2 AC Bdl PDU</p> <ul style="list-style-type: none"> <li>C13 PDU Jumper Cord (ROW) (J9944A C15 equivalent)</li> </ul>	JL703C#B2C
	<p>Aruba 8360-16Y2C v2 16p 25G SFP/SFP+/SFP28 2p 100G QSFP+/28 Back-to-Front 3 Fans 2 AC Bdl 220v</p> <ul style="list-style-type: none"> <li>HPE 2.3m C13 to NEMA 6-15P Pwr Cord(J9936A)</li> </ul>	JL703C#B2E
	<p>Aruba 8360-16Y2C v2 16p 25G SFP/SFP+/SFP28 2p 100G QSFP+/28 Back-to-Front 3 Fans 2 AC Bdl No Loc</p> <ul style="list-style-type: none"> <li>No Localized Power Cord Selected. Use J9955A to obtain a Locking Plug Power Cord (L6-20P)</li> </ul>	JL703C#AC3

## Configuration Information

Rule #	Description	SKU
1, 2, 3, 4, 5, 6, 7, 8, 9, 10	<p>Aruba 8360-48Y6C v2 48p 25G SFP+/28 4 Sec 6p 100G QSFP+/28 2 Sec Frnt-to-Bck 5 Fans 2 AC Bdl</p> <ul style="list-style-type: none"> <li>Includes 2 Port-to-Power Power Units (JL601A)</li> <li>Includes 5 Port-to-Power Fan Trays (JL714A)</li> <li>2 Post Rack Kit included</li> <li>Min=0 \ Max= 48 44 SFP/SFP+/SFP28 1/10/25G Transceivers, ports 5-48</li> <li>Min=0 \ Max= 4 SFP+/SFP28 10/25G Transceivers, ports 1-4</li> <li><b>OR</b> Min=0 \ Max= 22 SFP56 50G Transceivers, ports 5-48, for every 1 or 2 SFP56 ports enabled, disable qty 2 ports</li> <li>Min=0 \ Max = 6 QSFP+/QSFP28 40/100G Transceivers</li> <li>QSA28 Adapter Min=0 \ Max=4, ports 49,50,52,53 (rule7)</li> <li>1U - Height</li> </ul>	JL704C
	<p>Aruba 8360-48Y6C v2 48p 25G SFP+/28 4 Sec 6p 100G QSFP+/28 2 Sec Frnt-to-Bck 5 Fans 2 AC Bdl PDU</p> <ul style="list-style-type: none"> <li>C13 PDU Jumper Cord (NA/MEX/TW/JP) (J9943A C15 equivalent)</li> </ul>	JL704C#B2B
	<p>Aruba 8360-48Y6C v2 48p 25G SFP+/28 4 Sec 6p 100G QSFP+/28 2 Sec Frnt-to-Bck 5 Fans 2 AC Bdl PDU</p> <ul style="list-style-type: none"> <li>C13 PDU Jumper Cord (ROW) (J9944A C15 equivalent)</li> </ul>	JL704C#B2C
	<p>Aruba 8360-48Y6C v2 48p 25G SFP+/28 4 Sec 6p 100G QSFP+/28 2 Sec Frnt-to-Bck 5 Fans 2 AC Bdl 220v</p> <ul style="list-style-type: none"> <li>HPE 2.3m C13 to NEMA 6-15P Pwr Cord(J9936A)</li> </ul>	JL704C#B2E
	<p>Aruba 8360-48Y6C v2 48p 25G SFP+/28 4 Sec 6p 100G QSFP+/28 2 Sec Frnt-to-Bck 5 Fans 2 AC Bdl No Loc</p> <ul style="list-style-type: none"> <li>No Localized Power Cord Selected. Use J9955A to obtain a Locking Plug Power Cord (L6-20P)</li> </ul>	JL704C#AC3
1, 2, 3, 4, 5, 6, 7, 8, 9, 10	<p>Aruba 8360-48Y6C v2 48p 25G SFP+/28 4 Sec 6p 100G QSFP+/28 2 Sec Bck-to-Frnt 5 Fans 2 AC Bdl</p> <ul style="list-style-type: none"> <li>Includes 2 Power-to-Port Power Units (JL713A)</li> <li>Includes 5 Power-to-Port Fan Trays (JL715A)</li> <li>2 Post Rack Kit included</li> <li>Min=0 \ Max= 48 44 SFP/SFP+/SFP28 1/10/25G Transceivers, ports 5-48</li> <li>Min=0 \ Max= 4 SFP+/SFP28 10/25G Transceivers, ports 1-4</li> <li><b>OR</b> Min=0 \ Max= 22 SFP56 50G Transceivers, ports 5-48, for every 1 or 2 SFP56 ports enabled, disable qty 2 ports+F173</li> <li>Min=0 \ Max = 6 QSFP+/QSFP28 40/100G Transceivers</li> <li>QSA28 Adapter Min=0 \ Max=4, ports 49,50,52,53 (rule7)</li> <li>1U - Height</li> </ul>	JL705C
	<p>Aruba 8360-48Y6C v2 48p 25G SFP+/28 4 Sec 6p 100G QSFP+/28 2 Sec Bck-to-Frnt 5 Fans 2 AC Bdl PDU</p> <ul style="list-style-type: none"> <li>C13 PDU Jumper Cord (NA/MEX/TW/JP) (J9943A C15 equivalent)</li> </ul>	JL705C#B2B
	<p>Aruba 8360-48Y6C v2 48p 25G SFP+/28 4 Sec 6p 100G QSFP+/28 2 Sec Bck-to-Frnt 5 Fans 2 AC Bdl PDU</p> <ul style="list-style-type: none"> <li>C13 PDU Jumper Cord (ROW) (J9944A C15 equivalent)</li> </ul>	JL705C#B2C
	<p>Aruba 8360-48Y6C v2 48p 25G SFP+/28 4 Sec 6p 100G QSFP+/28 2 Sec Bck-to-Frnt 5 Fans 2 AC Bdl 220v</p> <ul style="list-style-type: none"> <li>HPE 2.3m C13 to NEMA 6-15P Pwr Cord(J9936A)</li> </ul>	JL705C#B2E
	<p>Aruba 8360-48Y6C v2 48p 25G SFP+/28 4 Sec 6p 100G QSFP+/28 2 Sec Bck-to-Frnt 5 Fans 2 AC Bdl No Loc</p> <ul style="list-style-type: none"> <li>No Localized Power Cord Selected. Use J9955A to obtain a Locking Plug Power Cord (L6-20P)</li> </ul>	JL705C#AC3

## Configuration Information

Rule #	Description	SKU
4, 5, 6, 7	<p>Aruba 8360-48XT4C v2 48p 1G/10GBase-T 4p 100G QSFP+/28 Front-to-Back 3 Fans 2 AC Bundle</p> <ul style="list-style-type: none"> <li>• Includes 2 Port-to-Power Power Units (JL600A)</li> <li>• Includes 3 Port-to-Power Fan Trays (JL714A)</li> <li>• 2 Post Rack Kit included</li> <li>• Min=0 \ Max = 4 QSFP+/QSFP28 40/100G Transceivers</li> <li>• QSA28 Adapter Min=0 \ Max=2, ports 50/51 (rule7)</li> <li>• 1U - Height</li> </ul>	JL706C
	<p>Aruba 8360-48XT4C v2 48p 1G/10GBase-T 4p 100G QSFP+/28 Front-to-Back 3 Fans 2 AC Bundle PDU</p> <ul style="list-style-type: none"> <li>• C13 PDU Jumper Cord (NA/MEX/TW/JP) (J9943A C15 equivalent)</li> </ul>	JL706C#B2B
	<p>Aruba 8360-48XT4C v2 48p 1G/10GBase-T 4p 100G QSFP+/28 Front-to-Back 3 Fans 2 AC Bundle PDU</p> <ul style="list-style-type: none"> <li>• C13 PDU Jumper Cord (ROW) (J9944A C15 equivalent)</li> </ul>	JL706C#B2C
	<p>Aruba 8360-48XT4C v2 48p 1G/10GBase-T 4p 100G QSFP+/28 Front-to-Back 3 Fans 2 AC Bundle 220v</p> <ul style="list-style-type: none"> <li>• HPE 2.3m C13 to NEMA 6-15P Pwr Cord(J9936A)</li> </ul>	JL706C#B2E
	<p>Aruba 8360-48XT4C v2 48p 1G/10GBase-T 4p 100G QSFP+/28 Front-to-Back 3 Fans 2 AC Bundle No Loc</p> <ul style="list-style-type: none"> <li>• No Localized Power Cord Selected. Use J9955A to obtain a Locking Plug Power Cord (L6-20P)</li> </ul>	JL706C#AC3
4, 5, 6, 7	<p>Aruba 8360-48XT4C v2 48p 1G/10GBase-T 4p 100G QSFP+/28 Back-to-Front 3 Fans 2 AC Bundle</p> <ul style="list-style-type: none"> <li>• Includes 2 Power-to-Port Power Units (JL712A)</li> <li>• Includes 3 Power-to-Port Fan Trays (JL715A)</li> <li>• 2 Post Rack Kit included</li> <li>• Min=0 \ Max = 4 QSFP+/QSFP28 40/100G Transceivers</li> <li>• QSA28 Adapter Min=0 \ Max=2, ports 50/51 (rule7)</li> <li>• 1U - Height</li> </ul>	JL707C
	<p>Aruba 8360-48XT4C v2 48p 1G/10GBase-T 4p 100G QSFP+/28 Back-to-Front 3 Fans 2 AC Bundle PDU</p> <ul style="list-style-type: none"> <li>• C13 PDU Jumper Cord (NA/MEX/TW/JP) (J9943A C15 equivalent)</li> </ul>	JL707C#B2B
	<p>Aruba 8360-48XT4C v2 48p 1G/10GBase-T 4p 100G QSFP+/28 Back-to-Front 3 Fans 2 AC Bundle PDU</p> <ul style="list-style-type: none"> <li>• C13 PDU Jumper Cord (ROW) (J9944A C15 equivalent)</li> </ul>	JL707C#B2C
	<p>Aruba 8360-48XT4C v2 48p 1G/10GBase-T 4p 100G QSFP+/28 Back-to-Front 3 Fans 2 AC Bundle 220v</p> <ul style="list-style-type: none"> <li>• HPE 2.3m C13 to NEMA 6-15P Pwr Cord(J9936A)</li> </ul>	JL707C#B2E
	<p>Aruba 8360-48XT4C v2 48p 1G/10GBase-T 4p 100G QSFP+/28 Back-to-Front 3 Fans 2 AC Bundle No Loc</p> <ul style="list-style-type: none"> <li>• No Localized Power Cord Selected. Use J9955A to obtain a Locking Plug Power Cord (L6-20P)</li> </ul>	JL707C#AC3
4, 5, 6, 7, 8, 10	<p>Aruba 8360-12C v2 12-port 100G QSFP+/QSFP28 Front-to-Back 3 Fans 2 AC Bundle</p> <ul style="list-style-type: none"> <li>• Includes 2 Port-to-Power Power Units (JL600A)</li> <li>• Includes 3 Port-to-Power Fan Trays (JL714A)</li> <li>• 2 Post Rack Kit included</li> <li>• Min=0 \ Max = 12 QSFP+/QSFP28 40/100G Transceivers</li> <li>• QSA28 Adapter Min=0 \ Max=6, ports 7-12 (rule7)</li> <li>• 1U - Height</li> </ul>	JL708C

## Configuration Information

Rule #	Description	SKU
	Aruba 8360-12C v2 12-port 100G QSFP+/QSFP28 Front-to-Back 3 Fans 2 AC Bundle PDU <ul style="list-style-type: none"> <li>C13 PDU Jumper Cord (NA/MEX/TW/JP) (J9943A C15 equivalent)</li> </ul>	JL708C#B2B
	Aruba 8360-12C v2 12-port 100G QSFP+/QSFP28 Front-to-Back 3 Fans 2 AC Bundle PDU <ul style="list-style-type: none"> <li>C13 PDU Jumper Cord (ROW) (J9944A C15 equivalent)</li> </ul>	JL708C#B2C
	Aruba 8360-12C v2 12-port 100G QSFP+/QSFP28 Front-to-Back 3 Fans 2 AC Bundle 220v <ul style="list-style-type: none"> <li>HPE 2.3m C13 to NEMA 6-15P Pwr Cord(J9936A)</li> </ul>	JL708C#B2E
	Aruba 8360-12C v2 12-port 100G QSFP+/QSFP28 Front-to-Back 3 Fans 2 AC Bundle No Loc <ul style="list-style-type: none"> <li>No Localized Power Cord Selected. Use J9955A to obtain a Locking Plug Power Cord (L6-20P)</li> </ul>	JL708C#AC3
4, 5, 6, 7, 8, 10	Aruba 8360-12C v2 12-port 100G QSFP+/QSFP28 Back-to-Front 3 Fans 2 AC Bundle <ul style="list-style-type: none"> <li>Includes 2 Power-to-Port Power Units (JL712A)</li> <li>Includes 3 Power-to-Port Fan Trays (JL715A)</li> <li>2 Post Rack Kit included</li> <li>Min=0 \ Max = 12 QSFP+/QSFP28 40/100G Transceivers</li> <li>QSA28 Adapter Min=0 \ Max=6, ports 7-12 (rule7)</li> <li>1U - Height</li> </ul>	JL709C
	Aruba 8360-12C v2 12-port 100G QSFP+/QSFP28 Back-to-Front 3 Fans 2 AC Bundle PDU <ul style="list-style-type: none"> <li>C13 PDU Jumper Cord (NA/MEX/TW/JP) (J9943A C15 equivalent)</li> </ul>	JL709C#B2B
	Aruba 8360-12C v2 12-port 100G QSFP+/QSFP28 Back-to-Front 3 Fans 2 AC Bundle PDU <ul style="list-style-type: none"> <li>C13 PDU Jumper Cord (ROW) (J9944A C15 equivalent)</li> </ul>	JL709C#B2C
	Aruba 8360-12C v2 12-port 100G QSFP+/QSFP28 Back-to-Front 3 Fans 2 AC Bundle 220v <ul style="list-style-type: none"> <li>HPE 2.3m C13 to NEMA 6-15P Pwr Cord(J9936A)</li> </ul>	JL709C#B2E
	Aruba 8360-12C v2 12-port 100G QSFP+/QSFP28 Back-to-Front 3 Fans 2 AC Bundle No Loc <ul style="list-style-type: none"> <li>No Localized Power Cord Selected. Use J9955A to obtain a Locking Plug Power Cord (L6-20P)</li> </ul>	JL709C#AC3
1, 2, 4, 5, 6, 7, 8, 10	Aruba 8360-24XF2C v2 24p 10G SFP/SFP+ 2p 100G QSFP+/28 Front-to-Back 3 Fans 2 AC Bundle <ul style="list-style-type: none"> <li>Includes 2 Port-to-Power Power Units (JL600A)</li> <li>Includes 3 Port-to-Power Fan Trays (JL714A)</li> <li>2 Post Rack Kit included</li> <li>Min=0 \ Max= 24 SFP/SFP+ 1/10G Transceivers</li> <li>Min=0 \ Max = 2 QSFP+/QSFP28 40/100G Transceivers</li> <li>QSA28 Adapter Min=0 \ Max=1, ports 25 (rule7)</li> <li>1U - Height</li> </ul>	JL710C
	Aruba 8360-24XF2C v2 24p 10G SFP/SFP+ 2p 100G QSFP+/28 Front-to-Back 3 Fans 2 AC Bundle PDU <ul style="list-style-type: none"> <li>C13 PDU Jumper Cord (NA/MEX/TW/JP) (J9943A C15 equivalent)</li> </ul>	JL710C#B2B
	Aruba 8360-24XF2C v2 24p 10G SFP/SFP+ 2p 100G QSFP+/28 Front-to-Back 3 Fans 2 AC Bundle PDU <ul style="list-style-type: none"> <li>C13 PDU Jumper Cord (ROW) (J9944A C15 equivalent)</li> </ul>	JL710C#B2C
	Aruba 8360-24XF2C v2 24p 10G SFP/SFP+ 2p 100G QSFP+/28 Front-to-Back 3 Fans 2 AC Bundle 220v <ul style="list-style-type: none"> <li>HPE 2.3m C13 to NEMA 6-15P Pwr Cord(J9936A)</li> </ul>	JL710C#B2E
	Aruba 8360-24XF2C v2 24p 10G SFP/SFP+ 2p 100G QSFP+/28 Front-to-Back 3 Fans 2 AC Bundle No Loc <ul style="list-style-type: none"> <li>No Localized Power Cord Selected. Use J9955A to obtain a Locking Plug Power Cord (L6-20P)</li> </ul>	JL710C#AC3



## Configuration Information

1, 2, 4, 5, 6, 7, Aruba 8360-24XF2C v2 24p 10G SFP/SFP+ 2p 100G QSFP+/28 Back-to-Front 3 Fans 2 AC Bundle JL711C  
8, 10

- Includes 2 Power-to-Port Power Units (JL712A)
- Includes 3 Power-to-Port Fan Trays (JL715A)
- 2 Post Rack Kit included
- Min=0 \ Max= 24 SFP/SFP+ 1/10G Transceivers
- Min=0 \ Max = 2 QSFP+/QSFP28 40/100G Transceivers
- QSA28 Adapter Min=0 \ Max=1, ports 25 (rule7)
- 1U - Height

Aruba 8360-24XF2C v2 24p 10G SFP/SFP+ 2p 100G QSFP+/28 Back-to-Front 3 Fans 2 AC Bundle JL711C#B2B  
PDU

- C13 PDU Jumper Cord (NA/MEX/TW/JP) (J9943A C15 equivalent)

Aruba 8360-24XF2C v2 24p 10G SFP/SFP+ 2p 100G QSFP+/28 Back-to-Front 3 Fans 2 AC Bundle JL711C#B2C  
PDU

- C13 PDU Jumper Cord (ROW) (J9944A C15 equivalent)

Aruba 8360-24XF2C v2 24p 10G SFP/SFP+ 2p 100G QSFP+/28 Back-to-Front 3 Fans 2 AC Bundle JL711C#B2E  
220v

- HPE 2.3m C13 to NEMA 6-15P Pwr Cord(J9936A)

Aruba 8360-24XF2C v2 24p 10G SFP/SFP+ 2p 100G QSFP+/28 Back-to-Front 3 Fans 2 AC Bundle JL711C#AC3  
No Loc

- No Localized Power Cord Selected. Use J9955A to obtain a Locking Plug Power Cord (L6-20P)

### Configuration Rules

Rule #	Description	SKU
1	<b>The following Transceivers install into this Module: (Use BTO only when adding to switch)</b> Aruba 1G SFP LC LX 10km SMF Transceiver Aruba 1G SFP LC LH 70km SMF Transceiver Aruba 1G SFP RJ45 T 100m Cat5e Transceiver Aruba 1G SFP LC SX 500m MMF TAA Transceiver Aruba 1G SFP LC LX 10km SMF TAA Transceiver Aruba 1G SFP RJ45 T 100m Cat5e TAA Transceiver	J4859D J4860D J8177D JL745A JL746A JL747A
2	<b>The following Transceivers install into this Module: (Use BTO only when adding to switch)</b> Aruba 10G SFP+ LC SR 300m OM3 MMF Transceiver Aruba 10G SFP+ LC LR 10km SMF Transceiver Aruba 10GBASE-T SFP+ RJ45 30m Cat6A Transceiver Aruba 10G SFP+ LC ER 40km SMF Transceiver Aruba 10G SFP+ LC SR 300m MMF TAA Transceiver Aruba 10G SFP+ LC LR 10km SMF TAA Transceiver Aruba 10G SFP+ to SFP+ 1m Direct Attach Copper Cable Aruba 10G SFP+ to SFP+ 3m Direct Attach Copper Cable HPE BladeSystem c-Class 10GbE SFP+ to SFP+ 3m Direct Attach Copper Cable HPE BladeSystem c-Class 10GbE SFP+ to SFP+ 5m Direct Attach Copper Cable	J9150D J9151E JL563B J9153D JL748A JL749A J9281D J9283D 847655-B21 537963-B21
3	<b>The following Transceivers install into this Module: (Use BTO only when adding to switch)</b> Aruba 25G SFP28 LC SR 100m MMF Transceiver Aruba 25G SFP28 LC eSR 400m MMF Transceiver Aruba 25G SFP28 LC LR 10km SMF Transceiver Aruba 25G SFP28 to SFP28 0.65m Direct Attach Cable Aruba 25G SFP28 to SFP28 3m Direct Attach Copper Cable Aruba 25G SFP28 to SFP28 5m Direct Attach Copper Cable HPE 25Gb SFP28 to SFP28 3m Direct Attach Copper Cable HPE 25Gb SFP28 to SFP28 5m Direct Attach Copper Cable Aruba 25G SFP28 to SFP28 3m Active Optical Cable Aruba 25G SFP28 to SFP28 7m Active Optical Cable	JL484A JL485A JL486A JL487A JL488A JL489A 844477-B21 844480-B21 ROM44A ROM45A

## Configuration Information

4	<p>Aruba 25G SFP28 to SFP28 15m Active Optical Cable ROZ21A</p> <p><b>The following Transceivers install into this Module: (Use BTO only when adding to switch)</b></p> <p>Aruba 40G QSFP+ LC Bidirectional 150m MMF 2-strand Transceiver JL308A</p> <p>HPE X142 40G QSFP+ MPO SR4 Transceiver JH231A</p> <p>HPE X142 40G QSFP+ LC LR4 SM Transceiver JH232A</p> <p>HPE X142 40G QSFP+ MPO eSR4 300M Transceiver JH233A</p> <p>Aruba 40G QSFP+ LC ER4 40km SMF Transceiver Q9G82A</p> <p>Aruba 40G QSFP+ to QSFP+ 7m Active Optical Cable ROZ22A</p> <p>Aruba 40G QSFP+ to QSFP+ 15m Active Optical Cable ROZ23A</p> <p>Aruba 40G QSFP+ to QSFP+ 30m Active Optical Cable ROZ24A</p> <p>HPE X242 40G QSFP+ to QSFP+ 1m Direct Attach Copper Cable JH234A</p> <p>HPE X242 40G QSFP+ to QSFP+ 3m Direct Attach Copper Cable JH235A</p> <p>HPE X242 40G QSFP+ to QSFP+ 5m Direct Attach Copper Cable JH236A</p>
5	<p><b>The following Transceivers install into this Module: (Use BTO only when adding to switch)</b></p> <p>Aruba 100G QSFP28 LC ER4L 40km SMF Transceiver JL743A</p> <p>Aruba 100G QSFP28 MPO SR4 100m 12-fiber MPO OM3 MMF Transceiver JL309A</p> <p>Aruba 100G QSFP28 LC CWDM4 2km SMF Transceiver ROZ30A</p> <p>Aruba 100G QSFP28 LC LR4 10km SMF 2-strand Transceiver JL310A</p> <p>HPE 100Gb QSFP28 Bidirectional Transceiver 845972-B21</p> <p>Aruba 100G QSFP28 LC FR1 SMF 2km Transceiver R9B63A</p> <p>Aruba 100G QSFP28 to QSFP28 1m Direct Attach Copper Cable ROZ25A</p> <p>Aruba 100G QSFP28 to QSFP28 3m Direct Attach Copper Cable JL307A</p> <p>Aruba 100G QSFP28 to QSFP28 5m Direct Attach Copper Cable ROZ26A</p> <p>Aruba 100G QSFP28 to QSFP28 2m Active Optical Cable JL856A</p> <p>Aruba 100G QSFP28 to QSFP28 7m Active Optical Cable ROZ27A</p> <p>Aruba 100G QSFP28 to QSFP28 15m Active Optical Cable ROZ28A</p> <p>Aruba 100G QSFP28 to QSFP28 30m Active Optical Cable ROZ29A</p>
6	<p><b>Localization required on orders without #B2B, #B2C, #B2E, or #AC3 options.</b></p>
7	<p><b>If qty1 of the following QSA28 Adapter(845970-B21) is selected, then increase max SFP28 Port qty by 1 and allow user selection of the following SFP Transceivers. Refer to qty and port restrictions for individual Switch in the "Additional Info" sections: (Use BTO only when adding this QSA28 Adapter)</b></p> <p>Aruba 10G SFP+ LC SR 300m OM3 MMF Transceiver J9150D</p> <p>Aruba 10G SFP+ LC LR 10km SMF Transceiver J9151E</p> <p>Aruba 10G SFP+ LC ER 40km SMF Transceiver J9153D</p> <p>Aruba 10G SFP+ LC SR 300m MMF TAA Transceiver JL748A</p> <p>Aruba 10G SFP+ LC LR 10km SMF TAA Transceiver JL749A</p> <p>Aruba 25G SFP28 LC SR 100m MMF Transceiver JL484A</p> <p>Aruba 25G SFP28 LC eSR 400m MMF Transceiver JL485A</p> <p>Aruba 25G SFP28 LC LR 10km SMF Transceiver JL486A</p>
8	<p><b>The following Transceivers install into this Switch: (Use BTO only when adding to switch)</b></p> <p>HPE BladeSystem c-Class 40G QSFP+ to 4x10G SFP+ 3m Direct Attach Copper Splitter Cable 721064-B21</p> <p>HPE BladeSystem c-Class QSFP+ to 4x10G SFP+ 15m Active Optical Cable 721076-B21</p> <p>HPE 100Gb QSFP28 to 4x25Gb SFP28 3m Direct Attach Copper Cable 845416-B21</p> <p>HPE QSFP28 to 4x25Gb SFP28 7m Active Optical Cable 845420-B21</p> <p>HPE QSFP28 to 4x25Gb SFP28 15m Active Optical Cable 845424-B21</p>
9	<p><b>The following Transceivers install into this Switch: (Use BTO only when adding to switch)</b></p> <p>Aruba 50G SFP56 LC SR 100m MMF Transceiver ROM48A</p> <p>Aruba 50G SFP56 to SFP56 0.65m Direct Attach Copper Cable ROM46A</p> <p>Aruba 50G SFP56 to SFP56 3m Direct Attach Copper Cable ROM47A</p>
10	<p><b>The following AOCs install into this Switch: (Use #OD1 for XCVRs or #B01 for Cables since switch is factory racked):</b></p> <p>Aruba 200G QSFP-DD to 2x QSFP28 100G 3m Active Optical Cable R9B60A</p> <p>Aruba 200G QSFP-DD to 2x QSFP28 100G 7m Active Optical Cable R9B58A</p>

## Configuration Information

	Aruba 200G QSFP-DD to 2x QSFP28 100G 15m Active Optical Cable	R9B62A
	Aruba 200G QSFP-DD to 2x QSFP28 100G 30m Active Optical Cable	R9B61A
	Aruba 200G QSFP-DD to 2x QSFP28 100G 50m Active Optical Cable	R9B59A
<b>Notes:</b>	<ul style="list-style-type: none"> <li>- Required Custom Choice (Min1/Max1)</li> <li>- Switch/Router/Power Supply to PDU Power Cord - B2B in North America, Mexico, Taiwan, and Japan or B2C ROW. (OCA Default B2B or B2C for Rack Level CTO)</li> <li>- Switch/Router/Power Supply to Wall Power Cord - Localized Option (OCA Default for BTO)</li> <li>- High Volt Switch/Router/Power Supply to Wall Power Cord - B2E Option. (Offered only in North America, Mexico, Taiwan, and Japan)</li> <li>- No Power Cord - AC3 Option</li> </ul>	

## Rack Level Integration CTO Models

Rule #	Description	SKU
1, 2, 3, 4, 5, 6, 7, 8, 9, 10, 11	Aruba 8360-32Y4C v2 32p 25G SFP+/28 4 Sec 4p 100G QSFP+/28 Front-to-Back 3 Fans 2 AC Bdl	JL700C
	<ul style="list-style-type: none"> <li>• Includes 2 Port-to-Power Power Units (JL600A)</li> <li>• Includes 3 Port-to-Power Fan Trays (JL714A)</li> <li>• 2 Post Rack Kit included</li> <li>• Min=0 \ Max= 28 SFP/SFP+/SFP28 1/10/25G Transceivers, ports 5-32</li> <li>• <b>OR</b> Min=0 \ Max= 14 SFP56 50G Transceivers, ports 5-32, for every 1 or 2 SFP56 ports enabled, disable qty 2 ports</li> <li>• Min=0 \ Max= 4 SFP+/SFP28 10/25G Transceivers with MACsec, port 1-4</li> <li>• Min=0 \ Max = 4 QSFP+/QSFP28 40/100G Transceivers</li> <li>• QSA28 Adapter Min=0 \ Max=2, ports 34/35 (rule7)</li> <li>• 1U - Height</li> </ul>	
	Aruba 8360-32Y4C v2 32p 25G SFP+/28 4 Sec 4p 100G QSFP+/28 Front-to-Back 3 Fans 2 AC Bdl PDU	JL700C#B2B
	<ul style="list-style-type: none"> <li>• C13 PDU Jumper Cord (NA/MEX/TW/JP) (J9943A C15 equivalent)</li> </ul>	
	Aruba 8360-32Y4C v2 32p 25G SFP+/28 4 Sec 4p 100G QSFP+/28 Front-to-Back 3 Fans 2 AC Bdl PDU	JL700C#B2C
	<ul style="list-style-type: none"> <li>• C13 PDU Jumper Cord (ROW) (J9944A C15 equivalent)</li> </ul>	
	Aruba 8360-32Y4C v2 32p 25G SFP+/28 4 Sec 4p 100G QSFP+/28 Front-to-Back 3 Fans 2 AC Bdl 220v	JL700C#B2E
	<ul style="list-style-type: none"> <li>• HPE 2.3m C13 to NEMA 6-15P Pwr Cord(J9936A)</li> </ul>	
	Aruba 8360-32Y4C v2 32p 25G SFP+/28 4 Sec 4p 100G QSFP+/28 Front-to-Back 3 Fans 2 AC Bdl No Loc	JL700C#AC3
	<ul style="list-style-type: none"> <li>• No Localized Power Cord Selected. Use J9955A to obtain a Locking Plug Power Cord (L6-20P)</li> </ul>	
1, 2, 3, 4, 5, 6, 7, 8, 9, 10, 11	Aruba 8360-32Y4C v2 32p 25G SFP+/28 4 Sec 4p 100G QSFP+/28 Back-to-Front 3 Fans 2 AC Bdl	JL701C
	<ul style="list-style-type: none"> <li>• Includes 2 Power-to-Port Power Units (JL712A)</li> <li>• Includes 3 Power-to-Port Fan Trays (JL715A)</li> <li>• 2 Post Rack Kit included</li> <li>• Min=0 \ Max= 28 SFP/SFP+/SFP28 1/10/25G Transceivers, ports 5-32</li> <li>• <b>OR</b> Min=0 \ Max= 14 SFP56 50G Transceivers, ports 5-32, for every 1 or 2 SFP56 ports enabled, disable qty 2 ports</li> <li>• Min=0 \ Max= 4 SFP+/SFP28 10/25G Transceivers with MACsec, ports 1-4</li> <li>• Min=0 \ Max = 4 QSFP+/QSFP28 40/100G Transceivers</li> <li>• QSA28 Adapter Min=0 \ Max=2, ports 34/35 (rule7)</li> <li>• 1U - Height</li> </ul>	
	Aruba 8360-32Y4C v2 32p 25G SFP+/28 4 Sec 4p 100G QSFP+/28 Back-to-Front 3 Fans 2 AC Bdl PDU	JL701C#B2B
	<ul style="list-style-type: none"> <li>• C13 PDU Jumper Cord (NA/MEX/TW/JP) (J9943A C15 equivalent)</li> </ul>	

## Configuration Information

Aruba 8360-32Y4C v2 32p 25G SFP+/28 4 Sec 4p 100G QSFP+/28 Back-to-Front 3 Fans 2 AC Bdl PDU	JL701C#B2C
<ul style="list-style-type: none"> <li>• C13 PDU Jumper Cord (ROW) (J9944A C15 equivalent)</li> </ul>	
Aruba 8360-32Y4C v2 32p 25G SFP+/28 4 Sec 4p 100G QSFP+/28 Back-to-Front 3 Fans 2 AC Bdl 220v	JL701C#B2E
<ul style="list-style-type: none"> <li>• HPE 2.3m C13 to NEMA 6-15P Pwr Cord(J9936A)</li> </ul>	
Aruba 8360-32Y4C v2 32p 25G SFP+/28 4 Sec 4p 100G QSFP+/28 Back-to-Front 3 Fans 2 AC Bdl No Loc	JL701C#AC3
<ul style="list-style-type: none"> <li>• No Localized Power Cord Selected. Use J9955A to obtain a Locking Plug Power Cord (L6-20P)</li> </ul>	
<a href="#">1, 2, 3, 4, 5, 6, 7, 8, 9, 10, 11</a> Aruba 8360-16Y2C v2 16p 25G SFP/SFP+/SFP28 2p 100G QSFP+/28 Front-to-Back 3 Fans 2 AC Bdl	JL702C
<ul style="list-style-type: none"> <li>• Includes 2 Port-to-Power Power Units (JL600A)</li> <li>• Includes 3 Port-to-Power Fan Trays (JL714A)</li> <li>• 2 Post Rack Kit included</li> <li>• Min=0 \ Max= 16 SFP/SFP+/SFP28 1/10/25G Transceivers</li> <li>• <b>OR</b> Min=0 \ Max= 8 SFP56 50G Transceivers, ports 1-16, for every 1 or 2 SFP56 ports enabled, disable qty 2 ports</li> <li>• Min=0 \ Max = 2 QSFP+/QSFP28 40/100G Transceivers</li> <li>• QSA28 Adapter Min=0 \ Max=1, ports 17 (rule7)</li> <li>• 1U - Height</li> </ul>	
Aruba 8360-16Y2C v2 16p 25G SFP/SFP+/SFP28 2p 100G QSFP+/28 Front-to-Back 3 Fans 2 AC Bdl PDU	JL702C#B2B
<ul style="list-style-type: none"> <li>• C13 PDU Jumper Cord (NA/MEX/TW/JP) (J9943A C15 equivalent)</li> </ul>	
Aruba 8360-16Y2C v2 16p 25G SFP/SFP+/SFP28 2p 100G QSFP+/28 Front-to-Back 3 Fans 2 AC Bdl PDU	JL702C#B2C
<ul style="list-style-type: none"> <li>• C13 PDU Jumper Cord (ROW) (J9944A C15 equivalent)</li> </ul>	
Aruba 8360-16Y2C v2 16p 25G SFP/SFP+/SFP28 2p 100G QSFP+/28 Front-to-Back 3 Fans 2 AC Bdl 220v	JL702C#B2E
<ul style="list-style-type: none"> <li>• HPE 2.3m C13 to NEMA 6-15P Pwr Cord(J9936A)</li> </ul>	
Aruba 8360-16Y2C v2 16p 25G SFP/SFP+/SFP28 2p 100G QSFP+/28 Front-to-Back 3 Fans 2 AC Bdl No Loc	JL702C#AC3
<ul style="list-style-type: none"> <li>• No Localized Power Cord Selected. Use J9955A to obtain a Locking Plug Power Cord (L6-20P)</li> </ul>	
<a href="#">1, 2, 3, 4, 5, 6, 7, 8, 9, 10, 11</a> Aruba 8360-16Y2C v2 16p 25G SFP/SFP+/SFP28 2p 100G QSFP+/28 Back-to-Front 3 Fans 2 AC Bdl	JL703C
<ul style="list-style-type: none"> <li>• Includes 2 Power-to-Port Power Units (JL712A)</li> <li>• Includes 3 Power-to-Port Fan Trays (JL715A)</li> <li>• 2 Post Rack Kit included</li> <li>• Min=0 \ Max= 16 SFP/SFP+/SFP28 1/10/25G Transceivers</li> <li>• <b>OR</b> Min=0 \ Max= 8 SFP56 50G Transceivers, ports 1-16, for every 1 or 2 SFP56 ports enabled, disable qty 2 ports</li> <li>• Min=0 \ Max = 2 QSFP+/QSFP28 40/100G Transceivers</li> <li>• QSA28 Adapter Min=0 \ Max=1, ports 17 (rule7)</li> <li>• 1U - Height</li> </ul>	
Aruba 8360-16Y2C v2 16p 25G SFP/SFP+/SFP28 2p 100G QSFP+/28 Back-to-Front 3 Fans 2 AC Bdl PDU	JL703C#B2B
<ul style="list-style-type: none"> <li>• C13 PDU Jumper Cord (NA/MEX/TW/JP) (J9943A C15 equivalent)</li> </ul>	
Aruba 8360-16Y2C v2 16p 25G SFP/SFP+/SFP28 2p 100G QSFP+/28 Back-to-Front 3 Fans 2 AC Bdl PDU	JL703C#B2C
<ul style="list-style-type: none"> <li>• C13 PDU Jumper Cord (ROW) (J9944A C15 equivalent)</li> </ul>	
Aruba 8360-16Y2C v2 16p 25G SFP/SFP+/SFP28 2p 100G QSFP+/28 Back-to-Front 3 Fans 2 AC Bdl 220v	JL703C#B2E

## Configuration Information

	<ul style="list-style-type: none"> <li>HPE 2.3m C13 to NEMA 6-15P Pwr Cord(J9936A)</li> </ul>	
	Aruba 8360-16Y2C v2 16p 25G SFP/SFP+/SFP28 2p 100G QSFP+/28 Back-to-Front 3 Fans 2 AC Bdl No Loc	JL703C#AC3
	<ul style="list-style-type: none"> <li>No Localized Power Cord Selected. Use J9955A to obtain a Locking Plug Power Cord (L6-20P)</li> </ul>	
<a href="#">1, 2, 3, 4, 5, 6, 7, 8, 9, 10, 11</a>	Aruba 8360-48Y6C v2 48p 25G SFP+/28 4 Sec 6p 100G QSFP+/28 2 Sec Frnt-to-Bck 5 Fans 2 AC Bdl	JL704C
	<ul style="list-style-type: none"> <li>Includes 2 Port-to-Power Power Units (JL601A)</li> <li>Includes 5 Port-to-Power Fan Trays (JL714A)</li> <li>2 Post Rack Kit included</li> <li>Min=0 \ Max= 48 SFP/SFP+/SFP28 1/10/25G Transceivers</li> <li>Min=0 \ Max = 6 QSFP+/QSFP28 40/100G Transceivers</li> <li>QSA28 Adapter Min=0 \ Max=4, ports 49,50,52,53 (rule8)</li> <li>1U - Height</li> </ul>	
	Aruba 8360-48Y6C v2 48p 25G SFP+/28 4 Sec 6p 100G QSFP+/28 2 Sec Frnt-to-Bck 5 Fans 2 AC Bdl PDU	JL704C#B2B
	<ul style="list-style-type: none"> <li>C13 PDU Jumper Cord (NA/MEX/TW/JP) (J9943A C15 equivalent)</li> </ul>	
	Aruba 8360-48Y6C v2 48p 25G SFP+/28 4 Sec 6p 100G QSFP+/28 2 Sec Frnt-to-Bck 5 Fans 2 AC Bdl PDU	JL704C#B2C
	<ul style="list-style-type: none"> <li>C13 PDU Jumper Cord (ROW) (J9944A C15 equivalent)</li> </ul>	
	Aruba 8360-48Y6C v2 48p 25G SFP+/28 4 Sec 6p 100G QSFP+/28 2 Sec Frnt-to-Bck 5 Fans 2 AC Bdl 220v	JL704C#B2E
	<ul style="list-style-type: none"> <li>HPE 2.3m C13 to NEMA 6-15P Pwr Cord(J9936A)</li> </ul>	
	Aruba 8360-48Y6C v2 48p 25G SFP+/28 4 Sec 6p 100G QSFP+/28 2 Sec Frnt-to-Bck 5 Fans 2 AC Bdl No Loc	JL704C#AC3
	<ul style="list-style-type: none"> <li>No Localized Power Cord Selected. Use J9955A to obtain a Locking Plug Power Cord (L6-20P)</li> </ul>	
<a href="#">1, 2, 3, 4, 5, 6, 7, 8, 9, 10, 11</a>	Aruba 8360-48Y6C v2 48p 25G SFP+/28 4 Sec 6p 100G QSFP+/28 2 Sec Bck-to-Frnt 5 Fans 2 AC Bdl	JL705C
	<ul style="list-style-type: none"> <li>Includes 2 Power-to-Port Power Units (JL713A)</li> <li>Includes 5 Power-to-Port F151Fan Trays (JL715A)</li> <li>2 Post Rack Kit included+F123</li> <li>Min=0 \ Max= 48 SFP/SFP+/SFP28 1/10/25G Transceivers</li> <li>Min=0 \ Max = 6 QSFP+/QSFP28 40/100G Transceivers</li> <li>QSA28 Adapter Min=0 \ Max=4, ports 49,50,52,53 (rule8)</li> <li>1U - Height</li> </ul>	
	Aruba 8360-48Y6C v2 48p 25G SFP+/28 4 Sec 6p 100G QSFP+/28 2 Sec Bck-to-Frnt 5 Fans 2 AC Bdl PDU	JL705C#B2B
	<ul style="list-style-type: none"> <li>C13 PDU Jumper Cord (NA/MEX/TW/JP) (J9943A C15 equivalent)</li> </ul>	
	Aruba 8360-48Y6C v2 48p 25G SFP+/28 4 Sec 6p 100G QSFP+/28 2 Sec Bck-to-Frnt 5 Fans 2 AC Bdl PDU	JL705C#B2C
	<ul style="list-style-type: none"> <li>C13 PDU Jumper Cord (ROW) (J9944A C15 equivalent)</li> </ul>	
	Aruba 8360-48Y6C v2 48p 25G SFP+/28 4 Sec 6p 100G QSFP+/28 2 Sec Bck-to-Frnt 5 Fans 2 AC Bdl 220v	JL705C#B2E
	<ul style="list-style-type: none"> <li>HPE 2.3m C13 to NEMA 6-15P Pwr Cord(J9936A)</li> </ul>	
	Aruba 8360-48Y6C v2 48p 25G SFP+/28 4 Sec 6p 100G QSFP+/28 2 Sec Bck-to-Frnt 5 Fans 2 AC Bdl No Loc	JL705C#AC3
	<ul style="list-style-type: none"> <li>No Localized Power Cord Selected. Use J9955A to obtain a Locking Plug Power Cord (L6-20P)</li> </ul>	
<a href="#">4, 5, 6, 7, 8</a>	Aruba 8360-48XT4C v2 48p 1G/10GBase-T 4p 100G QSFP+/28 Front-to-Back 3 Fans 2 AC Bundle	JL706C
	<ul style="list-style-type: none"> <li>Includes 2 Port-to-Power Power Units (JL600A)</li> </ul>	

## Configuration Information

	<ul style="list-style-type: none"> <li>Includes 3 Port-to-Power Fan Trays (JL714A)</li> <li>2 Post Rack Kit included</li> <li>Min=0 \ Max = 4 QSFP+/QSFP28 40/100G Transceivers</li> <li>QSA28 Adapter Min=0 \ Max=2, ports 50/51 (rule7)</li> <li>1U - Height</li> </ul>	
	Aruba 8360-48XT4C v2 48p 1G/10GBase-T 4p 100G QSFP+/28 Front-to-Back 3 Fans 2 AC Bundle PDU	JL706C#B2B
	<ul style="list-style-type: none"> <li>C13 PDU Jumper Cord (NA/MEX/TW/JP) (J9943A C15 equivalent)</li> </ul>	
	Aruba 8360-48XT4C v2 48p 1G/10GBase-T 4p 100G QSFP+/28 Front-to-Back 3 Fans 2 AC Bundle PDU	JL706C#B2C
	<ul style="list-style-type: none"> <li>C13 PDU Jumper Cord (ROW) (J9944A C15 equivalent)</li> </ul>	
	Aruba 8360-48XT4C v2 48p 1G/10GBase-T 4p 100G QSFP+/28 Front-to-Back 3 Fans 2 AC Bundle 220v	JL706C#B2E
	<ul style="list-style-type: none"> <li>HPE 2.3m C13 to NEMA 6-15P Pwr Cord(J9936A)</li> </ul>	
	Aruba 8360-48XT4C v2 48p 1G/10GBase-T 4p 100G QSFP+/28 Front-to-Back 3 Fans 2 AC Bundle No Loc	JL706C#AC3
	<ul style="list-style-type: none"> <li>No Localized Power Cord Selected. Use J9955A to obtain a Locking Plug Power Cord (L6-20P)</li> </ul>	
4, 5, 6, 7, 8	Aruba 8360-48XT4C v2 48p 1G/10GBase-T 4p 100G QSFP+/28 Back-to-Front 3 Fans 2 AC Bundle	JL707C
	<ul style="list-style-type: none"> <li>Includes 2 Power-to-Port Power Units (JL712A)</li> <li>Includes 3 Power-to-Port Fan Trays (JL715A)</li> <li>2 Post Rack Kit included</li> <li>Min=0 \ Max = 4 QSFP+/QSFP28 40/100G Transceivers</li> <li>QSA28 Adapter Min=0 \ Max=2, ports 50/51 (rule7)</li> </ul>	
	1U - Height	
	Aruba 8360-48XT4C v2 48p 1G/10GBase-T 4p 100G QSFP+/28 Back-to-Front 3 Fans 2 AC Bundle PDU	JL707C#B2B
	<ul style="list-style-type: none"> <li>C13 PDU Jumper Cord (NA/MEX/TW/JP) (J9943A C15 equivalent)</li> </ul>	
	Aruba 8360-48XT4C v2 48p 1G/10GBase-T 4p 100G QSFP+/28 Back-to-Front 3 Fans 2 AC Bundle PDU	JL707C#B2C
	<ul style="list-style-type: none"> <li>C13 PDU Jumper Cord (ROW) (J9944A C15 equivalent)</li> </ul>	
	Aruba 8360-48XT4C v2 48p 1G/10GBase-T 4p 100G QSFP+/28 Back-to-Front 3 Fans 2 AC Bundle 220v	JL707C#B2E
	<ul style="list-style-type: none"> <li>HPE 2.3m C13 to NEMA 6-15P Pwr Cord(J9936A)</li> </ul>	
	Aruba 8360-48XT4C v2 48p 1G/10GBase-T 4p 100G QSFP+/28 Back-to-Front 3 Fans 2 AC Bundle No Loc	JL707C#AC3
	<ul style="list-style-type: none"> <li>No Localized Power Cord Selected. Use J9955A to obtain a Locking Plug Power Cord (L6-20P)</li> </ul>	
4, 5, 6, 7, 8, 9, 11	Aruba 8360-12C v2 12-port 100G QSFP+/QSFP28 Front-to-Back 3 Fans 2 AC Bundle	JL708C
	<ul style="list-style-type: none"> <li>Includes 2 Port-to-Power Power Units (JL600A)</li> <li>Includes 3 Port-to-Power Fan Trays (JL714A)</li> <li>2 Post Rack Kit included</li> <li>Min=0 \ Max = 12 QSFP+/QSFP28 40/100G Transceivers</li> <li>QSA28 Adapter Min=0 \ Max=6, ports 7-12 (rule7)</li> <li>1U - Height</li> </ul>	
	Aruba 8360-12C v2 12-port 100G QSFP+/QSFP28 Front-to-Back 3 Fans 2 AC Bundle PDU	JL708C#B2B
	<ul style="list-style-type: none"> <li>C13 PDU Jumper Cord (NA/MEX/TW/JP) (J9943A C15 equivalent)</li> </ul>	
	Aruba 8360-12C v2 12-port 100G QSFP+/QSFP28 Front-to-Back 3 Fans 2 AC Bundle PDU	JL708C#B2C
	<ul style="list-style-type: none"> <li>C13 PDU Jumper Cord (ROW) (J9944A C15 equivalent)</li> </ul>	
	Aruba 8360-12C v2 12-port 100G QSFP+/QSFP28 Front-to-Back 3 Fans 2 AC Bundle 220v	JL708C#B2E

## Configuration Information

	<ul style="list-style-type: none"> <li>HPE 2.3m C13 to NEMA 6-15P Pwr Cord(J9936A)</li> </ul>	
	Aruba 8360-12C v2 12-port 100G QSFP+/QSFP28 Front-to-Back 3 Fans 2 AC Bundle No Loc	JL708C#AC3
	<ul style="list-style-type: none"> <li>No Localized Power Cord Selected. Use J9955A to obtain a Locking Plug Power Cord (L6-20P)</li> </ul>	
4, 5, 6, 7, 8, 9, 11	Aruba 8360-12C v2 12-port 100G QSFP+/QSFP28 Back-to-Front 3 Fans 2 AC Bundle	JL709C
	<ul style="list-style-type: none"> <li>Includes 2 Power-to-Port Power Units (JL712A)</li> <li>Includes 3 Power-to-Port Fan Trays (JL715A)</li> <li>2 Post Rack Kit included</li> <li>Min=0 \ Max = 12 QSFP+/QSFP28 40/100G Transceivers</li> <li>QSA28 Adapter Min=0 \ Max=6, ports 7-12 (rule7)</li> <li>1U - Height</li> </ul>	
	Aruba 8360-12C v2 12-port 100G QSFP+/QSFP28 Back-to-Front 3 Fans 2 AC Bundle PDU	JL709C#B2B
	<ul style="list-style-type: none"> <li>C13 PDU Jumper Cord (NA/MEX/TW/JP) (J9943A C15 equivalent)</li> </ul>	
	Aruba 8360-12C v2 12-port 100G QSFP+/QSFP28 Back-to-Front 3 Fans 2 AC Bundle PDU	JL709C#B2C
	<ul style="list-style-type: none"> <li>C13 PDU Jumper Cord (ROW) (J9944A C15 equivalent)</li> </ul>	
	Aruba 8360-12C v2 12-port 100G QSFP+/QSFP28 Back-to-Front 3 Fans 2 AC Bundle 220v	JL709C#B2E
	<ul style="list-style-type: none"> <li>HPE 2.3m C13 to NEMA 6-15P Pwr Cord(J9936A)</li> </ul>	
	Aruba 8360-12C v2 12-port 100G QSFP+/QSFP28 Back-to-Front 3 Fans 2 AC Bundle No Loc	JL709C#AC3
	<ul style="list-style-type: none"> <li>No Localized Power Cord Selected. Use J9955A to obtain a Locking Plug Power Cord (L6-20P)</li> </ul>	
1, 2, 4, 5, 6, 7, 8, 9, 11	Aruba 8360-24XF2C v2 24p 10G SFP/SFP+ 2p 100G QSFP+/28 Front-to-Back 3 Fans 2 AC Bundle	JL710C
	<ul style="list-style-type: none"> <li>Includes 2 Port-to-Power Power Units (JL600A)</li> <li>Includes 3 Port-to-Power Fan Trays (JL714A)</li> <li>2 Post Rack Kit included</li> <li>Min=0 \ Max= 24 SFP/SFP+ 1/10G Transceivers</li> <li>Min=0 \ Max = 2 QSFP+/QSFP28 40/100G Transceivers</li> <li>QSA28 Adapter Min=0 \ Max=1, ports 25 (rule7)</li> <li>1U - Height</li> </ul>	
	Aruba 8360-24XF2C v2 24p 10G SFP/SFP+ 2p 100G QSFP+/28 Front-to-Back 3 Fans 2 AC Bundle PDU	JL710C#B2B
	<ul style="list-style-type: none"> <li>C13 PDU Jumper Cord (NA/MEX/TW/JP) (J9943A C15 equivalent)</li> </ul>	
	Aruba 8360-24XF2C v2 24p 10G SFP/SFP+ 2p 100G QSFP+/28 Front-to-Back 3 Fans 2 AC Bundle PDU	JL710C#B2C
	<ul style="list-style-type: none"> <li>C13 PDU Jumper Cord (ROW) (J9944A C15 equivalent)</li> </ul>	
	Aruba 8360-24XF2C v2 24p 10G SFP/SFP+ 2p 100G QSFP+/28 Front-to-Back 3 Fans 2 AC Bundle 220v	JL710C#B2E
	<ul style="list-style-type: none"> <li>HPE 2.3m C13 to NEMA 6-15P Pwr Cord(J9936A)</li> </ul>	
	Aruba 8360-24XF2C v2 24p 10G SFP/SFP+ 2p 100G QSFP+/28 Front-to-Back 3 Fans 2 AC Bundle No Loc	JL710C#AC3
	<ul style="list-style-type: none"> <li>No Localized Power Cord Selected. Use J9955A to obtain a Locking Plug Power Cord (L6-20P)</li> </ul>	
1, 2, 4, 5, 6, 7, 8, 9, 11	Aruba 8360-24XF2C v2 24p 10G SFP/SFP+ 2p 100G QSFP+/28 Back-to-Front 3 Fans 2 AC Bundle	JL711C
	<ul style="list-style-type: none"> <li>Includes 2 Power-to-Port Power Units (JL712A)</li> <li>Includes 3 Power-to-Port Fan Trays (JL715A)</li> <li>2 Post Rack Kit included</li> <li>Min=0 \ Max= 24 SFP/SFP+ 1/10G Transceivers</li> <li>Min=0 \ Max = 2 QSFP+/QSFP28 40/100G Transceivers</li> <li>QSA28 Adapter Min=0 \ Max=1, ports 25 (rule7)</li> <li>1U - Height</li> </ul>	

## Configuration Information

Aruba 8360-24XF2C v2 24p 10G SFP/SFP+ 2p 100G QSFP+/28 Back-to-Front 3 Fans 2 AC Bundle PDU JL711C#B2B

- C13 PDU Jumper Cord (NA/MEX/TW/JP) (J9943A C15 equivalent)

Aruba 8360-24XF2C v2 24p 10G SFP/SFP+ 2p 100G QSFP+/28 Back-to-Front 3 Fans 2 AC Bundle PDU JL711C#B2C

- C13 PDU Jumper Cord (ROW) (J9944A C15 equivalent)

Aruba 8360-24XF2C v2 24p 10G SFP/SFP+ 2p 100G QSFP+/28 Back-to-Front 3 Fans 2 AC Bundle 220v JL711C#B2E

- HPE 2.3m C13 to NEMA 6-15P Pwr Cord(J9936A)

Aruba 8360-24XF2C v2 24p 10G SFP/SFP+ 2p 100G QSFP+/28 Back-to-Front 3 Fans 2 AC Bundle No Loc JL711C#AC3

- No Localized Power Cord Selected. Use J9955A to obtain a Locking Plug Power Cord (L6-20P)

### Configuration Rules

Rule #	Description	SKU
1	<a href="#">The following Transceivers install into this Switch: (Use #0D1 for XCVRs or #B01 for Cables since switch is factory racked):</a>	
	Aruba 1G SFP LC SX 500m OM2 MMF Transceiver	J4858D
	Aruba 1G SFP LC LX 10km SMF Transceiver	J4859D
	Aruba 1G SFP LC LH 70km SMF Transceiver	J4860D
	Aruba 1G SFP RJ45 T 100m Cat5e Transceiver	J8177D
	Aruba 1G SFP LC SX 500m MMF TAA Transceiver	JL745A
	Aruba 1G SFP LC LX 10km SMF TAA Transceiver	JL746A
	Aruba 1G SFP RJ45 T 100m Cat5e TAA Transceiver	JL747A
2	<a href="#">The following Transceivers install into this Switch: (Use #0D1 for XCVRs or #B01 for Cables since switch is factory racked):</a>	
	Aruba 10G SFP+ LC SR 300m OM3 MMF Transceiver	J9150D
	Aruba 10G SFP+ LC LR 10km SMF Transceiver	J9151E
	Aruba 10GBASE-T SFP+ RJ45 30m Cat6A Transceiver	JL563B
	Aruba 10G SFP+ LC ER 40km SMF Transceiver	J9153D
	Aruba 10G SFP+ LC SR 300m MMF TAA Transceiver	JL748A
	Aruba 10G SFP+ LC LR 10km SMF TAA Transceiver	JL749A
	Aruba 10G SFP+ to SFP+ 1m Direct Attach Copper Cable	J9281D
	Aruba 10G SFP+ to SFP+ 3m Direct Attach Copper Cable	J9283D
	HPE BladeSystem c-Class 10GbE SFP+ to SFP+ 3m Direct Attach Copper Cable	487655-B21
	HPE BladeSystem c-Class 10GbE SFP+ to SFP+ 5m Direct Attach Copper Cable	537963-B21
3	<a href="#">The following Transceivers install into this Switch: (Use #0D1 for XCVRs or #B01 for Cables since switch is factory racked):</a>	
	Aruba 25G SFP28 LC SR 100m MMF Transceiver	JL484A
	Aruba 25G SFP28 LC eSR 400m MMF Transceiver	JL485A
	Aruba 25G SFP28 LC LR 10km SMF Transceiver	JL486A
	Aruba 25G SFP28 to SFP28 0.65m Direct Attach Cable	JL487A
	Aruba 25G SFP28 to SFP28 3m Direct Attach Copper Cable	JL488A
	Aruba 25G SFP28 to SFP28 5m Direct Attach Copper Cable	JL489A
	HPE 25Gb SFP28 to SFP28 3m Direct Attach Copper Cable	844477-B21
	HPE 25Gb SFP28 to SFP28 5m Direct Attach Copper Cable	844480-B21
	Aruba 25G SFP28 to SFP28 3m Active Optical Cable	ROM44A
	Aruba 25G SFP28 to SFP28 7m Active Optical Cable	ROM45A
	Aruba 25G SFP28 to SFP28 15m Active Optical Cable	ROZ21A
4	<a href="#">The following Transceivers install into this Switch: (Use #0D1 for XCVRs or #B01 for Cables since switch is factory racked):</a>	
	Aruba 40G QSFP+ LC Bidirectional 150m MMF 2-strand Transceiver	JL308A
	HPE X142 40G QSFP+ MPO SR4 Transceiver	JH231A
	HPE X142 40G QSFP+ LC LR4 SM Transceiver	JH232A



## Configuration Information

	HPE X142 40G QSFP+ MPO eSR4 300M Transceiver	JH233A
	Aruba 40G QSFP+ LC ER4 40km SMF Transceiver	Q9G82A
	Aruba 40G QSFP+ to QSFP+ 7m Active Optical Cable	ROZ22A
	Aruba 40G QSFP+ to QSFP+ 15m Active Optical Cable	ROZ23A
	Aruba 40G QSFP+ to QSFP+ 30m Active Optical Cable	ROZ24A
	HPE X242 40G QSFP+ to QSFP+ 1m Direct Attach Copper Cable	JH234A
	HPE X242 40G QSFP+ to QSFP+ 3m Direct Attach Copper Cable	JH235A
	HPE X242 40G QSFP+ to QSFP+ 5m Direct Attach Copper Cable	JH236A
5	<b>The following Transceivers install into this Switch: (Use #0D1 for XCVRs or #B01 for Cables since switch is factory racked):</b>	
	Aruba 100G QSFP28 LC ER4L 40km SMF Transceiver	JL743A
	Aruba 100G QSFP28 MPO SR4 100m 12-fiber MPO OM3 MMF Transceiver	JL309A
	Aruba 100G QSFP28 LC CWDM4 2km SMF Transceiver	ROZ30A
	Aruba 100G QSFP28 LC LR4 10km SMF 2-strand Transceiver	JL310A
	HPE 100Gb QSFP28 Bidirectional Transceiver	845972-B21
	Aruba 100G QSFP28 LC FR1 SMF 2km Transceiver	R9B63A
	Aruba 100G QSFP28 to QSFP28 1m Direct Attach Copper Cable	ROZ25A
	Aruba 100G QSFP28 to QSFP28 3m Direct Attach Copper Cable	JL307A
	Aruba 100G QSFP28 to QSFP28 5m Direct Attach Copper Cable	ROZ26A
	Aruba 100G QSFP28 to QSFP28 2m Active Optical Cable	JL856A
	Aruba 100G QSFP28 to QSFP28 7m Active Optical Cable	ROZ27A
	Aruba 100G QSFP28 to QSFP28 15m Active Optical Cable	ROZ28A
	Aruba 100G QSFP28 to QSFP28 30m Active Optical Cable	ROZ29A
	HPE QSFP28 to SFP28 Adapter	845970-B21
6	<ul style="list-style-type: none"> <li>- Required Custom Choice (Min1/Max1)</li> <li>- Switch/Router/Power Supply to PDU Power Cord - B2B in North America, Mexico, Taiwan, and Japan or B2C ROW. (OCA Default B2B or B2C for Rack Level CTO)</li> <li>- Switch/Router/Power Supply to Wall Power Cord - Localized Option (OCA Default for BTO)</li> <li>- High Volt Switch/Router/Power Supply to Wall Power Cord - B2E Option. (Offered only in North America, Mexico, Taiwan, and Japan)</li> <li>- No Power Cord - AC3 Option</li> </ul>	
7	Factory racked CTO Base Model must integrate (#0D1) to the Rack.	
8	If qty1 of the following QSA28 Adapter(845970-B21) is selected, then increase max SFP28 Port qty by 1 and allow user selection of the following SFP Transceivers. Refer to qty and port restrictions for individual Switch in the "Additional Info" sections: (Use BTO only when adding this QSA28 Adapter)	
	Aruba 10G SFP+ LC SR 300m OM3 MMF Transceiver	J9150D
	Aruba 10G SFP+ LC LR 10km SMF Transceiver	J9151E
	Aruba 10G SFP+ LC ER 40km SMF Transceiver	J9153D
	Aruba 10G SFP+ LC SR 300m MMF TAA Transceiver	JL748A
	Aruba 10G SFP+ LC LR 10km SMF TAA Transceiver	JL749A
	Aruba 25G SFP28 LC SR 100m MMF Transceiver	JL484A
	Aruba 25G SFP28 LC eSR 400m MMF Transceiver	JL485A
	Aruba 25G SFP28 LC LR 10km SMF Transceiver	JL486A
9	<b>The following Transceivers install into this Switch: (Use BTO only when adding to switch)</b>	
	HPE BladeSystem c-Class QSFP+ to 4x10G SFP+ 15m Active Optical Cable	721076-B21
	HPE BladeSystem c-Class 40G QSFP+ to 4x10G SFP+ 3m Direct Attach Copper Splitter Cable	721064-B21
	HPE 100Gb QSFP28 to 4x25Gb SFP28 3m Direct Attach Copper Cable	845416-B21
	HPE QSFP28 to 4x25Gb SFP28 7m Active Optical Cable	845420-B21
	HPE QSFP28 to 4x25Gb SFP28 15m Active Optical Cable	845424-B21
10	<b>The following Transceivers install into this Switch: (Use #0D1 for XCVRs or #B01 for Cables since switch is factory racked):</b>	
	Aruba 50G SFP56 LC SR 100m MMF Transceiver	ROM48A
	Aruba 50G SFP56 to SFP56 0.65m Direct Attach Copper Cable	ROM46A

## Configuration Information

11	Aruba 50G SFP56 to SFP56 3m Direct Attach Copper Cable	ROM47A
	<b>The following AOCs install into this Switch: (Use #0D1 for XCVRs or #B01 for Cables since switch is factory racked):</b>	
	Aruba 200G QSFP-DD to 2x QSFP28 100G 3m Active Optical Cable	R9B60A
	Aruba 200G QSFP-DD to 2x QSFP28 100G 7m Active Optical Cable	R9B58A
	Aruba 200G QSFP-DD to 2x QSFP28 100G 15m Active Optical Cable	R9B62A
	Aruba 200G QSFP-DD to 2x QSFP28 100G 30m Active Optical Cable	R9B61A
	Aruba 200G QSFP-DD to 2x QSFP28 100G 50m Active Optical Cable	R9B59A
<b>Notes:</b>	Locking Power Cord (J9955A) L6-20P is available through the OCA Accessories tab	

## Transceivers

Rule #	Description	SKU
	<b>SPF Transceivers</b>	
	Aruba 1G SFP LC SX 500m OM2 MMF Transceiver	J4858D
	Aruba 1G SFP LC LX 10km SMF Transceiver	J4859D
	Aruba 1G SFP LC LH 70km SMF Transceiver	J4860D
	Aruba 1G SFP RJ45 T 100m Cat5e Transceiver	J8177D
	Aruba 1G SFP LC SX 500m MMF TAA Transceiver	JL745A
	Aruba 1G SFP LC LX 10km SMF TAA Transceiver	JL746A
	Aruba 1G SFP RJ45 T 100m Cat5e TAA Transceiver	JL747A
<b>Notes:</b>	For 48Y6C and 32Y4C models; All Ports are valid except 1-4	
	<b>SPF+ Transceivers</b>	
	Aruba 10G SFP+ LC SR 300m OM3 MMF Transceiver	J9150D
	Aruba 10G SFP+ LC LR 10km SMF Transceiver	J9151E
	Aruba 10GBASE-T SFP+ RJ45 30m Cat6A Transceiver	JL563B
	Aruba 10G SFP+ LC ER 40km SMF Transceiver	J9153D
	Aruba 10G SFP+ LC SR 300m MMF TAA Transceiver	JL748A
	Aruba 10G SFP+ LC LR 10km SMF TAA Transceiver	JL749A
	Aruba 10G SFP+ to SFP+ 1m Direct Attach Copper Cable	J9281D
	Aruba 10G SFP+ to SFP+ 3m Direct Attach Copper Cable	J9283D
	HPE BladeSystem c-Class 10GbE SFP+ to SFP+ 3m Direct Attach Copper Cable	487655-B21
	HPE BladeSystem c-Class 10GbE SFP+ to SFP+ 5m Direct Attach Copper Cable	537963-B21
	<b>SFP28 Transceivers</b>	
	Aruba 25G SFP28 LC SR 100m MMF Transceiver	JL484A
	Aruba 25G SFP28 LC eSR 400m MMF Transceiver	JL485A
	Aruba 25G SFP28 LC LR 10km SMF Transceiver	JL486A
	Aruba 25G SFP28 to SFP28 0.65m Direct Attach Cable	JL487A
	Aruba 25G SFP28 to SFP28 3m Direct Attach Copper Cable	JL488A
	Aruba 25G SFP28 to SFP28 5m Direct Attach Copper Cable	JL489A
	HPE 25Gb SFP28 to SFP28 3m Direct Attach Copper Cable	844477-B21
	HPE 25Gb SFP28 to SFP28 5m Direct Attach Copper Cable	844480-B21
	Aruba 25G SFP28 to SFP28 3m Active Optical Cable	ROM44A
	Aruba 25G SFP28 to SFP28 7m Active Optical Cable	ROM45A
	Aruba 25G SFP28 to SFP28 15m Active Optical Cable	ROZ21A
	<b>QSFP+ Transceivers</b>	
	Aruba 40G QSFP+ LC Bidirectional 150m MMF 2-strand Transceiver	JL308A
	HPE X142 40G QSFP+ MPO SR4 Transceiver	JH231A
	HPE X142 40G QSFP+ LC LR4 SM Transceiver	JH232A
	Aruba 40G QSFP+ LC ER4 40km SMF Transceiver	Q9G82A
	HPE X142 40G QSFP+ MPO eSR4 300M Transceiver	JH233A

## Configuration Information

	Aruba 40G QSFP+ to QSFP+ 7m Active Optical Cable	ROZ22A
	Aruba 40G QSFP+ to QSFP+ 15m Active Optical Cable	ROZ23A
	Aruba 40G QSFP+ to QSFP+ 30m Active Optical Cable	ROZ24A
	HPE X242 40G QSFP+ to QSFP+ 1m Direct Attach Copper Cable	JH234A
	HPE X242 40G QSFP+ to QSFP+ 3m Direct Attach Copper Cable	JH235A
	HPE X242 40G QSFP+ to QSFP+ 5m Direct Attach Copper Cable	JH236A
*	HPE BladeSystem c-Class 40G QSFP+ to 4x10G SFP+ 3m Direct Attach Copper Splitter Cable	721064-B21
*	HPE BladeSystem c-Class QSFP+ to 4x10G SFP+ 15m Active Optical Cable	721076-B21
<b>Notes:</b>	<b>*This Breakout Cable is not supported on the following Switches:</b>	
	Aruba 8360-48XT4C v2 48p 1G/10GBase-T 4p 100G QSFP+/28 Front-to-Back 3 Fans 2 AC Bundle	JL706C
	Aruba 8360-48XT4C v2 48p 1G/10GBase-T 4p 100G QSFP+/28 Back-to-Front 3 Fans 2 AC Bundle	JL707C
	<b>QSFP28 Transceivers</b>	
	Aruba 100G QSFP28 LC ER4L 40km SMF Transceiver	JL743A
	Aruba 100G QSFP28 MPO SR4 100m 12-fiber MPO OM3 MMF Transceiver	JL309A
	Aruba 100G QSFP28 LC CWDM4 2km SMF Transceiver	ROZ30A
	Aruba 100G QSFP28 LC LR4 10km SMF 2-strand Transceiver	JL310A
	HPE 100Gb QSFP28 Bidirectional Transceiver	845972-B21
	Aruba 100G QSFP28 LC FR1 SMF 2km Transceiver	R9B63A
	Aruba 100G QSFP28 to QSFP28 1m Direct Attach Copper Cable	ROZ25A
	Aruba 100G QSFP28 to QSFP28 3m Direct Attach Copper Cable	JL307A
	Aruba 100G QSFP28 to QSFP28 5m Direct Attach Copper Cable	ROZ26A
	Aruba 100G QSFP28 to QSFP28 2m Active Optical Cable	JL856A
	Aruba 100G QSFP28 to QSFP28 7m Active Optical Cable	ROZ27A
	Aruba 100G QSFP28 to QSFP28 15m Active Optical Cable	ROZ28A
	Aruba 100G QSFP28 to QSFP28 30m Active Optical Cable	ROZ29A
1	HPE 100Gb QSFP28 to 4x25Gb SFP28 3m Direct Attach Copper Cable	845416-B21
1	HPE QSFP28 to 4x25Gb SFP28 7m Active Optical Cable	845420-B21
1	HPE QSFP28 to 4x25Gb SFP28 15m Active Optical Cable	845424-B21
3	Aruba 200G QSFP-DD to 2x QSFP28 100G 3m Active Optical Cable	R9B60A
3	Aruba 200G QSFP-DD to 2x QSFP28 100G 7m Active Optical Cable	R9B58A
3	Aruba 200G QSFP-DD to 2x QSFP28 100G 15m Active Optical Cable	R9B62A
3	Aruba 200G QSFP-DD to 2x QSFP28 100G 30m Active Optical Cable	R9B61A
3	Aruba 200G QSFP-DD to 2x QSFP28 100G 50m Active Optical Cable	R9B59A
	<b>QSA28 Adapter</b>	
2	HPE QSFP28 to SFP28 Adapter	845970-B21
1	<b>This Breakout Cable is not supported on the following Switches:</b>	
	Aruba 8360-48XT4C v2 48p 1G/10GBase-T 4p 100G QSFP+/28 Front-to-Back 3 Fans 2 AC Bundle	JL706C
	Aruba 8360-48XT4C v2 48p 1G/10GBase-T 4p 100G QSFP+/28 Back-to-Front 3 Fans 2 AC Bundle	JL707C
2	<b>If selecting the 845970-B21 - QSFP28 to SFP28 Adapter, then see Aruba Tranceiver Guide for details.</b>	
3	<b>Only the QSFP28 end of the AOC to the 8325 Switch is supported</b>	

## Configuration Information

### Switch Options

Remarks	Description	SKU
	<b>Rack Mount Kits</b>	
	For JL704C and JL705C System (std 0 // max 1) User Selection (min 0 // max 1) per Switch	
1	Aruba X412 1U Universal 2-post Rack Mount Kit	JL602A
2	Aruba X414 1U Universal 4-post Rack Mount Kit	J9583B
	<b>Configuration Rules</b>	
Rule #	Description	SKU
1	If the switch will be factory racked into an HPE Universal Rack, then (Min 1) of the 4 Post Rack Mount kit is required with #0D1.	
2	This Rack Mount Kit is included with the following bundles and cannot be a selectable option: JL700C, JL701C, JL702C, JL703C, JL704C, JL705C, JL707C, JL708C, JL709C, JL710C, JL711C	
	<b>Air Duct Kit</b>	
Rule #	Description	SKU
1, 2, 3	Aruba X544 Universal 4-post Duct Kit (Must order 4-post rack mount kit separately) <ul style="list-style-type: none"> <li>Only for Power to Port Bundles</li> </ul>	JL716A
	<b>Configuration Rules</b>	
1	If the Switch Bundle will be Factory Racked, then this Duct Kit is required with #0D1 for the Power to Port Switch Bundles: <ul style="list-style-type: none"> <li>Aruba 8360-32Y4C with MACSec Power to Port 3 Fans 2 PSU Bundle JL701A</li> <li>Aruba 8360-16Y2C Power to Port 3 Fans 2 PSU Bundle JL703A</li> <li>Aruba 8360-48Y6C v2 48p 25G SFP+/28 4 Sec 6p 100G QSFP+/28 2 Sec Bck-to-Frnt 5 Fans 2 AC Bdl JL705C</li> <li>Aruba 8360-48XT4C Power to Port 3 Fans 2 PSU Bundle JL707A</li> <li>Aruba 8360-12C Power to Port 3 Fans 2 PSU Bundle JL709A</li> <li>Aruba 8360-24XF2C Power to Port 3 Fans 2 PSU Bundle JL711A</li> </ul>	
2	For optimal performance, it is recommended that the user select the Duct Kit for Power to Port Switch Bundles	
3	If this Air Duct Kit is selected then the following 4 Post Rack Mount kit must be selected: J9583B - Aruba X414 1U Universal 4-post Rack Mount Kit	

### Accessories

Rule #	Description	SKU
	<b>Spare Items</b>	
	Aruba 8360-32Y4C v2 32-port 25G SFP/SFP+/SFP28 4 Sec 4-port 100G QSFP+/QSFP28 Switch JL717C <ul style="list-style-type: none"> <li>This is a Spare only</li> <li>Must be used with 2 Power Units (JL600A or JL712A)</li> <li>Must be used with 5 Fan Tray (JL714A or JL715A)</li> <li>2 Post Rack Kit included, must use 4 Post Rack Mount Kit(J9583B) with HPE Racks</li> <li>1U - Height</li> </ul>	
	Aruba 8360-16Y2C v2 16-port 25G SFP/SFP+/SFP28 2-port 100G QSFP+/QSFP28 Switch JL718C <ul style="list-style-type: none"> <li>This is a Spare only</li> <li>Must be used with 2 Power Units (JL600A or JL712A)</li> <li>Must be used with 5 Fan Tray (JL714A or JL715A)</li> <li>2 Post Rack Kit included, must use 4 Post Rack Mount Kit(J9583B) with HPE Racks</li> <li>1U - Height</li> </ul>	
	Aruba 8360-48Y6C v2 48p 25G SFP/SFP+/SFP28 4 Sec 6p 100G QSFP+/QSFP28 2 Sec Switch JL719C <ul style="list-style-type: none"> <li>This is a Spare only</li> <li>Must be used with 2 Power Units (JL601A or JL713A)</li> <li>Must be used with 5 Fan Tray (JL714A or JL715A)</li> <li>2 Post Rack Kit included, must use 4 Post Rack Mount Kit(J9583B) with HPE Racks</li> <li>1U - Height</li> </ul>	

## Configuration Information

Rule #	Description	SKU
	Aruba 8360-48XT4C v2 48-port 1G/10GBase-T 4-port 100G QSFP+/QSFP28 Switch	JL720C
	<ul style="list-style-type: none"> <li>This is a Spare only</li> <li>Must be used with 2 Power Units (JL600A or JL712A)</li> <li>Must be used with 5 Fan Tray (JL714A or JL715A)</li> <li>2 Post Rack Kit included, must use 4 Post Rack Mount Kit(J9583B) with HPE Racks</li> <li>1U - Height</li> </ul>	
	Aruba 8360-12C v2 12-port 100G QSFP+/QSFP28 Switch	JL721C
	<ul style="list-style-type: none"> <li>This is a Spare only</li> <li>Must be used with 2 Power Units (JL600A or JL712A)</li> <li>Must be used with 5 Fan Tray (JL714A or JL715A)</li> <li>2 Post Rack Kit included, must use 4 Post Rack Mount Kit(J9583B) with HPE Racks</li> <li>1U - Height</li> </ul>	
	Aruba 8360-24XF2C v2 24-port 10G SFP/SFP+ 2-port 100G QSFP+/QSFP28 Switch	JL722C
	<ul style="list-style-type: none"> <li>This is a Spare only</li> <li>Must be used with 2 Power Units (JL600A or JL712A)</li> <li>Must be used with 5 Fan Tray (JL714A or JL715A)</li> <li>2 Post Rack Kit included, must use 4 Post Rack Mount Kit(J9583B) with HPE Racks</li> <li>1U - Height</li> </ul>	
1	Aruba X391 550W Port to Power AC Power Supply	JL600A
	<ul style="list-style-type: none"> <li>Includes 1 x c13, 550w</li> </ul>	
	Aruba X391 550W Port to Power AC Power Supply PDU	JL600A#B2B
	<ul style="list-style-type: none"> <li>C13 PDU Jumper Cord (NA/MEX/TW/JP) (JL697A)</li> </ul>	
	Aruba X391 550W Port to Power AC Power Supply PDU RoW	JL600A#B2C
	<ul style="list-style-type: none"> <li>C13 PDU Jumper Cord (ROW) (JL697A)</li> </ul>	
	Aruba X391 550W Port to Power AC Power Supply 220v	JL600A#B2E
	<ul style="list-style-type: none"> <li>HPE 2.3m C13 to NEMA 6-15P Pwr Cord(J9936A)</li> </ul>	
	Aruba X391 550W Port to Power AC Power Supply No Loc	JL600A#AC3
	<ul style="list-style-type: none"> <li>No Localized Power Cord Selected. Use J9955A to obtain a Locking Plug Power Cord (L6-20P)</li> </ul>	
1	Aruba X391 850W Port to Power AC Power Supply	JL601A
	<ul style="list-style-type: none"> <li>This is a Spare only</li> <li>Must be used with 2 Power Units (JL601A or JL713A)</li> <li>Must be used with 5 Fan Tray (JL714A or JL715A)</li> <li>2 Post Rack Kit included, must use 4 Post Rack Mount Kit(J9583B) with HPE Racks</li> <li>1U - Height</li> </ul>	
	Aruba X391 850W Port to Power AC Power Supply PDU	JL601A#B2B
	<ul style="list-style-type: none"> <li>C13 PDU Jumper Cord (NA/MEX/TW/JP) (JL697A)</li> </ul>	
	Aruba X391 850W Port to Power AC Power Supply PDU RoW	JL601A#B2C
	<ul style="list-style-type: none"> <li>C13 PDU Jumper Cord (ROW) (JL697A)</li> </ul>	
	Aruba X391 850W Port to Power AC Power Supply 220v	JL601A#B2E
	<ul style="list-style-type: none"> <li>HPE 2.3m C13 to NEMA 6-15P Pwr Cord(J9936A)</li> </ul>	
	Aruba X391 850W Port to Power AC Power Supply No Loc	JL601A#AC3
	<ul style="list-style-type: none"> <li>No Localized Power Cord Selected. Use J9955A to obtain a Locking Plug Power Cord (L6-20P)</li> </ul>	
1	Aruba X391 550W Power to Port AC Power Supply	JL712A
	<ul style="list-style-type: none"> <li>Includes 1 x c13, 550w</li> </ul>	
	Aruba X391 550W Power to Port AC Power Supply PDU	JL712A#B2B
	<ul style="list-style-type: none"> <li>C13 PDU Jumper Cord (NA/MEX/TW/JP) (JL697A)</li> </ul>	
	Aruba X391 550W Power to Port AC Power Supply PDU RoW	JL712A#B2C
	<ul style="list-style-type: none"> <li>C13 PDU Jumper Cord (ROW) (JL697A)</li> </ul>	
	Aruba X391 550W Power to Port AC Power Supply 220v	JL712A#B2E

## Configuration Information

Rule #	Description	SKU
	<ul style="list-style-type: none"> <li>HPE 2.3m C13 to NEMA 6-15P Pwr Cord(J9936A)</li> </ul>	
	Aruba X391 550W Power to Port AC Power Supply No Loc	JL712A#AC3
	<ul style="list-style-type: none"> <li>No Localized Power Cord Selected. Use J9955A to obtain a Locking Plug Power Cord (L6-20P)</li> </ul>	
	Aruba X391 850W Power to Port AC Power Supply	JL713A
	<ul style="list-style-type: none"> <li>includes 1 x c13, 850w</li> </ul>	
	Aruba X391 850W Power to Port AC Power Supply PDU	JL713A#B2B
	<ul style="list-style-type: none"> <li>C13 PDU Jumper Cord (NA/MEX/TW/JP) (JL697A)</li> </ul>	
	Aruba X391 850W Power to Port AC Power Supply PDU RoW	JL713A#B2C
	<ul style="list-style-type: none"> <li>C13 PDU Jumper Cord (ROW) (JL697A)</li> </ul>	
	Aruba X391 850W Power to Port AC Power Supply 220v	JL713A#B2E
	<ul style="list-style-type: none"> <li>HPE 2.3m C13 to NEMA 6-15P Pwr Cord(J9936A)</li> </ul>	
	Aruba X391 850W Power to Port AC Power Supply No Loc	JL713A#AC3
	<ul style="list-style-type: none"> <li>No Localized Power Cord Selected. Use J9955A to obtain a Locking Plug Power Cord (L6-20P)</li> </ul>	
	Aruba X741 Port to Power Fan	JL714A
	Aruba X742 Power to Port Fan	JL715A
	Aruba X412 1U Universal 2-post Rack Mount Kit	JL602A
	Aruba X414 1U Universal 4-post Rack Mount Kit	J9583B
	Aruba X544 Universal 4-post Duct Kit (Must order 4-post rack mount kit separately)	JL716A
	<ul style="list-style-type: none"> <li>Must order 4-post rack mount kit separately</li> </ul>	
	Aruba X2C2 RJ45 to DB9 Console Cable	JL448A

### Configuration Rules

Rule #	Description
1	Localization required on orders without B2B, B2C, B2E or AC3 options.
<b>Notes:</b>	<ul style="list-style-type: none"> <li>OCA Only: Required Custom Choice (Min1/Max1)</li> <li>Switch/Router/Power Supply to PDU Power Cord - B2B in North America, Mexico, Taiwan, and Japan or B2C ROW. (OCA Default B2B or B2C for Rack Level CTO)</li> <li>Switch/Router/Power Supply to Wall Power Cord - Localized Option (OCA Default for BTO)</li> <li>High Volt Switch/Router/Power Supply to Wall Power Cord - B2E Option. (Offered only in North America, Mexico, Taiwan, and Japan)</li> <li>No Power Cord - AC3 Option</li> </ul>

## Software

Remarks	Description	SKU
	<b>NetEdit</b>	
	<b>Single Node Subscription</b>	
	Aruba NetEdit Single Node 1yr Subscription E-STU	JL639AAE
	Aruba NetEdit Single Node 3yr Subscription E-STU	JL640AAE
	<b>Aruba Fabric Composer</b>	
	<b>Fabric Composer / Single Node Subscription</b>	
	Aruba Fabric Composer Device Management Service Tier 4 Switch 1 year Subscription E-STU	R7G99AAE
	Aruba Fabric Composer Device Management Service Tier 4 Switch 3 year Subscription E-STU	R7H00AAE
	Aruba Fabric Composer Device Management Service Tier 4 Switch 5 year Subscription E-STU Central	R7H01AAE

## Configuration Information

### Central

#### Advanced Services / 8XX/9XX/10XXX Switch Advanced Subscriptions

Aruba Central 8xx/9xx/10xxx Switch Advanced 7 year Subscription E-STU	JZ540AAE
Aruba Central 8xx/9xx/10xxx Switch Advanced 5 year Subscription E-STU	JZ541AAE
Aruba Central 8xx/9xx/10xxx Switch Advanced 3 year Subscription E-STU	JZ542AAE
Aruba Central 8xx/9xx/10xxx Switch Advanced 1 year Subscription E-STU	JZ543AAE
Aruba Central 8xx/9xx/10xxx Switch Advanced 10 year Subscription E-STU	JZ544AAE

**Notes:** [Add the Central Advanced Service Skus to the Aruba Catalog as Standalone: Aruba > Network Management > Central > Advanced](#)

#### Cloud Services / 8XXX Switch Foundation Subscriptions

2	Aruba Central Switch Chassis Foundation Sub 1yr E-STU	R3K03AAE
2	Aruba Central Switch Chassis Foundation Sub 3yr E-STU	R3K04AAE
2	Aruba Central Switch Chassis Foundation Sub 5yr E-STU	R3K05AAE
2	Aruba Central Switch Chassis Foundation Sub 7yr E-STU	R3K06AAE
2	Aruba Central Switch Chassis Foundation Sub 10yr E-STU	R3K07AAE

#### On-Prem Services / 8XXX Switch Foundation Subscriptions

3	Aruba Central On-Premises Switch 84xx/83xx/64xx/54xx Foundation 1 year Subscription E-STU	R6U88AAE
3	Aruba Central On-Premises Switch 84xx/83xx/64xx/54xx Foundation 3 year Subscription E-STU	R6U89AAE
3	Aruba Central On-Premises Switch 84xx/83xx/64xx/54xx Foundation 5 year Subscription E-STU	R6U90AAE
3	Aruba Central On-Premises Switch 84xx/83xx/64xx/54xx Foundation 7 year Subscription E-STU	R6U91AAE
3	Aruba Central On-Premises Switch 84xx/83xx/64xx/54xx Foundation 10 year Subscription E-STU	R6U92AAE

#### Cloud only TAC Services / 8XXX Switch Foundation Subscriptions

2	Aruba Central 8xxx Switch Foundation 1 year Subscription Cloud only TAC E-STU	R8L90AAE
2	Aruba Central 8xxx Switch Foundation 3 year Subscription Cloud only TAC E-STU	R8L91AAE
2	Aruba Central 8xxx Switch Foundation 5 year Subscription Cloud only TAC E-STU	R8L92AAE
2	Aruba Central 8xxx Switch Foundation 7 year Subscription Cloud only TAC E-STU	R8L93AAE
2	Aruba Central 8xxx Switch Foundation 10 year Subscription Cloud only TAC E-STU	R8L94AAE

#### On-Prem TAC Services / 8XXX Switch Foundation Subscriptions

3	Aruba Central On-Premises 8xxx Switch Foundation 1 year Subscription COP only TAC E-STU	R8M20AAE
3	Aruba Central On-Premises 8xxx Switch Foundation 3 year Subscription COP only TAC E-STU	R8M21AAE
3	Aruba Central On-Premises 8xxx Switch Foundation 5 year Subscription COP only TAC E-STU	R8M22AAE
3	Aruba Central On-Premises 8xxx Switch Foundation 7 year Subscription COP only TAC E-STU	R8M23AAE
3	Aruba Central On-Premises 8xxx Switch Foundation 10 year Subscription COP only TAC E-STU	R8M24AAE

#### Configuration Rules

Rule #	Description	SKU
2	<a href="#">Add the Central Cloud Skus to the Aruba Catalog as Standalone: Aruba &gt; Network Management &gt; Central &gt; Cloud Services</a>	
3	<a href="#">Add the Central On-Prem Skus to the Aruba Catalog as Standalone: Aruba &gt; Network Management &gt; Central &gt; On-Prem Services</a>	

## As-a-Service

### Central

#### Cloud Services / 8XXX Switch Foundation Subscriptions

2	Aruba Central 84xx/83xx/64xx/54xx Switch Chassis Foundation 1-year Subscription SaaS	R3K03AAS
2	Aruba Central 84xx/83xx/64xx/54xx Switch Chassis Foundation 3-year Subscription SaaS	R3K04AAS
2	Aruba Central 84xx/83xx/64xx/54xx Switch Chassis Foundation 5-year Subscription SaaS	R3K05AAS
2	Aruba Central 84xx/83xx/64xx/54xx Switch Chassis Foundation 7-year Subscription SaaS	R3K06AAS
2	Aruba Central 84xx/83xx/64xx/54xx Switch Chassis Foundation 10-year Subscription SaaS	R3K07AAS

#### Configuration Rules

Rules #	Description	SKU
2	<a href="#">Add the Central Cloud Skus to the Aruba Catalog as Standalone: Aruba &gt; Network Management &gt; Central &gt; Cloud Services</a>	

## Technical Specifications

	Aruba 8360v2-32Y4C MACsec Front-to-Back 3 Fans, 2 Power Supplies [JL700C]	Aruba 8360v2-32Y4C MACsec Back-to-Front 3 Fans, 2 Power Supplies [JL701C]	Aruba 8360v2-16Y2C Front-to-Back 3 Fans, 2 Power Supplies [JL702C]	Aruba 8360v2-16Y2C Back-to-Front 3 Fans, 2 Power Supplies [JL703C]	Aruba 8360-48Y6C v2 MACsec Front-to-Back 5 Fans, 2 AC Power Supplies [JL704C]	Aruba 8360-48Y6C v2 MACsec Back-to-Front 5 Fans, 2 AC Power Supplies [JL705C]
<b>I/O ports and slots</b>						
	8360-32Y4C up to 12 ports of 50G 28 ports of 1GbE/10GbE/25GbE (SFP+/SFP28) 4 ports of 10GbE/25GbE (SFP+/SFP28) with MACsec 4 ports of 40GbE/100GbE (QSFP+/QSFP28) (optional 1GBASE-T SFP, 10GBASE-T SFP+ transceivers and 4x10G/25G breakout cables supported)		8360-16Y2C up to 8 ports of 50G 16 ports of 1GbE/10GbE/25GbE (SFP+/SFP28) 2 ports of 40GbE/100GbE (QSFP+/QSFP28) (optional 1GBASE-T SFP and 10GBASE-T SFP+ transceivers and 4x10G/25G breakout cables supported)		8360-48Y6C up to 22 ports of 50G 44 ports of 1GbE/10GbE/25GbE (SFP+/SFP28) 4 ports of 10GbE/25GbE (SFP+/SFP28) with MACsec 4 ports of 40GbE/100GbE (QSFP+/QSFP28) 2 ports of 40GbE/100GbE (QSFP+/QSFP28) with MACsec	
<b>Additional ports and slots</b>						
Power Supplies	2 field-replaceable and hot-swappable power supplies <sup>1</sup>					
Fans	3 field-replaceable and hot-swappable fans <sup>2</sup>			5 field-replaceable and hot-swappable fans <sup>2</sup>		
Management	RJ-45 serial and USB-C console; RJ-45 Ethernet port; USB-Type A					
<b>Physical characteristics</b>						
Physical Dimensions (HxWxD)	1.73in x 17.4in x 16.0in 44.0mm x 442.5mm x 406.4			1.73in x 17.4in x 22.0in 44.0mm x 442.5mm x 558.8		
Full configuration weight	18.05 lb 8.19 kg		17.00 lb (estim.) 7.71 kg (estim.)		23.65lb 10.73kgs	
<b>Memory and Processor</b>						
CPU	1.8 GHz 4-core 64-bit					
Memory, Drive and Flash	16GB RAM, 32GB Flash/Storage					
Packet Buffer	32MB					
<b>Performance</b>						
Switching Capacity	2.4Tbps		1.2Tbps		4.8Tbps	
MAC Address Table Size	212,992					
IPv4 Host Table	145,780					
IPv6 Host Table	145,780					
IPv4 Unicast Routes	606,977					
IPv6 Unicast Routes	630,784					
Maximum Number of Access Control List (ACL) Entries Ingress	IPv4 65,536, IPv6 16,384, MAC 65,536					





## Technical Specifications

	Aruba 8360v2-32Y4C MACsec Front-to-Back 3 Fans, 2 Power Supplies [JL700C]	Aruba 8360v2-32Y4C MACsec Back-to-Front 3 Fans, 2 Power Supplies [JL701C]	Aruba 8360v2-16Y2C Front-to-Back 3 Fans, 2 Power Supplies [JL702C]	Aruba 8360v2-16Y2C Back-to-Front 3 Fans, 2 Power Supplies [JL703C]	Aruba 8360-48Y6C v2 MACsec Front-to-Back 5 Fans, 2 AC Power Supplies [JL704C]	Aruba 8360-48Y6C v2 MACsec Back-to-Front 5 Fans, 2 AC Power Supplies [JL705C]
<b>Performance</b>						
Maximum Number of Access Control List (ACL) Entries Egress	IPv4 8,192, IPv6 2,048, MAC 8,192					
Maximum VLANs	4,094					
IGMP Groups	7,000					
MLD Groups	7,000					
IPv4 Multicast Routes	7,000					
IPv6 Multicast Routes	7,000					
<b>Environment</b>						
Operating Temperature <sup>3</sup>	32°F to 113°F (0°C to 45°C) up to 5000 ft	32°F to 104°F (0°C to 40°C) up to 5000 ft	32°F to 113°F (0°C to 45°C) up to 5000 ft	32°F to 104°F (0°C to 40°C) up to 5000 ft	32°F to 113°F (0°C to 45°C) up to 5000 ft	32°F to 104°F (0°C to 40°C) up to 5000 ft
Operating Relative Humidity	15% to 95% relative humidity at 113°F (45°C), non-condensing	15% to 95% relative humidity at 104°F (40°C), non-condensing	15% to 95% relative humidity at 113°F (45°C), non-condensing	15% to 95% relative humidity at 104°F (40°C), non-condensing	15% to 95% relative humidity at 113°F (45°C), non-condensing	15% to 95% relative humidity at 104°F (40°C), non-condensing
Non-Operating Temperature	-40°C to 70°C (-40°F to 158°F) up to 4.6km (15,000 ft.)					
Non-Operating/ Storage Relative Humidity	15% to 95% at 149°F (65°C) non-condensing					
Maximum Operating Altitude	Up to 10,000ft (3.048Km)					
Maximum Non-Operating Altitude	Up to 15,000ft (4.6Km)					
Primary Airflow	Power-to-Port (PwrToPrt) or Port-to-Power (PrtToPwr)				Front-to-Back (Frnt-to-Bck) or Back-to-Front (Bck-to-Front)	
BTU/hr	1,450	1,450	1,109	1,109	1,450	1,450
Acoustics <sup>4</sup>	LWAd = 6.3 Bel LpAm (Bystander) = 45.4 dB	LWAd = 6.4 Bel LpAm (Bystander) = 45.8 dB	LWAd = 6.0 Bel LpAm (Bystander) = 42.8 dB	LWAd = 6.0 Bel LpAm (Bystander) = 42.8 dB	LWAd = 6.3 Bel LpAm (Bystander) = 45.4 dB	LWAd = 6.4 Bel LpAm (Bystander) = 45.8 dB
<b>Electrical Characteristics</b>						
Frequency	47-63 Hz					
AC Voltage	7.1A for 100-127VAC				100-127V/200-240V	
Current	3.4A for 200-240VAC				10A (Low Voltage) / 5A (High Voltage)	
Power Consumption	Max: 425W Idle: 120W		Max: 325W Idle: 110W		230W Idle Power / 725W Max Power	



## Technical Specifications

	Aruba 8360v2-32Y4C MACsec Front-to-Back 3 Fans, 2 Power Supplies [JL700C]	Aruba 8360v2-32Y4C MACsec Back-to-Front 3 Fans, 2 Power Supplies [JL701C]	Aruba 8360v2-16Y2C Front-to-Back 3 Fans, 2 Power Supplies [JL702C]	Aruba 8360v2-16Y2C Back-to-Front 3 Fans, 2 Power Supplies [JL703C]	Aruba 8360-48Y6C v2 MACsec Front-to-Back 5 Fans, 2 AC Power Supplies [JL704C]	Aruba 8360-48Y6C v2 MACsec Back-to-Front 5 Fans, 2 AC Power Supplies [JL705C]
<b>Regulatory</b>						
Compliance	Products comply with CE Markings according to directives 2014/30/EU (EMC) and 2014/35/EU (Safety)					
RoHS	EN 63000:2018					
<b>Safety</b>						
EU	EN 60950-1:2006 + A11:2009 + A1:2010 + A12:2011 + A2:2013 EN62368-1, Ed.2:2014					
North America	UL60950-1, CSA 22.2 No 60950-1					
Worldwide	IEC60950-1:2005 Ed.2 + Am 1:2009 + A2:2013 IEC 62368-1:2014					
<b>EMC</b>						
	EN 55024:2010+A2016/CISPR24:2015 EN55032:2015/CISPR 32, Class A EN55035:2017/CISPR 35 EN61000-3-2:2014, Class A EN61000-3-3:2013 FCC CFR 47 Part 15:2010, Class A ICES-003, Class A VCCI Class A CNS 13438 CNS 13438 Class A					
<b>Laser</b>						
Transceivers	EN60825-1:2014 / IEC 60825-1: 2014 Class 1 Class 1 Laser Products / Laser Klasse 1					
<b>Mounting</b>						
	Mounts in an EIA standard 19-inch rack or other equipment cabinet; horizontal surface mounting only; 2-post and 4-post mounting options available <sup>5</sup> ; air duct available for 4-post deployments and sold separately					



## Technical Specifications

	Aruba 8360v2-48XT4C Front-to-Back 3 Fans, 2 Power Supplies [JL706C]	Aruba 8360v2-48XT4C Back-to-Front 3 Fans, 2 Power Supplies [JL707C]	Aruba 8360v2-12C Front-to-Back 3 Fans, 2 Power Supplies [JL708C]	Aruba 8360v2-12C Back-to-Front 3 Fans, 2 Power Supplies [JL709C]	Aruba 8360v2-24XF2C Front-to-Back 3 Fans, 2 Power Supplies [JL710C]	Aruba 8360v2-24XF2C Back-to-Front 3 Fans, 2 Power Supplies [JL711C]
<b>I/O ports and slots</b>						
	48 ports of 100M/1GbE/10GBASE-T 4 ports of 40GbE/100GbE (QSFP+/QSFP28)		12 ports of 40GbE/100GbE (QSFP+/QSFP28) (optional 4x10G/25G breakout cables supported)		24 ports of 1GbE/10GbE (SFP/SFP+) 2 ports of 40GbE/100GbE (QSFP+/QSFP28) (optional 1GBASE-T SFP and 10GBASE-T SFP+ transceivers and 4x10G/25G breakout cables supported)	
<b>Additional ports and slots</b>						
Power Supplies	2 field-replaceable and hot-swappable power supplies <sup>6</sup>					
Fans	3 field-replaceable and hot-swappable fans <sup>7</sup>					
Management	RJ-45 serial and USB-C console; RJ-45 Ethernet port; USB-Type A					
<b>Physical characteristics</b>						
Physical Dimensions (HxWxD)	1.73in x 17.4in x 16.0in 44.0mm x 442.5mm x 406.4					
Full configuration weight	18.85 lb. 8.55 kg		17.65 lb 8.01 kg		17.8 lb 8.07 kg	
<b>Memory and Processor</b>						
CPU	1.8 GHz 4-core 64-bit					
Memory, Drive and Flash	16GB RAM, 32GB Flash/Storage					
Packet Buffer	32MB					
<b>Performance</b>						
Switching Capacity	1.76Tbps		2.4Tbps		880Gbps	
MAC Address Table Size	212,992					
IPv4 Host Table	145,780					
IPv6 Host Table	145,780					
IPv4 Unicast Routes	606,977					
IPv6 Unicast Routes	630,784					
Maximum Number of Access Control List (ACL) Entries Ingress	IPv4 65,536, IPv6 16,384, MAC 65,536					



## Technical Specifications

	Aruba 8360v2-48XT4C Front-to-Back 3 Fans, 2 Power Supplies [JL706C]	Aruba 8360v2-48XT4C Back-to-Front 3 Fans, 2 Power Supplies [JL707C]	Aruba 8360v2-12C Front-to-Back 3 Fans, 2 Power Supplies [JL708C]	Aruba 8360v2-12C Back-to-Front 3 Fans, 2 Power Supplies [JL709C]	Aruba 8360v2-24XF2C Front-to-Back 3 Fans, 2 Power Supplies [JL710C]	Aruba 8360v2-24XF2C Back-to-Front 3 Fans, 2 Power Supplies [JL711C]
<b>Performance</b>						
Maximum Number of Access Control List (ACL) Entries Egress	IPv4 8,192, IPv6 2,048, MAC 8,192					
Maximum VLANs	4,094					
IGMP Groups	7,000					
MLD Groups	7,000					
IPv4 Multicast Routes	7,000					
IPv6 Multicast Routes	7,000					
<b>Environment</b>						
Operating Temperature <sup>8</sup>	32°F to 113°F (0°C to 45°C) up to 5000 ft	32°F to 104°F (0°C to 40°C) up to 5000 ft	32°F to 113°F (0°C to 45°C) up to 5000 ft	32°F to 104°F (0°C to 40°C) up to 5000 ft	32°F to 113°F (0°C to 45°C) up to 5000 ft	32°F to 104°F (0°C to 40°C) up to 5000 ft
Operating Relative Humidity	15% to 95% relative humidity at 113°F (45°C), non-condensing	15% to 95% relative humidity at 104°F (40°C), non-condensing	15% to 95% relative humidity at 113°F (45°C), non-condensing	15% to 95% relative humidity at 104°F (40°C), non-condensing	15% to 95% relative humidity at 113°F (45°C), non-condensing	15% to 95% relative humidity at 104°F (40°C), non-condensing
Non-Operating Temperature	-40°C to 70°C (-40°F to 158°F) up to 4.6km (15,000 ft.)					
Non-Operating/Storage Relative Humidity	15% to 95% at 149°F (65°C) non-condensing					
Maximum Operating Altitude	Up to 10,000ft (3.048Km)					
Maximum Non-Operating Altitude	Up to 15,000ft (4.6Km)					
Primary Airflow	Port-to-Power (PrtToPwr)	Power-to-Port (PwrToPrt)	Port-to-Power (PrtToPwr)	Power-to-Port (PwrToPrt)	Port-to-Power (PrtToPwr)	Power-to-Port (PwrToPrt)
BTU/hr	1,706	1,706	1,280	1,280	1,280	1,280
Acoustics <sup>9</sup>	LWAd = 6.7 Bel LpAm (Bystander) = 48.7 dB	LWAd = 6.5 Bel LpAm (Bystander) = 47.6 dB	LWAd = 6.3 Bel LpAm (Bystander) = 46.7 dB	LWAd = 6.2 Bel LpAm (Bystander) = 45.3 dB	LWAd = 6.0 Bel LpAm (Bystander) = 42.6 dB	LWAd = 6.2 Bel LpAm (Bystander) = 44.4 dB
<b>Electrical Characteristics</b>						
Frequency	47-63 Hz					
AC Voltage	7.1A for 100-127VAC					
Current	3.4A for 200-240VAC					
Power Consumption	Max: 500W Idle: 120W		Max: 375W Idle: 120W		Max: 375W Idle: 120W	



## Technical Specifications

	Aruba 8360v2-48XT4C Front-to-Back 3 Fans, 2 Power Supplies [JL706C]	Aruba 8360v2-48XT4C Back-to-Front 3 Fans, 2 Power Supplies [JL707C]	Aruba 8360v2-12C Front-to-Back 3 Fans, 2 Power Supplies [JL708C]	Aruba 8360v2-12C Back-to-Front 3 Fans, 2 Power Supplies [JL709C]	Aruba 8360v2-24XF2C Front-to-Back 3 Fans, 2 Power Supplies [JL710C]	Aruba 8360v2-24XF2C Back-to-Front 3 Fans, 2 Power Supplies [JL711C]
<b>Regulatory</b>						
Compliance	Products comply with CE Markings according to directives 2014/30/EU (EMC) and 2014/35/EU (Safety)					
RoHS	EN 50581:2012					
<b>Safety</b>						
EU	EN 60950-1:2006 + A11:2009 + A1:2010 + A12:2011 + A2:2013 EN62368-1, Ed.2:2014					
North America	UL/CUL 69050-1: 2nd Edition UL/CUL 63268-1:2014 UL60950-1, CSA 22.2 No 60950-1					
Worldwide	IEC60950-1:2005 Ed.2 + Am 1:2009 + A2:2013 IEC 62368-1:2014					
<b>EMC</b>						
	EN 55024:2010+A2016/CISPR24:2015 EN55032:2015/CISPR 32, Class A EN55035:2017/CISPR 35 EN61000-3-2:2014, Class A EN61000-3-3:2013 FCC CFR 47 Part 15:2010, Class A ICES-003, Class A VCCI Class A CNS 13438 CNS 13438 Class A					
<b>Laser</b>						
Transceivers	EN60825-1:2014 / IEC 60825-1: 2014 Class 1 Class 1 Laser Products / Laser Klasse 1					
<b>Mounting</b>						
	Mounts in an EIA standard 19-inch rack or other equipment cabinet; horizontal surface mounting only; 2-post and 4-post mounting options available <sup>10</sup> ; air duct available for 4-post deployments and sold separately					



## Technical Specifications

### Standards and Protocols

The following standards and protocols are supported.

- CPU DoS Protection
- IEEE 802.1AB-2009
- IEEE 802.1AE MACSEC
- IEEE 802.1AEbn-2011 GCM-AES-256 Cipher Suite
- IEEE 802.1AEbw-2013 Extended Packet Numbering
- IEEE 802.1ak-2007
- IEEE 802.1AX-2008 Link Aggregation
- IEEE 802.1p Priority
- IEEE 802.1p Traffic Class Expediting and Dynamic Multicast Filtering
- IEEE 802.1Q VLANs
- IEEE 802.1s Multiple Spanning Trees
- IEEE 802.1t-2001
- IEEE 802.1v VLAN classification by Protocol and Port
- IEEE 802.1w Rapid Reconfiguration of Spanning Tree
- IEEE 802.3ad Link Aggregation Control Protocol (LACP)
- IEEE 802.3ae 10-Gigabit Ethernet
- IEEE 802.3an 10-GBASE-T-2006
- IEEE 802.3by 25 Gigabit Ethernet-2016
- IEEE 802.3cc 25 Gigabit Ethernet-2017
- IEEE 802.3ba 40-Gigabit Ethernet - 2010
- IEEE 802.3cd 50-Gigabit Ethernet - 2018<sup>1</sup>  
**Notes:** <sup>1</sup>50GbE transceiver capability enabled in future software release
- IEEE 802.3ba 802.3bj-100 Gigabit Ethernet - 2010/2014
- IEEE 802.3x Flow Control
- IEEE 802.3z 1000BASE-X
- IEEE 802.3z Gigabit Ethernet
- RFC 1215 Convention for defining traps for use with the SNMP
- RFC 1256 ICMP Router Discovery Messages
- RFC 1350 TFTP Protocol (revision 2)
- RFC 1393 Traceroute Using an IP Option
- RFC 1403 BGP OSPF Interaction
- RFC 1519 CIDR
- RFC 1583 OSPF Version 2
- RFC 1591 Domain Name System Structure and Delegation
- RFC 1657 Definitions of Managed Objects for BGP-4 using SMIv2
- RFC 1757 Remote Network Monitoring Management Information Base
- RFC 1772 Application of the Border Gateway Protocol in the Internet
- RFC 1812 Requirements for IP Version 4 Router
- RFC 1918 Address Allocation for Private Internet
- RFC 1981 Path MTU Discovery for IP version 6
- RFC 1997 BGP Communities Attribute
- RFC 1998 An Application of the BGP Community Attribute
- RFC 2131 DHCP
- RFC 2131 DHCP Options and BOOTP Vendor Extensions
- RFC 2236 IGMP
- RFC 2328 OSPF Version 2
- RFC 2375 IPv6 Multicast Address Assignments
- RFC 2385 Protection of BGP Sessions via the TCP MD5 Signature Option

## Technical Specifications

- RFC 2401 Security Architecture for the Internet Protocol
- RFC 2402 IP Authentication Header
- RFC 2406 IP Encapsulating Security Payload (ESP)
- RFC 2439 BGP Route Flap Damping
- RFC 2460 Internet Protocol, Version 6 (IPv6) Specification
- RFC 2464 Transmission of IPv6 over Ethernet Networks
- RFC 2545 Use of BGP-4 Multiprotocol Extensions for IPv6 Inter-Domain Routing
- RFC 2576 Coexistence between SNMP V1, V2, V3)
- RFC 2710 Multicast Listener Discovery (MLD) for IPv6
- RFC 2711 IPv6 Router Alert Option
- RFC 2787 Definitions of Managed Objects for the Virtual Router Redundancy Protocol
- RFC 2918 Route Refresh Capability for BGP-4
- RFC 2934 Protocol Independent Multicast MIB for IPv4
- RFC 3019 MLDv1 MIB
- RFC 3056 Connection of IPv6 Domains via IPv4 Clouds
- RFC 3065 Autonomous System Confederation for BGP
- RFC 3101 OSPF Not-so-stubby-area option
- RFC 3137 OSPF Stub Router Advertisement
- RFC 3176 InMon Corporation's sFlow: A Method for Monitoring Traffic in Switched and Routed Networks
- RFC 3376 IGMPv3
- RFC 3416 (SNMP Protocol Operations v2)
- RFC 3417 (SNMP Transport Mappings)
- RFC 3418 Management Information Base (MIB) for the Simple Network Management Protocol (SNMP)
- RFC 3484 Default Address Selection for IPv6
- RFC 3509 Alternative Implementations of OSPF Area Border Routers
- RFC 3623 Graceful OSPF Restart
- RFC 3768 VRRP
- RFC 3810 Multicast Listener Discovery Version 2 (MLDv2) for IPv6
- RFC 3973 PIM Dense Mode
- RFC 4022 MIB for TCP
- RFC 4113 MIB for UDP
- RFC 4213 Basic Transition Mechanisms for IPv6 Hosts and Routers
- RFC 4251 The Secure Shell (SSH) Protocol
- RFC 4252 SSHv6 Authentication
- RFC 4253 SSHv6 Transport Layer
- RFC 4254 SSHv6 Connection
- RFC 4271 A Border Gateway Protocol 4 (BGP-4)
- RFC 4273 Definitions of Managed Objects for BGP-4
- RFC 4291 IP Version 6 Addressing Architecture
- RFC 4292 IP Forwarding Table MIB
- RFC 4293 Management Information Base for the Internet Protocol (IP)
- RFC 4360 BGP Extended Communities Attribute
- RFC 4419 Key Exchange for SSH
- RFC 4443 ICMPv6
- RFC 4456 BGP Route Reflection: An Alternative to Full Mesh Internal BGP (IBGP)
- RFC 4486 Subcodes for BGP Cease Notification Message
- RFC 4541 IGMP & MLD Snooping Switch
- RFC 4552 Authentication/Confidentiality for OSPFv3
- RFC 4601 PIM Sparse Mode
- RFC 4724 Graceful Restart Mechanism for BGP

## Technical Specifications

- RFC 4750 OSPFv2 MIB [partial support no Set MIB]
  - RFC 4760 Multiprotocol Extensions for BGP-4
  - RFC 4861 IPv6 Neighbor Discovery
  - RFC 4862 IPv6 Stateless Address Auto-configuration
  - RFC 4940 IANA Considerations for OSPF
  - RFC 5065 Autonomous System Confederation for BGP
  - RFC 5095 Deprecation of Type 0 Routing Headers in IPv6
  - RFC 5187 OSPFv3 Graceful Restart
  - RFC 5340 OSPFv3 for IPv6
  - RFC 53492 Capabilities Advertisement with BGP-4
  - RFC 5424 Syslog Protocol
  - RFC 5519 Multicast Group Membership Discovery MIB (MLDv2 only)
  - RFC 5701 IPv6 Address Specific BGP Extended Community Attribute
  - RFC 5722 Handling of Overlapping IPv6 Fragments
  - RFC 5798 VRRP (exclude Accept Mode and sub-sec timer)
  - RFC 5880 Bidirectional Forwarding Detection
  - RFC 6987 OSPF Stub Router Advertisement
  - RFC 7047 The Open vSwitch Database Management Protocol
  - RFC 7059 A Comparison of IPv6-overIPv4 Tunnel Mechanisms
  - RFC 7313 Enhanced Route Refresh Capability for BGP-4
  - RFC 768 User Datagram Protocol
  - RFC 783 TFTP Protocol (revision 2)
  - RFC 791 IP
  - RFC 792 ICMP
  - RFC 793 TCP
  - RFC 813 Window and Acknowledgement Strategy in TCP
  - RFC 815 IP datagram reassembly algorithms
  - RFC 8201 Path MTU Discovery for IP version 6
  - RFC 826 ARP
  - RFC 879 TCP maximum segment size and related topics
  - RFC 896 Congestion control in IP/TCP internetworks
  - RFC 917 Internet subnets
  - RFC 919 Broadcasting Internet Datagrams
  - RFC 922 Broadcasting Internet Datagrams in the Presence of Subnets (IP\_BROAD)
  - RFC 925 Multi-LAN address resolution
- 





## Aruba Data Center Networking Solution for HPE

### New Aruba Data Center Networking Solution SKUs for HPE

Hewlett Packard Enterprise and Aruba offer customers highly differentiated pre-engineered IT infrastructure solutions that span a wide variety HPE compute, storage, networking that span virtualization, vSAN, HCI, HPC, MCS, Microsoft, SAP HANA, VMware, Nutanix application and IaaS service offerings. Aruba 10/25 and 40/100G CX switches can be deployed as part of these solutions and is often designed into these integrated solutions along with HPE ProLiant DL/DX servers, SimpliVity, Nimble, Synergy, Cray Shasta, Cray ClusterStor, Superdome Flex and HPE GreenLake. These ready-to-deploy, integrated IT data center solutions help simplify and speed IT service delivery while reducing the time, risk, and expertise needed to deploy complex solutions.

To ensure that these Hewlett Packard Enterprise and Aruba integrated solutions receive simplified ordering and the highest-level of customer service and support, Aruba has created a special tracking Aruba Data Center networking SKUs for HPE deployments that identifies these integrated solutions to ensure they receive rapid support triage and streamlines escalation through HPE Pointnext. Please use these new tracking SKUs when Aruba CX switches are included in HPE integrated and mixed compute, storage and networking configuration and deployments.

**Notes:** Current Aruba “J#” SKUs should still be used for all data center network centric (Aruba “only”, Non HPE environments). Please contact your sales representative for additional information and ordering guidance.

### Aruba 8360 DC Switch Series

#### BTO Models

Rule #	Description	SKU
1, 2, 3, 4, 5, 6, 7, 8, 9	Aruba 8360-32Y4C v2 Port to Power Airflow 3 Fans 2 Power Supply Units HPE Attached Bundle <ul style="list-style-type: none"> <li>Includes 2 Port-to-Power Power Units (R9G19A)</li> <li>Includes 3 Port-to-Power Fan Trays (R9G20A)</li> <li>2-post Rack Kit included</li> <li>Min=0 \ Max= 28 SFP/SFP+/SFP28 1/10/25G Transceivers, ports 5-32</li> <li>OR Min=0 \ Max= 14 SFP56 50G Transceivers, ports 5-32, for every 1 or 2 SFP56 ports enabled, disable qty 2 ports</li> <li>Min=0 \ Max= 4 SFP+/SFP28 10/25G Transceivers with MACsec, port 1-4</li> <li>Min=0 \ Max = 4 QSFP+/QSFP28 40/100G Transceivers</li> <li>QSA28 Adapter Min=0 \ Max=2, ports 34/35 (rule7)</li> <li>1U - Height</li> </ul>	R9G08A
	Aruba 8360-32Y4C v2 Port to Power Airflow 3 Fans 2 Power Supply Units HPE Attached Bundle <ul style="list-style-type: none"> <li>C13 PDU Jumper Cord (NA/MEX/TW/JP) (J9943A C15 equivalent)</li> </ul>	R9G08A
	Aruba 8360-32Y4C v2 Port to Power Airflow 3 Fans 2 Power Supply Units HPE Attached Bundle <ul style="list-style-type: none"> <li>C13 PDU Jumper Cord (ROW) (J9944A C15 equivalent)</li> </ul>	R9G08A
	Aruba 8360-32Y4C v2 Port to Power Airflow 3 Fans 2 Power Supply Units HPE Attached Bundle <ul style="list-style-type: none"> <li>HPE 2.3m C13 to NEMA 6-15P Pwr Cord(J9936A)</li> </ul>	R9G08A
	Aruba 8360-32Y4C v2 Port to Power Airflow 3 Fans 2 Power Supply Units HPE Attached Bundle <ul style="list-style-type: none"> <li>No Localized Power Cord Selected. Use J9955A to obtain a Locking Plug Power Cord (L6-20P)</li> </ul>	R9G08A
1, 2, 3, 4, 5, 6, 7, 8, 9	Aruba 8360-32Y4C v2 Power to Port Airflow 3 Fans 2 Power Supply Units HPE Attached Bundle <ul style="list-style-type: none"> <li>Includes 2 Power-to-Port Power Units (R9G18A)</li> <li>Includes 3 Power-to-Port Fan Trays (R9G21A)</li> <li>2-post Rack Kit included</li> <li>Min=0 \ Max= 28 SFP/SFP+/SFP28 1/10/25G Transceivers, ports 5-32</li> <li>OR Min=0 \ Max= 14 SFP56 50G Transceivers, ports 5-32, for every 1 or 2 SFP56 ports enabled, disable qty 2 ports</li> <li>Min=0 \ Max= 4 SFP+/SFP28 10/25G Transceivers with MACsec, ports 1-4</li> <li>Min=0 \ Max = 4 QSFP+/QSFP28 40/100G Transceivers</li> <li>QSA28 Adapter Min=0 \ Max=2, ports 34/35 (rule7)</li> </ul>	R9G09A

## Aruba Data Center Networking Solution for HPE

	<ul style="list-style-type: none"> <li>1U - Height</li> </ul>	
	Aruba 8360-32Y4C v2 Power to Port Airflow 3 Fans 2 Power Supply Units HPE Attached Bundle	R9G09A
	<ul style="list-style-type: none"> <li>C13 PDU Jumper Cord (NA/MEX/TW/JP) (J9943A C15 equivalent)</li> </ul>	
	Aruba 8360-32Y4C v2 Power to Port Airflow 3 Fans 2 Power Supply Units HPE Attached Bundle	R9G09A
	<ul style="list-style-type: none"> <li>C13 PDU Jumper Cord (ROW) (J9944A C15 equivalent)</li> </ul>	
	Aruba 8360-32Y4C v2 Power to Port Airflow 3 Fans 2 Power Supply Units HPE Attached Bundle	R9G09A
	<ul style="list-style-type: none"> <li>HPE 2.3m C13 to NEMA 6-15P Pwr Cord(J9936A)</li> </ul>	
	Aruba 8360-32Y4C v2 Power to Port Airflow 3 Fans 2 Power Supply Units HPE Attached Bundle	R9G09A
	<ul style="list-style-type: none"> <li>No Localized Power Cord Selected. Use J9955A to obtain a Locking Plug Power Cord (L6-20P)</li> </ul>	
1, 2, 3, 4, 5, 6, 7, 8, 9	Aruba 8360-16Y2C v2 Port to Power Airflow 3 Fans 2 Power Supply Units HPE Attached Bundle	R9G10A
	<ul style="list-style-type: none"> <li>Includes 2 Port-to-Power Power Units (R9G19A)</li> <li>Includes 3 Port-to-Power Fan Trays (R9G20A)</li> <li>2-post Rack Kit included</li> <li>Min=0 \ Max= 16 SFP/SFP+/SFP28 1/10/25G Transceivers</li> <li>OR Min=0 \ Max= 8 SFP56 50G Transceivers, ports 1-16, for every 1 or 2 SFP56 ports enabled, disable qty 2 ports</li> <li>Min=0 \ Max = 2 QSFP+/QSFP28 40/100G Transceivers</li> <li>QSA28 Adapter Min=0 \ Max=1, ports 17 (rule7)</li> <li>1U - Height</li> </ul>	
	Aruba 8360-16Y2C v2 Port to Power Airflow 3 Fans 2 Power Supply Units HPE Attached Bundle	R9G10A
	<ul style="list-style-type: none"> <li>C13 PDU Jumper Cord (NA/MEX/TW/JP) (J9943A C15 equivalent)</li> </ul>	
	Aruba 8360-16Y2C v2 Port to Power Airflow 3 Fans 2 Power Supply Units HPE Attached Bundle	R9G10A
	<ul style="list-style-type: none"> <li>C13 PDU Jumper Cord (ROW) (J9944A C15 equivalent)</li> </ul>	
	Aruba 8360-16Y2C v2 Port to Power Airflow 3 Fans 2 Power Supply Units HPE Attached Bundle	R9G10A
	<ul style="list-style-type: none"> <li>HPE 2.3m C13 to NEMA 6-15P Pwr Cord(J9936A)</li> </ul>	
	Aruba 8360-16Y2C v2 Port to Power Airflow 3 Fans 2 Power Supply Units HPE Attached Bundle	R9G10A
	<ul style="list-style-type: none"> <li>No Localized Power Cord Selected. Use J9955A to obtain a Locking Plug Power Cord (L6-20P)</li> </ul>	
1, 2, 3, 4, 5, 6, 7, 8, 9	Aruba 8360-16Y2C v2 Power to Port Airflow 3 Fans 2 Power Supply Units HPE Attached Bundle	R9G11A
	<ul style="list-style-type: none"> <li>Includes 2 Power-to-Port Power Units (R9G18A)</li> <li>Includes 3 Power-to-Port Fan Trays (R9G21A)</li> <li>2-post Rack Kit included</li> <li>Min=0 \ Max= 16 SFP/SFP+/SFP28 1/10/25G Transceivers</li> <li>OR Min=0 \ Max= 8 SFP56 50G Transceivers, ports 1-16, for every 1 or 2 SFP56 ports enabled, disable qty 2 ports</li> <li>Min=0 \ Max = 2 QSFP+/QSFP28 40/100G Transceivers</li> <li>QSA28 Adapter Min=0 \ Max=1, ports 17 (rule7)</li> <li>1U - Height</li> </ul>	
	Aruba 8360-16Y2C v2 Power to Port Airflow 3 Fans 2 Power Supply Units HPE Attached Bundle	R9G11A
	<ul style="list-style-type: none"> <li>C13 PDU Jumper Cord (NA/MEX/TW/JP) (J9943A C15 equivalent)</li> </ul>	
	Aruba 8360-16Y2C v2 Power to Port Airflow 3 Fans 2 Power Supply Units HPE Attached Bundle	R9G11A
	<ul style="list-style-type: none"> <li>C13 PDU Jumper Cord (ROW) (J9944A C15 equivalent)</li> </ul>	
	Aruba 8360-16Y2C v2 Power to Port Airflow 3 Fans 2 Power Supply Units HPE Attached Bundle	R9G11A
	<ul style="list-style-type: none"> <li>HPE 2.3m C13 to NEMA 6-15P Pwr Cord(J9936A)</li> </ul>	
	Aruba 8360-16Y2C v2 Power to Port Airflow 3 Fans 2 Power Supply Units HPE Attached Bundle	R9G11A
	<ul style="list-style-type: none"> <li>No Localized Power Cord Selected. Use J9955A to obtain a Locking Plug Power Cord (L6-20P)</li> </ul>	
1, 2, 3, 4, 5, 6, 7, 8, 9	Aruba 8360-48Y6C v2 Port to Power Airflow 5 Fans 2 Power Supply Units HPE Attached Bundle	R9G22A



## Aruba Data Center Networking Solution for HPE

	<ul style="list-style-type: none"> <li>• Includes 2 Port-to-Power Power Units (R9G19A)</li> <li>• Includes 5 Port-to-Power Fan Trays (R9G20A)</li> <li>• 2 Post Rack Kit included</li> <li>• Min=0 \ Max= 44 SFP/SFP+/SFP28 1/10/25G Transceivers, ports 5-48</li> <li>• Min=0 \ Max= 4 SFP+/SFP28 10/25G Transceivers, ports 1-4</li> <li>• OR Min=0 \ Max= 22 SFP56 50G Transceivers, ports 5-48, for every 1 or 2 SFP56 ports enabled, disable qty 2 ports</li> <li>• Min=0 \ Max = 6 QSFP+/QSFP28 40/100G Transceivers</li> <li>• QSA28 Adapter Min=0 \ Max=4, ports 49,50,52,53 (rule8)</li> <li>• 1U - Height</li> </ul>	
	Aruba 8360-48Y6C v2 Port to Power Airflow 5 Fans 2 Power Supply Units HPE Attached Bundle	R9G22A
	<ul style="list-style-type: none"> <li>• C13 PDU Jumper Cord (NA/MEX/TW/JP) (J9943A C15 equivalent)</li> </ul>	
	Aruba 8360-48Y6C v2 Port to Power Airflow 5 Fans 2 Power Supply Units HPE Attached Bundle	R9G22A
	<ul style="list-style-type: none"> <li>• C13 PDU Jumper Cord (ROW) (J9944A C15 equivalent)</li> </ul>	
	Aruba 8360-48Y6C v2 Port to Power Airflow 5 Fans 2 Power Supply Units HPE Attached Bundle	R9G22A
	<ul style="list-style-type: none"> <li>• HPE 2.3m C13 to NEMA 6-15P Pwr Cord(J9936A)</li> </ul>	
	Aruba 8360-48Y6C v2 Port to Power Airflow 5 Fans 2 Power Supply Units HPE Attached Bundle	R9G22A
	<ul style="list-style-type: none"> <li>• No Localized Power Cord Selected. Use J9955A to obtain a Locking Plug Power Cord (L6-20P)</li> </ul>	
1, 2, 3, 4, 5, 6, 7, 8, 9	Aruba 8360-48Y6C v2 Power to Port Airflow 5 Fans 2 Power Supply Units HPE Attached Bundle	R9G23A
	<ul style="list-style-type: none"> <li>• Includes 2 Power-to-Port Power Units (R9G18A)</li> <li>• Includes 5 Power-to-Port Fan Trays (R9G21A)</li> <li>• 2 Post Rack Kit included</li> <li>• Min=0 \ Max= 44 SFP/SFP+/SFP28 1/10/25G Transceivers, ports 5-48</li> <li>• Min=0 \ Max= 4 SFP+/SFP28 10/25G Transceivers, ports 1-4</li> <li>• OR Min=0 \ Max= 22 SFP56 50G Transceivers, ports 5-48, for every 1 or 2 SFP56 ports enabled, disable qty 2 ports+F173</li> <li>• Min=0 \ Max = 6 QSFP+/QSFP28 40/100G Transceivers</li> <li>• QSA28 Adapter Min=0 \ Max=4, ports 49,50,52,53 (rule8)</li> <li>• 1U - Height</li> </ul>	
	Aruba 8360-48Y6C v2 Power to Port Airflow 5 Fans 2 Power Supply Units HPE Attached Bundle	R9G23A
	<ul style="list-style-type: none"> <li>• C13 PDU Jumper Cord (NA/MEX/TW/JP) (J9943A C15 equivalent)</li> </ul>	
	Aruba 8360-48Y6C v2 Power to Port Airflow 5 Fans 2 Power Supply Units HPE Attached Bundle	R9G23A
	<ul style="list-style-type: none"> <li>• C13 PDU Jumper Cord (ROW) (J9944A C15 equivalent)</li> </ul>	
	Aruba 8360-48Y6C v2 Power to Port Airflow 5 Fans 2 Power Supply Units HPE Attached Bundle	R9G23A
	<ul style="list-style-type: none"> <li>• HPE 2.3m C13 to NEMA 6-15P Pwr Cord(J9936A)</li> </ul>	
	Aruba 8360-48Y6C v2 Power to Port Airflow 5 Fans 2 Power Supply Units HPE Attached Bundle	R9G23A
	<ul style="list-style-type: none"> <li>• No Localized Power Cord Selected. Use J9955A to obtain a Locking Plug Power Cord (L6-20P)</li> </ul>	
4, 5, 6, 7	Aruba 8360-48XT4C v2 Port to Power Airflow 3 Fans 2 Power Supply Units HPE Attached Bundle	R9G12A
	<ul style="list-style-type: none"> <li>• Includes 2 Port-to-Power Power Units (R9G19A)</li> <li>• Includes 3 Port-to-Power Fan Trays (R9G20A)</li> <li>• 2-post Rack Kit included</li> <li>• Min=0 \ Max = 4 QSFP+/QSFP28 40/100G Transceivers</li> <li>• QSA28 Adapter Min=0 \ Max=2, ports 50/51 (rule7)</li> <li>• 1U - Height</li> </ul>	
	Aruba 8360-48XT4C v2 Port to Power Airflow 3 Fans 2 Power Supply Units HPE Attached Bundle	R9G12A
	<ul style="list-style-type: none"> <li>• C13 PDU Jumper Cord (NA/MEX/TW/JP) (J9943A C15 equivalent)</li> </ul>	
	Aruba 8360-48XT4C v2 Port to Power Airflow 3 Fans 2 Power Supply Units HPE Attached Bundle	R9G12A
	<ul style="list-style-type: none"> <li>• C13 PDU Jumper Cord (ROW) (J9944A C15 equivalent)</li> </ul>	
	Aruba 8360-48XT4C v2 Port to Power Airflow 3 Fans 2 Power Supply Units HPE Attached Bundle	R9G12A

## Aruba Data Center Networking Solution for HPE

	<ul style="list-style-type: none"> <li>• HPE 2.3m C13 to NEMA 6-15P Pwr Cord(J9936A)</li> </ul>	
	Aruba 8360-48XT4C v2 Port to Power Airflow 3 Fans 2 Power Supply Units HPE Attached Bundle	R9G12A
	<ul style="list-style-type: none"> <li>• No Localized Power Cord Selected. Use J9955A to obtain a Locking Plug Power Cord (L6-20P)</li> </ul>	
4, 5, 6, 7	Aruba 8360-48XT4C v2 Power to Port Airflow 3 Fans 2 Power Supply Units HPE Attached Bundle	R9G13A
	<ul style="list-style-type: none"> <li>• Includes 2 Power-to-Port Power Units (R9G18A)</li> <li>• Includes 3 Power-to-Port Fan Trays (R9G21A)</li> <li>• Rack Kit not included</li> <li>• Min=0 \ Max = 4 QSFP+/QSFP28 40/100G Transceivers</li> <li>• QSA28 Adapter Min=0 \ Max=2, ports 50/51 (rule7)</li> <li>• 1U - Height</li> </ul>	
	Aruba 8360-48XT4C v2 Power to Port Airflow 3 Fans 2 Power Supply Units HPE Attached Bundle	R9G13A
	<ul style="list-style-type: none"> <li>• C13 PDU Jumper Cord (NA/MEX/TW/JP) (J9943A C15 equivalent)</li> </ul>	
	Aruba 8360-48XT4C v2 Power to Port Airflow 3 Fans 2 Power Supply Units HPE Attached Bundle	R9G13A
	<ul style="list-style-type: none"> <li>• C13 PDU Jumper Cord (ROW) (J9944A C15 equivalent)</li> </ul>	
	Aruba 8360-48XT4C v2 Power to Port Airflow 3 Fans 2 Power Supply Units HPE Attached Bundle	R9G13A
	<ul style="list-style-type: none"> <li>• HPE 2.3m C13 to NEMA 6-15P Pwr Cord(J9936A)</li> </ul>	
	Aruba 8360-48XT4C v2 Power to Port Airflow 3 Fans 2 Power Supply Units HPE Attached Bundle	R9G13A
	<ul style="list-style-type: none"> <li>• No Localized Power Cord Selected. Use J9955A to obtain a Locking Plug Power Cord (L6-20P)</li> </ul>	
4, 5, 6, 7, 8	Aruba 8360-12C v2 Port to Power Airflow 3 Fans 2 Power Supply Units HPE Attached Bundle	R9G14A
	<ul style="list-style-type: none"> <li>• Includes 2 Port-to-Power Power Units (R9G19A)</li> <li>• Includes 3 Port-to-Power Fan Trays (R9G20A)</li> <li>• 2-post Rack Kit included</li> <li>• Min=0 \ Max = 12 QSFP+/QSFP28 40/100G Transceivers</li> <li>• QSA28 Adapter Min=0 \ Max=6, ports 7-12 (rule7)</li> <li>• 1U - Height</li> </ul>	
	Aruba 8360-12C v2 Port to Power Airflow 3 Fans 2 Power Supply Units HPE Attached Bundle	R9G14A
	<ul style="list-style-type: none"> <li>• C13 PDU Jumper Cord (NA/MEX/TW/JP) (J9943A C15 equivalent)</li> </ul>	
	Aruba 8360-12C v2 Port to Power Airflow 3 Fans 2 Power Supply Units HPE Attached Bundle	R9G14A
	<ul style="list-style-type: none"> <li>• C13 PDU Jumper Cord (ROW) (J9944A C15 equivalent)</li> </ul>	
	Aruba 8360-12C v2 Port to Power Airflow 3 Fans 2 Power Supply Units HPE Attached Bundle	R9G14A
	<ul style="list-style-type: none"> <li>• HPE 2.3m C13 to NEMA 6-15P Pwr Cord(J9936A)</li> </ul>	
	Aruba 8360-12C v2 Port to Power Airflow 3 Fans 2 Power Supply Units HPE Attached Bundle	R9G14A
	<ul style="list-style-type: none"> <li>• No Localized Power Cord Selected. Use J9955A to obtain a Locking Plug Power Cord (L6-20P)</li> </ul>	
4, 5, 6, 7, 8	Aruba 8360-12C v2 Power to Port Airflow 3 Fans 2 Power Supply Units HPE Attached Bundle	R9G15A
	<ul style="list-style-type: none"> <li>• Includes 2 Power-to-Port Power Units (R9G18A)</li> <li>• Includes 3 Power-to-Port Fan Trays (R9G21A)</li> <li>• 2-post Rack Kit included</li> <li>• Min=0 \ Max = 12 QSFP+/QSFP28 40/100G Transceivers</li> <li>• QSA28 Adapter Min=0 \ Max=6, ports 7-12 (rule7)</li> <li>• 1U - Height</li> </ul>	
	Aruba 8360-12C v2 Power to Port Airflow 3 Fans 2 Power Supply Units HPE Attached Bundle	R9G15A
	<ul style="list-style-type: none"> <li>• C13 PDU Jumper Cord (NA/MEX/TW/JP) (J9943A C15 equivalent)</li> </ul>	
	Aruba 8360-12C v2 Power to Port Airflow 3 Fans 2 Power Supply Units HPE Attached Bundle	R9G15A
	<ul style="list-style-type: none"> <li>• C13 PDU Jumper Cord (ROW) (J9944A C15 equivalent)</li> </ul>	
	Aruba 8360-12C v2 Power to Port Airflow 3 Fans 2 Power Supply Units HPE Attached Bundle	R9G15A
	<ul style="list-style-type: none"> <li>• HPE 2.3m C13 to NEMA 6-15P Pwr Cord(J9936A)</li> </ul>	
	Aruba 8360-12C v2 Power to Port Airflow 3 Fans 2 Power Supply Units HPE Attached Bundle	R9G15A
	<ul style="list-style-type: none"> <li>• No Localized Power Cord Selected. Use J9955A to obtain a Locking Plug Power Cord (L6-20P)</li> </ul>	

## Aruba Data Center Networking Solution for HPE

1, 2, 4, 5, 6, 7, 8	Aruba 8360-24XF2C v2 Port to Power Airflow 3 Fans 2 Power Supply Units HPE Attached Bundle	R9G16A
	<ul style="list-style-type: none"> <li>• Includes 2 Port-to-Power Power Units (R9G19A)</li> <li>• Includes 3 Port-to-Power Fan Trays (R9G20A)</li> <li>• 2-post Rack Kit included</li> <li>• Min=0 \ Max= 24 SFP/SFP+ 1/10G Transceivers</li> <li>• Min=0 \ Max = 2 QSFP+/QSFP28 40/100G Transceivers</li> <li>• QSA28 Adapter Min=0 \ Max=1, ports 25 (rule7)</li> <li>• 1U - Height</li> </ul>	
	Aruba 8360-24XF2C v2 Port to Power Airflow 3 Fans 2 Power Supply Units HPE Attached Bundle	R9G16A
	<ul style="list-style-type: none"> <li>• C13 PDU Jumper Cord (NA/MEX/TW/JP) (J9943A C15 equivalent)</li> </ul>	
	Aruba 8360-24XF2C v2 Port to Power Airflow 3 Fans 2 Power Supply Units HPE Attached Bundle	R9G16A
	<ul style="list-style-type: none"> <li>• C13 PDU Jumper Cord (ROW) (J9944A C15 equivalent)</li> </ul>	
	Aruba 8360-24XF2C v2 Port to Power Airflow 3 Fans 2 Power Supply Units HPE Attached Bundle	R9G16A
	<ul style="list-style-type: none"> <li>• HPE 2.3m C13 to NEMA 6-15P Pwr Cord(J9936A)</li> </ul>	
	Aruba 8360-24XF2C v2 Port to Power Airflow 3 Fans 2 Power Supply Units HPE Attached Bundle	R9G16A
	<ul style="list-style-type: none"> <li>• No Localized Power Cord Selected. Use J9955A to obtain a Locking Plug Power Cord (L6-20P)</li> </ul>	
1, 2, 4, 5, 6, 7, 8	Aruba 8360-24XF2C v2 Power to Port Airflow 3 Fans 2 Power Supply Units HPE Attached Bundle	R9G17A
	<ul style="list-style-type: none"> <li>• Includes 2 Power-to-Port Power Units (R9G18A)</li> <li>• Includes 3 Power-to-Port Fan Trays (R9G21A)</li> <li>• 2-post Rack Kit included</li> <li>• Min=0 \ Max= 24 SFP/SFP+ 1/10G Transceivers</li> <li>• Min=0 \ Max = 2 QSFP+/QSFP28 40/100G Transceivers</li> <li>• QSA28 Adapter Min=0 \ Max=1, ports 25 (rule7)</li> <li>• 1U - Height</li> </ul>	
	Aruba 8360-24XF2C v2 Power to Port Airflow 3 Fans 2 Power Supply Units HPE Attached Bundle	R9G17A
	<ul style="list-style-type: none"> <li>• C13 PDU Jumper Cord (NA/MEX/TW/JP) (J9943A C15 equivalent)</li> </ul>	
	Aruba 8360-24XF2C v2 Power to Port Airflow 3 Fans 2 Power Supply Units HPE Attached Bundle	R9G17A
	<ul style="list-style-type: none"> <li>• C13 PDU Jumper Cord (ROW) (J9944A C15 equivalent)</li> </ul>	
	Aruba 8360-24XF2C v2 Power to Port Airflow 3 Fans 2 Power Supply Units HPE Attached Bundle	R9G17A
	<ul style="list-style-type: none"> <li>• HPE 2.3m C13 to NEMA 6-15P Pwr Cord(J9936A)</li> </ul>	
	Aruba 8360-24XF2C v2 Power to Port Airflow 3 Fans 2 Power Supply Units HPE Attached Bundle	R9G17A
	<ul style="list-style-type: none"> <li>• No Localized Power Cord Selected. Use J9955A to obtain a Locking Plug Power Cord (L6-20P)</li> </ul>	

### Configuration Rules

#### Rule #

#### Description

1	<b>The following Transceivers install into this Switch: (Use BTO only when adding to switch)</b>	
	Aruba 1G SFP LC SX 500m OM2 MMF Transceiver for HPE	R9F86A
	Aruba 1G SFP LC LX 10km SMF Transceiver	J4859D
	Aruba 1G SFP LC LH 70km SMF Transceiver	J4860D
	Aruba 1G SFP RJ45 T 100m Cat5e Transceiver for HPE	R9F87A
	Aruba 1G SFP LC SX 500m MMF TAA Transceiver for HPE	R9Q43A
	Aruba 1G SFP LC LX 10km SMF TAA Transceiver for HPE	R9Q44A
	Aruba 1G SFP RJ45 T 100m Cat5e TAA Transceiver for HPE	R9Q45A
2	<b>The following Transceivers install into this Switch: (Use BTO only when adding to switch)</b>	
	Aruba 10G SFP+ LC SR 300m OM3 MMF Transceiver	J9150D
	Aruba 10G SFP+ LC SR 300m OM3 MMF Transceiver for HPE	R9F82A
	Aruba 10G SFP+ LC LR 10km SMF Transceiver	J9151E
	Aruba 10GBASE-T SFP+ RJ45 30m Cat6A Transceiver for HPE	R9F85A
	Aruba 10G SFP+ LC ER 40km SMF Transceiver	J9153D
	Aruba 10G SFP+ LC SR 300m MMF TAA Transceiver for HPE	R9Q46A

## Aruba Data Center Networking Solution for HPE

	Aruba 10G SFP+ LC LR 10km SMF TAA Transceiver for HPE	R9Q47A
	Aruba 10G SFP+ to SFP+ 1m Direct Attach Copper Cable for HPE	R9F83A
	Aruba 10G SFP+ to SFP+ 3m Direct Attach Copper Cable for HPE	R9F84A
	HPE BladeSystem c-Class 10GbE SFP+ to SFP+ 3m Direct Attach Copper Cable	487655-B21
	HPE BladeSystem c-Class 10GbE SFP+ to SFP+ 5m Direct Attach Copper Cable	537963-B21
3	<b>The following Transceivers install into this Switch: (Use BTO only when adding to switch)</b>	
	Aruba 25G SFP28 LC SR 100m MMF Transceiver for HPE	R9F89A
	Aruba 25G SFP28 LC eSR 400m MMF Transceiver for HPE	R9F90A
	Aruba 25G SFP28 LC LR 10km SMF Transceiver	JL486A
	Aruba 25G SFP28 to SFP28 0.65m Direct Attach Copper Cable for HPE	R9F91A
	Aruba 25G SFP28 to SFP28 3m Direct Attach Copper Cable for HPE	R9F92A
	Aruba 25G SFP28 to SFP28 5m Direct Attach Copper Cable for HPE	R9F93A
	HPE 25Gb SFP28 to SFP28 3m Direct Attach Copper Cable	844477-B21
	HPE 25Gb SFP28 to SFP28 5m Direct Attach Copper Cable	844480-B21
	Aruba 25G SFP28 to SFP28 3m Active Optical Cable for HPE	R9F94A
	Aruba 25G SFP28 to SFP28 7m Active Optical Cable for HPE	R9F95A
	Aruba 25G SFP28 to SFP28 15m Active Optical Cable for HPE	R9F96A
4	<b>The following Transceivers install into this Switch: (Use BTO only when adding to switch)</b>	
	Aruba 40G QSFP+ LC Bidirectional 150m MMF 2-strand Transceiver for HPE	R9G02A
	Aruba 40G QSFP+ MPO SR4 Transceiver for HPE	R9F97A
	HPE X142 40G QSFP+ LC LR4 SM Transceiver	JH232A
	Aruba 40G QSFP+ MPO eSR4 300M Transceiver for HPE	R9F98A
	Aruba 40G QSFP+ LC ER4 40km SMF Transceiver	Q9G82A
	Aruba 40G QSFP+ to QSFP+ 7m Active Optical Cable for HPE	R9G03A
	Aruba 40G QSFP+ to QSFP+ 15m Active Optical Cable for HPE	R9G04A
	Aruba 40G QSFP+ to QSFP+ 30m Active Optical Cable for HPE	R9G05A
	Aruba 40G QSFP+ to QSFP+ 1m Direct Attach Copper Cable for HPE	R9F99A
	Aruba 40G QSFP+ to QSFP+ 3m Direct Attach Copper Cable for HPE	R9G00A
	Aruba 40G QSFP+ to QSFP+ 5m Direct Attach Copper Cable for HPE	R9G01A
5	<b>The following Transceivers install into this Switch: (Use BTO only when adding to switch)</b>	
	Aruba 100G QSFP28 LC ER4L 40km SMF Transceiver	JL743A
	Aruba 100G QSFP28 MPO SR4 MMF Transceiver for HPE	R9F75A
	Aruba 100G QSFP28 LC CWDM4 2km SMF Transceiver	ROZ30A
	Aruba 100G QSFP28 LC LR4 10km SMF 2-strand Transceiver	JL310A
	HPE 100Gb QSFP28 Bidirectional Transceiver	845972-B21
	Aruba 100G QSFP28 to QSFP28 1m Direct Attach Copper Cable for HPE	R9F77A
	Aruba 100G QSFP28-QSFP28 3m Direct Attach Copper Cable for HPE	R9F74A
	Aruba 100G QSFP28 to QSFP28 5m Direct Attach Copper Cable for HPE	R9F78A
	Aruba 100G QSFP28 to QSFP28 2m Active Optical Cable for HPE	R9F76A
	Aruba 100G QSFP28 to QSFP28 7m Active Optical Cable for HPE	R9F79A
	Aruba 100G QSFP28 to QSFP28 15m Active Optical Cable for HPE	R9F80A
	Aruba 100G QSFP28 to QSFP28 30m Active Optical Cable for HPE	R9F81A
	HPE QSFP28 to SFP28 Adapter	845970-B21
6	<b>Localized power cord required on orders without B2B, B2C, B2E or AC3 options.</b>	
7	<b>If qty1 of the following QSA28 Adapter(845970-B21) is selected, then increase max SFP28 Port qty by 1 and allow user selection of the following SFP Transceivers. Refer to qty and port restrictions for individual Switch in the "Additional Info" sections: (Use BTO only when adding this QSA28 Adapter)</b>	
	Aruba 10G SFP+ LC SR 300m OM3 MMF Transceiver for HPE	R9F82A
	Aruba 10G SFP+ LC LR 10km SMF Transceiver	J9151E
	Aruba 10G SFP+ LC ER 40km SMF Transceiver	J9153D
	Aruba 10G SFP+ LC SR 300m MMF TAA Transceiver for HPE	R9Q46A
	Aruba 10G SFP+ LC LR 10km SMF TAA Transceiver for HPE	R9Q47A
	Aruba 25G SFP28 LC SR 100m MMF Transceiver for HPE	R9F89A
	Aruba 25G SFP28 LC eSR 400m MMF Transceiver for HPE	R9F90A

## Aruba Data Center Networking Solution for HPE

8	Aruba 25G SFP28 LC LR 10km SMF Transceiver	JL486A
	<a href="#">The following Transceivers install into this Switch: (Use BTO only when adding to switch)</a>	
	HPE BladeSystem c-Class QSFP+ to 4x10G SFP+ 15m Active Optical Cable	721076-B21
	HPE BladeSystem c-Class 40G QSFP+ to 4x10G SFP+ 3m Direct Attach Copper Splitter Cable	721064-B21
	HPE 100Gb QSFP28 to 4x25Gb SFP28 3m Direct Attach Copper Cable	845416-B21
	HPE QSFP28 to 4x25Gb SFP28 7m Active Optical Cable	845420-B21
	HPE QSFP28 to 4x25Gb SFP28 15m Active Optical Cable	845424-B21
9	<a href="#">The following Transceivers install into this Switch: (Use BTO only when adding to switch)</a>	
	<a href="#">ROM48A - Aruba 50G SFP56 LC SR 100m MMF Transceiver</a>	
	<a href="#">R9G06A - Aruba 50G SFP56 to SFP56 0.65m DAC for HPE</a>	
	<a href="#">R9G07A - Aruba 50G SFP56 to SFP56 3m DAC for HPE</a>	
	Aruba 50G SFP56 LC SR 100m MMF Transceiver	ROM48A
	Aruba 50G SFP56 to SFP56 0.65m Direct Attach Copper Cable for HPE	R9G06A
	Aruba 50G SFP56 to SFP56 3m Direct Attach Copper Cable for HPE	R9G07A

### Notes:

- [OCA Only: Required Custom Choice \(Min1/Max1\)](#)
  - [Switch/Router/Power Supply to PDU Power Cord - B2B in North America, Mexico, Taiwan, and Japan or B2C ROW. \(OCA Default B2B or B2C for Rack Level CTO\)](#)
  - [Switch/Router/Power Supply to Wall Power Cord - Localized Option \(OCA Default for BTO\)](#)
  - [High Volt Switch/Router/Power Supply to Wall Power Cord - B2E Option. \(Offered only in North America, Mexico, Taiwan, and Japan\)](#)
  - [No Power Cord - AC3 Option](#)
- [OCA Blue Notes: Locking Power Cord \(J9955A\) L6-20P is available through the OCA Accessories tab](#)
- [OCA Only Model Selection Form - ESN > Aruba > DC Solutions Switches for HPE > AOS-CX: Aruba 8360 DC Switch Series](#)



## Aruba Data Center Networking Solution for HPE

### Rack Level Integration CTO Models

Rule #	Description	SKU
1, 2, 3, 4, 5, 6, 7, 8, 9, 10	Aruba 8360-32Y4C v2 Port to Power Airflow 3 Fans 2 Power Supply Units HPE Attached Bundle <ul style="list-style-type: none"> <li>Includes 2 Port-to-Power Power Units (R9G19A)</li> <li>Includes 3 Port-to-Power Fan Trays (R9G20A)</li> <li>2-post Rack Kit included</li> <li>Min=0 \ Max= 28 SFP/SFP+/SFP28 1/10/25G Transceivers, ports 5-32</li> <li>OR Min=0 \ Max= 14 SFP56 50G Transceivers, ports 5-32, for every 1 or 2 SFP56 ports enabled, disable qty 2 ports</li> <li>Min=0 \ Max= 4 SFP+/SFP28 10/25G Transceivers with MACsec, port 1-4</li> <li>Min=0 \ Max = 4 QSFP+/QSFP28 40/100G Transceivers</li> <li>QSA28 Adapter Min=0 \ Max=2, ports 34/35 (rule7)</li> <li>1U - Height</li> </ul>	R9G08A
	Aruba 8360-32Y4C v2 Port to Power Airflow 3 Fans 2 Power Supply Units HPE Attached Bundle <ul style="list-style-type: none"> <li>C13 PDU Jumper Cord (NA/MEX/TW/JP) (J9943A C15 equivalent)</li> </ul>	R9G08A
	Aruba 8360-32Y4C v2 Port to Power Airflow 3 Fans 2 Power Supply Units HPE Attached Bundle <ul style="list-style-type: none"> <li>C13 PDU Jumper Cord (ROW) (J9944A C15 equivalent)</li> </ul>	R9G08A
	Aruba 8360-32Y4C v2 Port to Power Airflow 3 Fans 2 Power Supply Units HPE Attached Bundle <ul style="list-style-type: none"> <li>HPE 2.3m C13 to NEMA 6-15P Pwr Cord(J9936A)</li> </ul>	R9G08A
	Aruba 8360-32Y4C v2 Port to Power Airflow 3 Fans 2 Power Supply Units HPE Attached Bundle <ul style="list-style-type: none"> <li>No Localized Power Cord Selected. Use J9955A to obtain a Locking Plug Power Cord (L6-20P)</li> </ul>	R9G08A
1, 2, 3, 4, 5, 6, 7, 8, 9, 10	Aruba 8360-32Y4C v2 Power to Port Airflow 3 Fans 2 Power Supply Units HPE Attached Bundle <ul style="list-style-type: none"> <li>Includes 2 Power-to-Port Power Units (R9G18A)</li> <li>Includes 3 Power-to-Port Fan Trays (R9G21A)</li> <li>2-post Rack Kit included</li> <li>Min=0 \ Max= 28 SFP/SFP+/SFP28 1/10/25G Transceivers, ports 5-32</li> <li>OR Min=0 \ Max= 14 SFP56 50G Transceivers, ports 5-32, for every 1 or 2 SFP56 ports enabled, disable qty 2 ports</li> <li>Min=0 \ Max= 4 SFP+/SFP28 10/25G Transceivers with MACsec, ports 1-4</li> <li>Min=0 \ Max = 4 QSFP+/QSFP28 40/100G Transceivers</li> <li>QSA28 Adapter Min=0 \ Max=2, ports 34/35 (rule7)</li> <li>1U - Height</li> </ul>	R9G09A
	Aruba 8360-32Y4C v2 Power to Port Airflow 3 Fans 2 Power Supply Units HPE Attached Bundle <ul style="list-style-type: none"> <li>C13 PDU Jumper Cord (NA/MEX/TW/JP) (J9943A C15 equivalent)</li> </ul>	R9G09A
	Aruba 8360-32Y4C v2 Power to Port Airflow 3 Fans 2 Power Supply Units HPE Attached Bundle <ul style="list-style-type: none"> <li>C13 PDU Jumper Cord (ROW) (J9944A C15 equivalent)</li> </ul>	R9G09A
	Aruba 8360-32Y4C v2 Power to Port Airflow 3 Fans 2 Power Supply Units HPE Attached Bundle <ul style="list-style-type: none"> <li>HPE 2.3m C13 to NEMA 6-15P Pwr Cord(J9936A)</li> </ul>	R9G09A
	Aruba 8360-32Y4C v2 Power to Port Airflow 3 Fans 2 Power Supply Units HPE Attached Bundle <ul style="list-style-type: none"> <li>No Localized Power Cord Selected. Use J9955A to obtain a Locking Plug Power Cord (L6-20P)</li> </ul>	R9G09A



## Aruba Data Center Networking Solution for HPE

<a href="#">1</a> , <a href="#">2</a> , <a href="#">3</a> , <a href="#">4</a> , <a href="#">5</a> , <a href="#">6</a> , <a href="#">7</a> , <a href="#">8</a> , <a href="#">9</a> , <a href="#">10</a>	Aruba 8360-16Y2C v2 Port to Power Airflow 3 Fans 2 Power Supply Units HPE Attached Bundle <ul style="list-style-type: none"> <li>• Includes 2 Port-to-Power Power Units (R9G19A)</li> <li>• Includes 3 Port-to-Power Fan Trays (R9G20A)</li> <li>• 2-post Rack Kit included</li> <li>• Min=0 \ Max= 16 SFP/SFP+/SFP28 1/10/25G Transceivers</li> <li>• OR Min=0 \ Max= 8 SFP56 50G Transceivers, ports 1-16, for every 1 or 2 SFP56 ports enabled, disable qty 2 ports</li> <li>• Min=0 \ Max = 2 QSFP+/QSFP28 40/100G Transceivers</li> <li>• QSA28 Adapter Min=0 \ Max=1, ports 17 (rule7)</li> <li>• 1U - Height</li> </ul>	R9G10A
	Aruba 8360-16Y2C v2 Port to Power Airflow 3 Fans 2 Power Supply Units HPE Attached Bundle <ul style="list-style-type: none"> <li>• C13 PDU Jumper Cord (NA/MEX/TW/JP) (J9943A C15 equivalent)</li> </ul>	R9G10A
	Aruba 8360-16Y2C v2 Port to Power Airflow 3 Fans 2 Power Supply Units HPE Attached Bundle <ul style="list-style-type: none"> <li>• C13 PDU Jumper Cord (ROW) (J9944A C15 equivalent)</li> </ul>	R9G10A
	Aruba 8360-16Y2C v2 Port to Power Airflow 3 Fans 2 Power Supply Units HPE Attached Bundle <ul style="list-style-type: none"> <li>• HPE 2.3m C13 to NEMA 6-15P Pwr Cord(J9936A)</li> </ul>	R9G10A
	Aruba 8360-16Y2C v2 Port to Power Airflow 3 Fans 2 Power Supply Units HPE Attached Bundle <ul style="list-style-type: none"> <li>• No Localized Power Cord Selected. Use J9955A to obtain a Locking Plug Power Cord (L6-20P)</li> </ul>	R9G10A
<a href="#">1</a> , <a href="#">2</a> , <a href="#">3</a> , <a href="#">4</a> , <a href="#">5</a> , <a href="#">6</a> , <a href="#">7</a> , <a href="#">8</a> , <a href="#">9</a> , <a href="#">10</a>	Aruba 8360-16Y2C v2 Power to Port Airflow 3 Fans 2 Power Supply Units HPE Attached Bundle <ul style="list-style-type: none"> <li>• Includes 2 Power-to-Port Power Units (R9G18A)</li> <li>• Includes 3 Power-to-Port Fan Trays (R9G21A)</li> <li>• 2-post Rack Kit included</li> <li>• Min=0 \ Max= 16 SFP/SFP+/SFP28 1/10/25G Transceivers</li> <li>• OR Min=0 \ Max= 8 SFP56 50G Transceivers, ports 1-16, for every 1 or 2 SFP56 ports enabled, disable qty 2 ports</li> <li>• Min=0 \ Max = 2 QSFP+/QSFP28 40/100G Transceivers</li> <li>• QSA28 Adapter Min=0 \ Max=1, ports 17 (rule7)</li> <li>• 1U - Height</li> </ul>	R9G11A
	Aruba 8360-16Y2C v2 Power to Port Airflow 3 Fans 2 Power Supply Units HPE Attached Bundle <ul style="list-style-type: none"> <li>• C13 PDU Jumper Cord (NA/MEX/TW/JP) (J9943A C15 equivalent)</li> </ul>	R9G11A
	Aruba 8360-16Y2C v2 Power to Port Airflow 3 Fans 2 Power Supply Units HPE Attached Bundle <ul style="list-style-type: none"> <li>• C13 PDU Jumper Cord (ROW) (J9944A C15 equivalent)</li> </ul>	R9G11A
	Aruba 8360-16Y2C v2 Power to Port Airflow 3 Fans 2 Power Supply Units HPE Attached Bundle <ul style="list-style-type: none"> <li>• HPE 2.3m C13 to NEMA 6-15P Pwr Cord(J9936A)</li> </ul>	R9G11A
	Aruba 8360-16Y2C v2 Power to Port Airflow 3 Fans 2 Power Supply Units HPE Attached Bundle <ul style="list-style-type: none"> <li>• No Localized Power Cord Selected. Use J9955A to obtain a Locking Plug Power Cord (L6-20P)</li> </ul>	R9G11A
<a href="#">1</a> , <a href="#">2</a> , <a href="#">3</a> , <a href="#">4</a> , <a href="#">5</a> , <a href="#">6</a> , <a href="#">7</a> , <a href="#">8</a> , <a href="#">9</a> , <a href="#">10</a>	Aruba 8360-48Y6C v2 Port to Power Airflow 5 Fans 2 Power Supply Units HPE Attached Bundle <ul style="list-style-type: none"> <li>• Includes 2 Port-to-Power Power Units (R9G19A)</li> <li>• Includes 5 Port-to-Power Fan Trays (R9G20A)</li> <li>• 2 Post Rack Kit included</li> </ul>	R9G22A

## Aruba Data Center Networking Solution for HPE

- Min=0 \ Max= 44 SFP/SFP+/SFP28 1/10/25G Transceivers, ports 5-48
- Min=0 \ Max= 4 SFP+/SFP28 10/25G Transceivers, ports 1-4
- OR Min=0 \ Max= 22 SFP56 50G Transceivers, ports 5-48, for every 1 or 2 SFP56 ports enabled, disable qty 2 ports
- Min=0 \ Max = 6 QSFP+/QSFP28 40/100G Transceivers
- QSA28 Adapter Min=0 \ Max=4, ports 49,50,52,53 (rule8)
- 1U - Height

Aruba 8360-48Y6C v2 Port to Power Airflow 5 Fans 2 Power Supply Units HPE Attached Bundle R9G22A

- C13 PDU Jumper Cord (NA/MEX/TW/JP) (J9943A C15 equivalent)

Aruba 8360-48Y6C v2 Port to Power Airflow 5 Fans 2 Power Supply Units HPE Attached Bundle R9G22A

- C13 PDU Jumper Cord (ROW) (J9944A C15 equivalent)

Aruba 8360-48Y6C v2 Port to Power Airflow 5 Fans 2 Power Supply Units HPE Attached Bundle R9G22A

- HPE 2.3m C13 to NEMA 6-15P Pwr Cord(J9936A)

Aruba 8360-48Y6C v2 Port to Power Airflow 5 Fans 2 Power Supply Units HPE Attached Bundle R9G22A

- No Localized Power Cord Selected. Use J9955A to obtain a Locking Plug Power Cord (L6-20P)

1, 2, 3, 4, 5, 6, 7, 8, 9, 10 Aruba 8360-48Y6C v2 Power to Port Airflow 5 Fans 2 Power Supply Units HPE Attached Bundle R9G23A

- Includes 2 Power-to-Port Power Units (R9G18A)
- Includes 5 Power-to-Port Fan Trays (R9G21A)
- 2 Post Rack Kit included
- Min=0 \ Max= 44 SFP/SFP+/SFP28 1/10/25G Transceivers, ports 5-48
- Min=0 \ Max= 4 SFP+/SFP28 10/25G Transceivers, ports 1-4
- OR Min=0 \ Max= 22 SFP56 50G Transceivers, ports 5-48, for every 1 or 2 SFP56 ports enabled, disable qty 2 ports+F173
- Min=0 \ Max = 6 QSFP+/QSFP28 40/100G Transceivers
- QSA28 Adapter Min=0 \ Max=4, ports 49,50,52,53 (rule8)
- 1U - Height

Aruba 8360-48Y6C v2 Power to Port Airflow 5 Fans 2 Power Supply Units HPE Attached Bundle R9G23A

- C13 PDU Jumper Cord (NA/MEX/TW/JP) (J9943A C15 equivalent)

Aruba 8360-48Y6C v2 Power to Port Airflow 5 Fans 2 Power Supply Units HPE Attached Bundle R9G23A

- C13 PDU Jumper Cord (ROW) (J9944A C15 equivalent)

Aruba 8360-48Y6C v2 Power to Port Airflow 5 Fans 2 Power Supply Units HPE Attached Bundle R9G23A

- HPE 2.3m C13 to NEMA 6-15P Pwr Cord(J9936A)

Aruba 8360-48Y6C v2 Power to Port Airflow 5 Fans 2 Power Supply Units HPE Attached Bundle R9G23A

- No Localized Power Cord Selected. Use J9955A to obtain a Locking Plug Power Cord (L6-20P)

4, 5, 6, 7, 8 Aruba 8360-48XT4C v2 Port to Power Airflow 3 Fans 2 Power Supply Units HPE Attached Bundle R9G12A

- Includes 2 Port-to-Power Power Units (R9G19A)
- Includes 3 Port-to-Power Fan Trays (R9G20A)
- 2-post Rack Kit included
- Min=0 \ Max = 4 QSFP+/QSFP28 40/100G Transceivers
- QSA28 Adapter Min=0 \ Max=2, ports 50/51 (rule7)

## Aruba Data Center Networking Solution for HPE

	<ul style="list-style-type: none"> <li>• 1U - Height</li> </ul>	
	Aruba 8360-48XT4C v2 Port to Power Airflow 3 Fans 2 Power Supply Units HPE Attached Bundle	R9G12A
	<ul style="list-style-type: none"> <li>• C13 PDU Jumper Cord (NA/MEX/TW/JP) (J9943A C15 equivalent)</li> </ul>	
	Aruba 8360-48XT4C v2 Port to Power Airflow 3 Fans 2 Power Supply Units HPE Attached Bundle	R9G12A
	<ul style="list-style-type: none"> <li>• C13 PDU Jumper Cord (ROW) (J9944A C15 equivalent)</li> </ul>	
	Aruba 8360-48XT4C v2 Port to Power Airflow 3 Fans 2 Power Supply Units HPE Attached Bundle	R9G12A
	<ul style="list-style-type: none"> <li>• HPE 2.3m C13 to NEMA 6-15P Pwr Cord(J9936A)</li> </ul>	
	Aruba 8360-48XT4C v2 Port to Power Airflow 3 Fans 2 Power Supply Units HPE Attached Bundle	R9G12A
	<ul style="list-style-type: none"> <li>• No Localized Power Cord Selected. Use J9955A to obtain a Locking Plug Power Cord (L6-20P)</li> </ul>	
4, 5, 6, 7, 8, 9	Aruba 8360-48XT4C v2 Power to Port Airflow 3 Fans 2 Power Supply Units HPE Attached Bundle	R9G13A
	<ul style="list-style-type: none"> <li>• Includes 2 Power-to-Port Power Units (R9G18A)</li> <li>• Includes 3 Power-to-Port Fan Trays (R9G21A)</li> <li>• 2-post Rack Kit included</li> <li>• Min=0 \ Max = 4 QSFP+/QSFP28 40/100G Transceivers</li> <li>• QSA28 Adapter Min=0 \ Max=2, ports 50/51 (rule7)</li> <li>• 1U - Height</li> </ul>	
	Aruba 8360-48XT4C v2 Power to Port Airflow 3 Fans 2 Power Supply Units HPE Attached Bundle	R9G13A
	<ul style="list-style-type: none"> <li>• C13 PDU Jumper Cord (NA/MEX/TW/JP) (J9943A C15 equivalent)</li> </ul>	
	Aruba 8360-48XT4C v2 Power to Port Airflow 3 Fans 2 Power Supply Units HPE Attached Bundle	R9G13A
	<ul style="list-style-type: none"> <li>• C13 PDU Jumper Cord (ROW) (J9944A C15 equivalent)</li> </ul>	
	Aruba 8360-48XT4C v2 Power to Port Airflow 3 Fans 2 Power Supply Units HPE Attached Bundle	R9G13A
	<ul style="list-style-type: none"> <li>• HPE 2.3m C13 to NEMA 6-15P Pwr Cord(J9936A)</li> </ul>	
	Aruba 8360-48XT4C v2 Power to Port Airflow 3 Fans 2 Power Supply Units HPE Attached Bundle	R9G13A
	<ul style="list-style-type: none"> <li>• No Localized Power Cord Selected. Use J9955A to obtain a Locking Plug Power Cord (L6-20P)</li> </ul>	
4, 5, 6, 7, 8, 9	Aruba 8360-12C v2 Port to Power Airflow 3 Fans 2 Power Supply Units HPE Attached Bundle	R9G14A
	<ul style="list-style-type: none"> <li>• Includes 2 Port-to-Power Power Units (R9G19A)</li> <li>• Includes 3 Port-to-Power Fan Trays (R9G20A)</li> <li>• 2-post Rack Kit included</li> <li>• Min=0 \ Max = 12 QSFP+/QSFP28 40/100G Transceivers</li> <li>• QSA28 Adapter Min=0 \ Max=6, ports 7-12 (rule7)</li> <li>• 1U - Height</li> </ul>	
	Aruba 8360-12C v2 Port to Power Airflow 3 Fans 2 Power Supply Units HPE Attached Bundle	R9G14A
	<ul style="list-style-type: none"> <li>• C13 PDU Jumper Cord (NA/MEX/TW/JP) (J9943A C15 equivalent)</li> </ul>	
	Aruba 8360-12C v2 Port to Power Airflow 3 Fans 2 Power Supply Units HPE Attached Bundle	R9G14A
	<ul style="list-style-type: none"> <li>• C13 PDU Jumper Cord (ROW) (J9944A C15 equivalent)</li> </ul>	
	Aruba 8360-12C v2 Port to Power Airflow 3 Fans 2 Power Supply Units HPE Attached Bundle	R9G14A
	<ul style="list-style-type: none"> <li>• HPE 2.3m C13 to NEMA 6-15P Pwr Cord(J9936A)</li> </ul>	
	Aruba 8360-12C v2 Port to Power Airflow 3 Fans 2 Power Supply Units HPE Attached Bundle	R9G14A
	<ul style="list-style-type: none"> <li>• No Localized Power Cord Selected. Use J9955A to obtain a Locking Plug Power Cord (L6-20P)</li> </ul>	

## Aruba Data Center Networking Solution for HPE

4, 5, 6, 7, 8, 9	<p>Aruba 8360-12C v2 Power to Port Airflow 3 Fans 2 Power Supply Units HPE Attached Bundle R9G15A</p> <ul style="list-style-type: none"> <li>• Includes 2 Power-to-Port Power Units (R9G18A)</li> <li>• Includes 3 Power-to-Port Fan Trays (R9G21A)</li> <li>• 2-post Rack Kit included</li> <li>• Min=0 \ Max = 12 QSFP+/QSFP28 40/100G Transceivers</li> <li>• QSA28 Adapter Min=0 \ Max=6, ports 7-12 (rule7)</li> <li>• 1U - Height</li> </ul>	
	<p>Aruba 8360-12C v2 Power to Port Airflow 3 Fans 2 Power Supply Units HPE Attached Bundle R9G15A</p> <ul style="list-style-type: none"> <li>• C13 PDU Jumper Cord (NA/MEX/TW/JP) (J9943A C15 equivalent)</li> </ul>	
	<p>Aruba 8360-12C v2 Power to Port Airflow 3 Fans 2 Power Supply Units HPE Attached Bundle R9G15A</p> <ul style="list-style-type: none"> <li>• C13 PDU Jumper Cord (ROW) (J9944A C15 equivalent)</li> </ul>	
	<p>Aruba 8360-12C v2 Power to Port Airflow 3 Fans 2 Power Supply Units HPE Attached Bundle R9G15A</p> <ul style="list-style-type: none"> <li>• HPE 2.3m C13 to NEMA 6-15P Pwr Cord(J9936A)</li> </ul>	
	<p>Aruba 8360-12C v2 Power to Port Airflow 3 Fans 2 Power Supply Units HPE Attached Bundle R9G15A</p> <ul style="list-style-type: none"> <li>• No Localized Power Cord Selected. Use J9955A to obtain a Locking Plug Power Cord (L6-20P)</li> </ul>	
1, 2, 4, 5, 6, 7, 8, 9	<p>Aruba 8360-24XF2C v2 Port to Power Airflow 3 Fans 2 Power Supply Units HPE Attached Bundle R9G16A</p> <ul style="list-style-type: none"> <li>• Includes 2 Port-to-Power Power Units (R9G19A)</li> <li>• Includes 3 Port-to-Power Fan Trays (R9G20A)</li> <li>• 2-post Rack Kit included</li> <li>• Min=0 \ Max= 24 SFP/SFP+ 1/10G Transceivers</li> <li>• Min=0 \ Max = 2 QSFP+/QSFP28 40/100G Transceivers</li> <li>• QSA28 Adapter Min=0 \ Max=1, ports 25 (rule7)</li> <li>• 1U - Height</li> </ul>	
	<p>Aruba 8360-24XF2C v2 Port to Power Airflow 3 Fans 2 Power Supply Units HPE Attached Bundle R9G16A</p> <ul style="list-style-type: none"> <li>• C13 PDU Jumper Cord (NA/MEX/TW/JP) (J9943A C15 equivalent)</li> </ul>	
	<p>Aruba 8360-24XF2C v2 Port to Power Airflow 3 Fans 2 Power Supply Units HPE Attached Bundle R9G16A</p> <ul style="list-style-type: none"> <li>• C13 PDU Jumper Cord (ROW) (J9944A C15 equivalent)</li> </ul>	
	<p>Aruba 8360-24XF2C v2 Port to Power Airflow 3 Fans 2 Power Supply Units HPE Attached Bundle R9G16A</p> <ul style="list-style-type: none"> <li>• HPE 2.3m C13 to NEMA 6-15P Pwr Cord(J9936A)</li> </ul>	
	<p>Aruba 8360-24XF2C v2 Port to Power Airflow 3 Fans 2 Power Supply Units HPE Attached Bundle R9G16A</p> <ul style="list-style-type: none"> <li>• No Localized Power Cord Selected. Use J9955A to obtain a Locking Plug Power Cord (L6-20P)</li> </ul>	
1, 2, 4, 5, 6, 7, 8, 9	<p>Aruba 8360-24XF2C v2 Power to Port Airflow 3 Fans 2 Power Supply Units HPE Attached Bundle R9G17A</p> <ul style="list-style-type: none"> <li>• Includes 2 Power-to-Port Power Units (R9G18A)</li> <li>• Includes 3 Power-to-Port Fan Trays (R9G21A)</li> <li>• 2-post Rack Kit included</li> <li>• Min=0 \ Max= 24 SFP/SFP+ 1/10G Transceivers</li> <li>• Min=0 \ Max = 2 QSFP+/QSFP28 40/100G Transceivers</li> <li>• QSA28 Adapter Min=0 \ Max=1, ports 25 (rule7)</li> <li>• 1U - Height</li> </ul>	
	<p>Aruba 8360-24XF2C v2 Power to Port Airflow 3 Fans 2 Power Supply Units HPE Attached Bundle R9G17A</p> <ul style="list-style-type: none"> <li>• C13 PDU Jumper Cord (NA/MEX/TW/JP) (J9943A C15 equivalent)</li> </ul>	

## Aruba Data Center Networking Solution for HPE

	Aruba 8360-24XF2C v2 Power to Port Airflow 3 Fans 2 Power Supply Units HPE Attached Bundle	R9G17A
	<ul style="list-style-type: none"> <li>C13 PDU Jumper Cord (ROW) (J9944A C15 equivalent)</li> </ul>	
	Aruba 8360-24XF2C v2 Power to Port Airflow 3 Fans 2 Power Supply Units HPE Attached Bundle	R9G17A
	<ul style="list-style-type: none"> <li>HPE 2.3m C13 to NEMA 6-15P Pwr Cord(J9936A)</li> </ul>	
	Aruba 8360-24XF2C v2 Power to Port Airflow 3 Fans 2 Power Supply Units HPE Attached Bundle	R9G17A
	<ul style="list-style-type: none"> <li>No Localized Power Cord Selected. Use J9955A to obtain a Locking Plug Power Cord (L6-20P)</li> </ul>	
	<b>Configuration Rules</b>	
<b>Rule #</b>	<b>Description</b>	
1	<b>The following Transceivers install into this Switch: (Use #0D1 for XCVRs or #B01 for Cables since switch is factory racked):</b>	
	Aruba 1G SFP LC SX 500m OM2 MMF Transceiver for HPE	R9F86A
	Aruba 1G SFP LC LX 10km SMF Transceiver	J4859D
	Aruba 1G SFP LC LH 70km SMF Transceiver	J4860D
	Aruba 1G SFP RJ45 T 100m Cat5e Transceiver for HPE	R9F87A
	Aruba 1G SFP LC SX 500m MMF TAA Transceiver for HPE	R9Q43A
	Aruba 1G SFP LC LX 10km SMF TAA Transceiver for HPE	R9Q44A
	Aruba 1G SFP RJ45 T 100m Cat5e TAA Transceiver for HPE	R9Q45A
2	<b>The following Transceivers install into this Switch: (Use #0D1 for XCVRs or #B01 for Cables since switch is factory racked):</b>	
	Aruba 10G SFP+ LC SR 300m OM3 MMF Transceiver	J9150D
	Aruba 10G SFP+ LC SR 300m OM3 MMF Transceiver for HPE	R9F82A
	Aruba 10G SFP+ LC LR 10km SMF Transceiver	J9151E
	Aruba 10GBASE-T SFP+ RJ45 30m Cat6A Transceiver for HPE	R9F85A
	Aruba 10G SFP+ LC ER 40km SMF Transceiver	J9153D
	Aruba 10G SFP+ LC SR 300m MMF TAA Transceiver for HPE	R9Q46A
	Aruba 10G SFP+ LC LR 10km SMF TAA Transceiver for HPE	R9Q47A
	Aruba 10G SFP+ to SFP+ 1m Direct Attach Copper Cable for HPE	R9F83A
	Aruba 10G SFP+ to SFP+ 3m Direct Attach Copper Cable for HPE	R9F84A
	HPE BladeSystem c-Class 10GbE SFP+ to SFP+ 3m Direct Attach Copper Cable	487655-B21
3	<b>The following Transceivers install into this Switch: (Use #0D1 for XCVRs or #B01 for Cables since switch is factory racked):</b>	
	Aruba 25G SFP28 LC SR 100m MMF Transceiver for HPE	R9F89A
	Aruba 25G SFP28 LC eSR 400m MMF Transceiver for HPE	R9F90A
	Aruba 25G SFP28 LC LR 10km SMF Transceiver	JL486A
	Aruba 25G SFP28 to SFP28 0.65m Direct Attach Copper Cable for HPE	R9F91A
	Aruba 25G SFP28 to SFP28 3m Direct Attach Copper Cable for HPE	R9F92A
	Aruba 25G SFP28 to SFP28 5m Direct Attach Copper Cable for HPE	R9F93A
	HPE 25Gb SFP28 to SFP28 3m Direct Attach Copper Cable	844477-B21
	HPE 25Gb SFP28 to SFP28 5m Direct Attach Copper Cable	844480-B21
	Aruba 25G SFP28 to SFP28 3m Active Optical Cable for HPE	R9F94A
	Aruba 25G SFP28 to SFP28 7m Active Optical Cable for HPE	R9F95A
	Aruba 25G SFP28 to SFP28 15m Active Optical Cable for HPE	R9F96A
4	<b>The following Transceivers install into this Switch: (Use #0D1 for XCVRs or #B01 for Cables since switch is factory racked):</b>	
	Aruba 40G QSFP+ LC Bidirectional 150m MMF 2-strand Transceiver for HPE	R9G02A
	Aruba 40G QSFP+ MPO SR4 Transceiver for HPE	R9F97A
	HPE X142 40G QSFP+ LC LR4 SM Transceiver	JH232A
	Aruba 40G QSFP+ MPO eSR4 300M Transceiver for HPE	R9F98A
	Aruba 40G QSFP+ LC ER4 40km SMF Transceiver	Q9G82A
	Aruba 40G QSFP+ to QSFP+ 7m Active Optical Cable for HPE	R9G03A
	Aruba 40G QSFP+ to QSFP+ 15m Active Optical Cable for HPE	R9G04A

## Aruba Data Center Networking Solution for HPE

	Aruba 40G QSFP+ to QSFP+ 30m Active Optical Cable for HPE	R9G05A
	Aruba 40G QSFP+ to QSFP+ 1m Direct Attach Copper Cable for HPE	R9F99A
	Aruba 40G QSFP+ to QSFP+ 3m Direct Attach Copper Cable for HPE	R9G00A
	Aruba 40G QSFP+ to QSFP+ 5m Direct Attach Copper Cable for HPE	R9G01A
5	<b>The following Transceivers install into this Switch: (Use #0D1 for XCVRs or #B01 for Cables since switch is factory racked):</b>	
	Aruba 100G QSFP28 LC ER4L 40km SMF Transceiver	JL743A
	Aruba 100G QSFP28 MPO SR4 MMF Transceiver for HPE	R9F75A
	Aruba 100G QSFP28 LC CWDM4 2km SMF Transceiver	ROZ30A
	Aruba 100G QSFP28 LC LR4 10km SMF 2-strand Transceiver	JL310A
	HPE 100Gb QSFP28 Bidirectional Transceiver	845972-B21
	Aruba 100G QSFP28 to QSFP28 1m Direct Attach Copper Cable for HPE	R9F77A
	Aruba 100G QSFP28-QSFP28 3m Direct Attach Copper Cable for HPE	R9F74A
	Aruba 100G QSFP28 to QSFP28 5m Direct Attach Copper Cable for HPE	R9F78A
	Aruba 100G QSFP28 to QSFP28 2m Active Optical Cable for HPE	R9F76A
	Aruba 100G QSFP28 to QSFP28 7m Active Optical Cable for HPE	R9F79A
	Aruba 100G QSFP28 to QSFP28 15m Active Optical Cable for HPE	R9F80A
	Aruba 100G QSFP28 to QSFP28 30m Active Optical Cable for HPE	R9F81A
	HPE QSFP28 to SFP28 Adapter	845970-B21
6	<b>OCA Only: Required Custom Choice (Min1/Max1)</b>	
	<ul style="list-style-type: none"> <li>• Switch/Router/Power Supply to PDU Power Cord - B2B in North America, Mexico, Taiwan, and Japan or B2C ROW. (OCA Default B2B or B2C for Rack Level CTO)</li> <li>• Switch/Router/Power Supply to Wall Power Cord - Localized Option (OCA Default for BTO) High Volt Switch/Router/Power Supply to Wall Power Cord - B2E Option. (Offered only in North America, Mexico, Taiwan, and Japan)</li> <li>• No Power Cord - AC3 Option</li> </ul>	
7	<b>Factory racked CTO Base Model must integrate(#0D1) to the Rack.</b>	
8	<b>If qty1 of the following QSA28 Adapter(845970-B21) is selected, then increase max SFP28 Port qty by 1 and allow user selection of the following SFP Transceivers. Refer to qty and port restrictions for individual Switch in the "Additional Info" sections: (Use #0D1 for this XCVR Adapter since switch is factory racked)</b>	
	Aruba 10G SFP+ LC SR 300m OM3 MMF Transceiver for HPE	R9F82A
	Aruba 10G SFP+ LC LR 10km SMF Transceiver	J9151E
	Aruba 10G SFP+ LC ER 40km SMF Transceiver	J9153D
	Aruba 10G SFP+ LC SR 300m MMF TAA Transceiver	JL748A
	Aruba 10G SFP+ LC LR 10km SMF TAA Transceiver	JL749A
	Aruba 25G SFP28 LC SR 100m MMF Transceiver for HPE	R9F89A
	Aruba 25G SFP28 LC eSR 400m MMF Transceiver for HPE	R9F90A
	Aruba 25G SFP28 LC LR 10km SMF Transceiver	JL486A
9	<b>The following Transceivers install into this Switch: (Use #0D1 for XCVRs or #B01 for Cables since switch is factory racked):</b>	
	HPE BladeSystem c-Class QSFP+ to 4x10G SFP+ 15m Active Optical Cable	721076-B21
	HPE BladeSystem c-Class 40G QSFP+ to 4x10G SFP+ 3m Direct Attach Copper Splitter Cable	721064-B21
	HPE 100Gb QSFP28 to 4x25Gb SFP28 3m Direct Attach Copper Cable	845416-B21
	HPE QSFP28 to 4x25Gb SFP28 7m Active Optical Cable	845420-B21
	HPE QSFP28 to 4x25Gb SFP28 15m Active Optical Cable	845424-B21
10	<b>The following Transceivers install into this Switch: (Use #0D1 for XCVRs or #B01 for Cables since switch is factory racked):</b>	
	<b>ROM48A - Aruba 50G SFP56 LC SR 100m MMF Transceiver</b>	
	<b>R9G06A - Aruba 50G SFP56 to SFP56 0.65m DAC HPE</b>	
	<b>R9G07A - Aruba 50G SFP56 to SFP56 3m DAC for HPE</b>	
	Aruba 50G SFP56 LC SR 100m MMF Transceiver	ROM48A
	Aruba 50G SFP56 to SFP56 0.65m Direct Attach Copper Cable for HPE	R9G06A
	Aruba 50G SFP56 to SFP56 3m Direct Attach Copper Cable for HPE	R9G07A

## Aruba Data Center Networking Solution for HPE

**Notes:** OCA Blue **Notes:** Locking Power Cord (J9955A) L6-20P is available through the OCA Accessories tab

### Transceivers

Rule #	Description	SKU
	<b>SFP Transceivers</b>	
	Aruba 1G SFP LC SX 500m OM2 MMF Transceiver for HPE	R9F86A
	<ul style="list-style-type: none"> <li>For 48Y6C and 32Y4C models; All Ports are valid except 1-4</li> </ul>	
	Aruba 1G SFP LC LX 10km SMF Transceiver	J4859D
	<ul style="list-style-type: none"> <li>For 48Y6C and 32Y4C models; All Ports are valid except 1-4</li> </ul>	
	Aruba 1G SFP LC LH 70km SMF Transceiver	J4860D
	<ul style="list-style-type: none"> <li>For 48Y6C and 32Y4C models; All Ports are valid except 1-4</li> </ul>	
	Aruba 1G SFP RJ45 T 100m Cat5e Transceiver for HPE	R9F87A
	<ul style="list-style-type: none"> <li>For 48Y6C and 32Y4C models; All Ports are valid except 1-4</li> </ul>	
	Aruba 1G SFP LC SX 500m MMF TAA Transceiver for HPE	R9Q43A
	<ul style="list-style-type: none"> <li>For 48Y6C and 32Y4C models; All Ports are valid except 1-4</li> </ul>	
	Aruba 1G SFP LC LX 10km SMF TAA Transceiver for HPE	R9Q44A
	<ul style="list-style-type: none"> <li>For 48Y6C and 32Y4C models; All Ports are valid except 1-4</li> </ul>	
	Aruba 1G SFP RJ45 T 100m Cat5e TAA Transceiver for HPE	R9Q45A
	<ul style="list-style-type: none"> <li>For 48Y6C and 32Y4C models; All Ports are valid except 1-4</li> </ul>	
	<b>SFP+ Transceivers</b>	
Rule #	Description	SKU
	Aruba 10G SFP+ LC SR 300m OM3 MMF Transceiver for HPE	R9F82A
	Aruba 10G SFP+ LC LR 10km SMF Transceiver	J9151E
	Aruba 10GBASE-T SFP+ RJ45 30m Cat6A Transceiver for HPE	R9F85A
	Aruba 10G SFP+ LC ER 40km SMF Transceiver	J9153D
	Aruba 10G SFP+ LC SR 300m MMF TAA Transceiver for HPE	R9Q46A
	Aruba 10G SFP+ LC LR 10km SMF TAA Transceiver for HPE	R9Q47A
	Aruba 10G SFP+ to SFP+ 1m Direct Attach Copper Cable for HPE	R9F83A
	Aruba 10G SFP+ to SFP+ 3m Direct Attach Copper Cable for HPE	R9F84A
	HPE BladeSystem c-Class 10GbE SFP+ to SFP+ 3m Direct Attach Copper Cable	487655-B21
	HPE BladeSystem c-Class 10GbE SFP+ to SFP+ 5m Direct Attach Copper Cable	537963-B21
	<b>SFP28 Transceivers</b>	
Rule #	Description	SKU
	Aruba 25G SFP28 LC SR 100m MMF Transceiver for HPE	R9F89A
	Aruba 25G SFP28 LC eSR 400m MMF Transceiver for HPE	R9F90A
	Aruba 25G SFP28 LC LR 10km SMF Transceiver	JL486A
	Aruba 25G SFP28 to SFP28 0.65m Direct Attach Copper Cable for HPE	R9F91A
	Aruba 25G SFP28 to SFP28 3m Direct Attach Copper Cable for HPE	R9F92A
	Aruba 25G SFP28 to SFP28 5m Direct Attach Copper Cable for HPE	R9F93A
	HPE 25Gb SFP28 to SFP28 3m Direct Attach Copper Cable	844477-B21
	HPE 25Gb SFP28 to SFP28 5m Direct Attach Copper Cable	844480-B21
	Aruba 25G SFP28 to SFP28 3m Active Optical Cable for HPE	R9F94A
	Aruba 25G SFP28 to SFP28 7m Active Optical Cable for HPE	R9F95A
	Aruba 25G SFP28 to SFP28 15m Active Optical Cable for HPE	R9F96A
	<b>SFP56 Transceivers</b>	
Rule #	Description	SKU
	Aruba 50G SFP56 LC SR 100m MMF Transceiver	ROM48A
	<ul style="list-style-type: none"> <li>For 48Y6C model ports 6,8,10,12,14,16,18,20,22,24,26,28,30,32,34,36,38,40,42,44,46,48 are valid</li> </ul>	
	Aruba 50G SFP56 to SFP56 0.65m Direct Attach Copper Cable for HPE	R9G06A
	<ul style="list-style-type: none"> <li>For 48Y6C model ports 6,8,10,12,14,16,18,20,22,24,26,28,30,32,34,36,38,40,42,44,46,48 are valid</li> </ul>	
	Aruba 50G SFP56 to SFP56 3m Direct Attach Copper Cable for HPE	R9G07A
	<ul style="list-style-type: none"> <li>For 48Y6C model ports 6,8,10,12,14,16,18,20,22,24,26,28,30,32,34,36,38,40,42,44,46,48 are valid</li> </ul>	

## Aruba Data Center Networking Solution for HPE

<b>QSFP+ Transceivers</b>		
<b>Rule #</b>	<b>Description</b>	<b>SKU</b>
	Aruba 40G QSFP+ LC Bidirectional 150m MMF 2-strand Transceiver for HPE	R9G02A
	Aruba 40G QSFP+ MPO SR4 Transceiver for HPE	R9F97A
	HPE X142 40G QSFP+ LC LR4 SM Transceiver	JH232A
	Aruba 40G QSFP+ LC ER4 40km SMF Transceiver	Q9G82A
	Aruba 40G QSFP+ MPO eSR4 300M Transceiver for HPE	R9F98A
	Aruba 40G QSFP+ to QSFP+ 7m Active Optical Cable for HPE	R9G03A
	Aruba 40G QSFP+ to QSFP+ 15m Active Optical Cable for HPE	R9G04A
	Aruba 40G QSFP+ to QSFP+ 30m Active Optical Cable for HPE	R9G05A
	Aruba 40G QSFP+ to QSFP+ 1m Direct Attach Copper Cable for HPE	R9F99A
	Aruba 40G QSFP+ to QSFP+ 3m Direct Attach Copper Cable for HPE	R9G00A
	Aruba 40G QSFP+ to QSFP+ 5m Direct Attach Copper Cable for HPE	R9G01A
1	HPE BladeSystem c-Class 40G QSFP+ to 4x10G SFP+ 3m Direct Attach Copper Splitter Cable	721064-B21
1	HPE BladeSystem c-Class QSFP+ to 4x10G SFP+ 15m Active Optical Cable	721076-B21
1	<b>This Breakout Cable is not supported on the following Switches:</b>	
	Aruba 8360-48XT4C v2 Port to Power Airflow 3 Fans 2 Power Supply Units HPE Attached Bundle	R9G12A
	Aruba 8360-48XT4C v2 Power to Port Airflow 3 Fans 2 Power Supply Units HPE Attached Bundle	R9G13A
<b>QSFP28 Transceivers</b>		
<b>Rule #</b>	<b>Description</b>	<b>SKU</b>
	Aruba 100G QSFP28 LC ER4L 40km SMF Transceiver	JL743A
	Aruba 100G QSFP28 MPO SR4 MMF Transceiver for HPE	R9F75A
	Aruba 100G QSFP28 LC CWDM4 2km SMF Transceiver	R0Z30A
	Aruba 100G QSFP28 LC LR4 10km SMF 2-strand Transceiver	JL310A
	HPE 100Gb QSFP28 Bidirectional Transceiver	845972-B21
	Aruba 100G QSFP28 to QSFP28 1m Direct Attach Copper Cable for HPE	R9F77A
	Aruba 100G QSFP28 to QSFP28 5m Direct Attach Copper Cable for HPE	R9F78A
	Aruba 100G QSFP28 to QSFP28 7m Active Optical Cable for HPE	R9F79A
	Aruba 100G QSFP28 to QSFP28 2m Active Optical Cable for HPE	R9F76A
	Aruba 100G QSFP28 to QSFP28 7m Active Optical Cable for HPE	R9F79A
	Aruba 100G QSFP28 to QSFP28 15m Active Optical Cable for HPE	R9F80A
	Aruba 100G QSFP28 to QSFP28 30m Active Optical Cable for HPE	R9F81A
1	HPE 100Gb QSFP28 to 4x25Gb SFP28 3m Direct Attach Copper Cable	845416-B21
1	HPE QSFP28 to 4x25Gb SFP28 7m Active Optical Cable	845420-B21
1	HPE QSFP28 to 4x25Gb SFP28 15m Active Optical Cable	845424-B21
<b>QSA28 Adapter</b>		
<b>Rule #</b>	<b>Description</b>	<b>SKU</b>
2	HPE QSFP28 to SFP28 Adapter	845970-B21
<b>Configuration Rules</b>		
<b>Rule #</b>	<b>Description</b>	
1	<b>This Breakout Cable is not supported on the following Switches:</b>	
	Aruba 8360-48XT4C v2 Port to Power Airflow 3 Fans 2 Power Supply Units HPE Attached Bundle	R9G12A
	Aruba 8360-48XT4C v2 Power to Port Airflow 3 Fans 2 Power Supply Units HPE Attached Bundle	R9G13A
2	<b>If selecting the 845970-B21 - QSFP28 to SFP28 Adapter, then see Aruba Tranceiver Guide for details.</b>	



## Aruba Data Center Networking Solution for HPE

### Switch Options

Rule #	Description	SKU
<b>Rack Mount Kits</b>		
2	Aruba X412 1U Universal 2-post Rack Mount Kit	JL602A
1	Aruba 1U Universal 4-post Rack Mount Kit for HPE	R9F57A
<b>Configuration Rules</b>		
<b>Rule # Description</b>		
1	If the switch will be factory racked into an HPE Universal Rack, then (Min 1) of the 4 Post Rack Mount kit is required with #0D1.	
2	This Rack Mount Kit is included with all 8360 DC bundles for HPE and cannot be a selectable option.	
<b>Air Duct Kit</b>		
<b>Rule # Description</b>		
2, 3	Aruba Universal 4-post Duct Kit for HPE <ul style="list-style-type: none"> <li>Only for Power to Port Bundles</li> </ul>	R9F60A
<b>Configuration Rules</b>		
<b>Rule # Description</b>		
2	For optimal performance, it is recommended that the user select the Duct Kit for Power to Port Switch Bundles	
3	If this Air Duct Kit is selected then the following 4 Post Rack Mount kit must be selected:	
	Aruba 1U Universal 4-post Rack Mount Kit for HPE	R9F57A

### Accessories

Rule #	Description	SKU
<b>Spare Items</b>		
<b>Rule # Description</b>		
1	Aruba 550W Port to Power Airflow AC Power Supply Unit for HPE <ul style="list-style-type: none"> <li>includes 1 x c13, 550w</li> </ul>	R9G19A
	Aruba 550W Port to Power Airflow AC Power Supply Unit for HPE <ul style="list-style-type: none"> <li>C13 PDU Jumper Cord (NA/MEX/TW/JP) (JL697A)</li> </ul>	R9G19A
	Aruba 550W Port to Power Airflow AC Power Supply Unit for HPE <ul style="list-style-type: none"> <li>C13 PDU Jumper Cord (ROW) (JL697A)</li> </ul>	R9G19A
	Aruba 550W Port to Power Airflow AC Power Supply Unit for HPE <ul style="list-style-type: none"> <li>HPE 2.3m C13 to NEMA 6-15P Pwr Cord(J9936A)</li> </ul>	R9G19A
	Aruba 550W Port to Power Airflow AC Power Supply Unit for HPE <ul style="list-style-type: none"> <li>No Localized Power Cord Selected. Use J9955A to obtain a Locking Plug Power Cord (L6-20P)</li> </ul>	R9G19A
1	Aruba 850W Port to Power Airflow AC Power Supply Unit for HPE <ul style="list-style-type: none"> <li>includes 1 x c13, 850w</li> </ul>	R9G25A
	Aruba 850W Port to Power Airflow AC Power Supply Unit for HPE <ul style="list-style-type: none"> <li>C13 PDU Jumper Cord (NA/MEX/TW/JP) (JL697A)</li> </ul>	R9G25A
	Aruba 850W Port to Power Airflow AC Power Supply Unit for HPE <ul style="list-style-type: none"> <li>C13 PDU Jumper Cord (ROW) (JL697A)</li> </ul>	R9G25A
	Aruba 850W Port to Power Airflow AC Power Supply Unit for HPE <ul style="list-style-type: none"> <li>HPE 2.3m C13 to NEMA 6-15P Pwr Cord(J9936A)</li> </ul>	R9G25A
	Aruba 850W Port to Power Airflow AC Power Supply Unit for HPE <ul style="list-style-type: none"> <li>No Localized Power Cord Selected. Use J9955A to obtain a Locking Plug Power Cord (L6-20P)</li> </ul>	R9G25A
1	Aruba 550W Power to Port Airflow AC Power Supply Unit for HPE <ul style="list-style-type: none"> <li>includes 1 x c13, 550w</li> </ul>	R9G18A
	Aruba 550W Power to Port Airflow AC Power Supply Unit for HPE <ul style="list-style-type: none"> <li>C13 PDU Jumper Cord (NA/MEX/TW/JP) (JL697A)</li> </ul>	R9G18A
	Aruba 550W Power to Port Airflow AC Power Supply Unit for HPE <ul style="list-style-type: none"> <li>C13 PDU Jumper Cord (ROW) (JL697A)</li> </ul>	R9G18A

## Aruba Data Center Networking Solution for HPE

	Aruba 550W Power to Port Airflow AC Power Supply Unit for HPE	R9G18A
	<ul style="list-style-type: none"> <li>• HPE 2.3m C13 to NEMA 6-15P Pwr Cord(J9936A)</li> </ul>	
	Aruba 550W Power to Port Airflow AC Power Supply Unit for HPE	R9G18A
	<ul style="list-style-type: none"> <li>• No Localized Power Cord Selected. Use J9955A to obtain a Locking Plug Power Cord (L6-20P)</li> </ul>	
1	Aruba 850W Power to Port Airflow AC Power Supply Unit for HPE	R9G24A
	<ul style="list-style-type: none"> <li>• includes 1 x c13, 850w</li> </ul>	
	Aruba 850W Power to Port Airflow AC Power Supply Unit for HPE	R9G24A
	<ul style="list-style-type: none"> <li>• C13 PDU Jumper Cord (NA/MEX/TW/JP) (JL697A)</li> </ul>	
	Aruba 850W Power to Port Airflow AC Power Supply Unit for HPE	R9G24A
	<ul style="list-style-type: none"> <li>• C13 PDU Jumper Cord (ROW) (JL697A)</li> </ul>	
	Aruba 850W Power to Port Airflow AC Power Supply Unit for HPE	R9G24A
	<ul style="list-style-type: none"> <li>• HPE 2.3m C13 to NEMA 6-15P Pwr Cord(J9936A)</li> </ul>	
	Aruba 850W Power to Port Airflow AC Power Supply Unit for HPE	R9G24A
	<ul style="list-style-type: none"> <li>• No Localized Power Cord Selected. Use J9955A to obtain a Locking Plug Power Cord (L6-20P)</li> </ul>	
	Aruba Port to Power Airflow Fan for HPE	R9G20A
	Aruba Power to Port Airflow Fan for HPE	R9G21A
	Aruba X412 1U Universal 2-post Rack Mount Kit	JL602A
	Aruba 1U Universal 4-post Rack Mount Kit for HPE	R9F57A
	Aruba Universal 4-post Duct Kit for HPE	R9F60A
	Aruba RJ45 to DB9 Console Cable for HPE	R9F58A

### Configuration Rules

#### Rule #

#### Description

1

Localization required on orders without B2B, B2C, B2E or AC3 options.

#### Notes:

- OCA Only: Required Custom Choice (Min1/Max1)
  - Switch/Router/Power Supply to PDU Power Cord - B2B in North America, Mexico, Taiwan, and Japan or B2C ROW. (OCA Default B2B or B2C for Rack Level CTO)
  - Switch/Router/Power Supply to Wall Power Cord - Localized Option (OCA Default for BTO)
  - High Volt Switch/Router/Power Supply to Wall Power Cord - B2E Option. (Offered only in North America, Mexico, Taiwan, and Japan)
  - No Power Cord - AC3 Option
- OCA Display **Notes:** Locking Power Cord (J9955A) L6-20P is available in the Accessories tab
- OCA Display **Notes:** 2 Power Supply is included with the Switch Bundle



---

## Aruba Data Center Networking Solution for HPE

### Software

#### NetEdit

##### NetEdit / Single Node Subscription for Data Center Solutions

Aruba NetEdit Single Node 1 year Subscription E-STU for HPE

R9G36AAE

Aruba NetEdit Single Node 3 year Subscription E-STU for HPE

R9G37AAE

#### Aruba Fabric Composer

##### Fabric Composer / Single Node Subscription for Data Center Solutions

Aruba Fabric Composer Device Management Service Tier 4 Switch 1 year Subscription E-STU for HPE

R9G26AAE

Aruba Fabric Composer Device Management Service Tier 4 Switch 3 year Subscription E-STU for HPE

R9G27AAE

Aruba Fabric Composer Device Management Service Tier 4 Switch 5 year Subscription E-STU for HPE

R9G28AAE

---



## Aruba Data Center Networking Solution for HPE

### Technical Specifications

	Aruba 8360v2-32Y4C MACsec Port-to- Power 3 Fans, 2 Power Supplies (R9G08A)	Aruba 8360v2-32Y4C MACsec Power-to-Port 3 Fans, 2 Power Supplies (R9G09A)	Aruba 8360v2-16Y2C Port-to-Power 3 Fans, 2 Power Supplies (R9G10A)	Aruba 8360v2-16Y2C Power-to-Port 3 Fans, 2 Power Supplies (R9G11A)	Aruba 8360-48Y6C v2 MACsec Front-to-Back 5 Fans, 2 AC Power Supplies (R9G22A)	Aruba 8360-48Y6C v2 MACsec Back-to-Front 5 Fans, 2 AC Power Supplies (R9G23A)
<b>I/O ports and slots</b>						
	8360-32Y4C up to 12 ports of 50G 28 ports of 1GbE/10GbE/25GbE (SFP/ SFP+/SFP28) 4 ports of 10GbE/25GbE (SFP+/SFP28) with MACsec 4 ports of 40GbE/100GbE (QSFP+/QSFP28) (optional 1GBASE-T SFP, 10GBASE-T SFP+ transceivers and 4x10G/25G breakout cables supported)		8360-16Y2C up to 8 ports of 50G 16 ports of 1GbE/10GbE/25GbE (SFP/SFP+/SFP28) 2 ports of 40GbE/100GbE (QSFP+/QSFP28) (optional 1GBASE-T SFP and 10GBASE-T SFP+ transceivers and 4x10G/25G breakout cables supported)		8360-48Y6C up to 22 ports of 50G 44 ports of 1GbE/10GbE/25GbE (SFP/SFP+/SFP28) 4 ports of 10GbE/25GbE (SFP+/SFP28) with MACsec 4 ports of 40GbE/100GbE (QSFP+/QSFP28) 2 ports of 40GbE/100GbE (QSFP+/QSFP28) with MACsec	
<b>Additional ports and slots</b>						
Power Supplies	2 field-replaceable and hot-swappable power supplies <sup>1</sup>					
Fans	3 field-replaceable and hot-swappable fans <sup>2</sup>			5 field-replaceable and hot-swappable fans <sup>2</sup>		
Management	RJ-45 serial and USB-C console; RJ-45 Ethernet port; USB-Type A					
<b>Physical characteristics</b>						
Physical Dimensions (HxWxD)	1.73in x 17.4in x 16.0in 44.0mm x 442.5mm x 406.4			1.73in x 17.4in x 22.0in 44.0mm x 442.5mm x 558.8		
Full configuration weight	18.05 lb 8.19 kg	17.00 lb (estim.) 7.71 kg (estim.)		23.65lb 10.73kgs		
<b>Memory and Processor</b>						
CPU	1.8 GHz 4-core 64-bit					
Memory, Drive and Flash	16GB RAM, 32GB Flash/Storage					
Packet Buffer	32MB					
<b>Performance</b>						
Switching Capacity	2.4Tbps		1.2Tbps		4.8Tbps	
MAC Address Table Size	212,992					
IPv4 Host Table	145,780					
IPv6 Host Table	145,780					
IPv4 Unicast Routes	606,977					
IPv6 Unicast Routes	630,784					
Maximum Number of Access Control List (ACL) Entries Ingress	IPv4 65,536, IPv6 16,384, MAC 65,536					



## Aruba Data Center Networking Solution for HPE

	Aruba 8360v2-32Y4C MACsec Port-to-Power 3 Fans, 2 Power Supplies (R9G08A)	Aruba 8360v2-32Y4C MACsec Power-to-Port 3 Fans, 2 Power Supplies (R9G09A)	Aruba 8360v2-16Y2C Port-to-Power 3 Fans, 2 Power Supplies (R9G10A)	Aruba 8360v2-16Y2C Power-to-Port 3 Fans, 2 Power Supplies (R9G11A)	Aruba 8360-48Y6C v2 MACsec Front-to-Back 5 Fans, 2 AC Power Supplies (R9G22A)	Aruba 8360-48Y6C v2 MACsec Back-to-Front 5 Fans, 2 AC Power Supplies (R9G23A)
<b>Performance</b>						
Maximum Number of Access Control List (ACL) Entries Egress	IPv4 8,192, IPv6 2,048, MAC 8,192					
Maximum VLANs	4,094					
IGMP Groups	7,000					
MLD Groups	7,000					
IPv4 Multicast Routes	7,000					
IPv6 Multicast Routes	7,000					
<b>Environment</b>						
Operating Temperature <sup>3</sup>	32°F to 113°F (0°C to 45°C) up to 5000 ft	32°F to 104°F (0°C to 40°C) up to 5000 ft	32°F to 113°F (0°C to 45°C) up to 5000 ft	32°F to 104°F (0°C to 40°C) up to 5000 ft	32°F to 113°F (0°C to 45°C) up to 5000 ft	32°F to 104°F (0°C to 40°C) up to 5000 ft
Operating Relative Humidity	15% to 95% relative humidity at 113°F (45°C), non-condensing	15% to 95% relative humidity at 104°F (40°C), non-condensing	15% to 95% relative humidity at 113°F (45°C), non-condensing	15% to 95% relative humidity at 104°F (40°C), non-condensing	15% to 95% relative humidity at 113°F (45°C), non-condensing	15% to 95% relative humidity at 104°F (40°C), non-condensing
Non-Operating Temperature	-40°C to 70°C (-40°F to 158°F) up to 4.6km (15,000 ft.)					
Non-Operating/Storage Relative Humidity	15% to 95% at 14.9°F (65°C) non-condensing					
Maximum Operating Altitude	Up to 10,000ft (3.048Km)					
Maximum Non-Operating Altitude	Up to 15,000ft (4.6Km)					
Primary Airflow	Power-to-Port (PwrToPrt) or Port-to-Power (PrtToPwr)				Front-to-Back (Frnt-to-Bck) or Back-to-Front (Bck-to-Front)	
BTU/hr	1,450	1,450	1,109	1,109	1,450	1,450
Acoustics <sup>4</sup>	LWAd = 6.3 Bel LpAm (Bystander) = 45.4 dB	LWAd = 6.4 Bel LpAm (Bystander) = 45.8 dB	LWAd = 6.0 Bel LpAm (Bystander) = 42.8 dB	LWAd = 6.0 Bel LpAm (Bystander) = 42.8 dB	LWAd = 6.3 Bel LpAm (Bystander) = 45.4 dB	LWAd = 6.4 Bel LpAm (Bystander) = 45.8 dB
<b>Electrical Characteristics</b>						
Frequency	47-63 Hz					
AC Voltage Current	7.1A for 100-127VAC 3.4A for 200-240VAC				100-127V/200-240V 10A (Low Voltage) / 5A (High Voltage)	
Power Consumption	Max: 425W Idle: 120W		Max: 325W Idle: 110W		230W Idle Power / 725W Max Power	

## Aruba Data Center Networking Solution for HPE

	Aruba 8360v2-32Y4C MACsec Port-to-Power 3 Fans, 2 Power Supplies (R9G08A)	Aruba 8360v2-32Y4C MACsec Power-to-Port 3 Fans, 2 Power Supplies (R9G09A)	Aruba 8360v2-16Y2C Port-to-Power 3 Fans, 2 Power Supplies (R9G10A)	Aruba 8360v2-16Y2C Power-to-Port 3 Fans, 2 Power Supplies (R9G11A)	Aruba 8360-48Y6C v2 MACsec Front-to-Back 5 Fans, 2 AC Power Supplies (R9G22A)	Aruba 8360-48Y6C v2 MACsec Back-to-Front 5 Fans, 2 AC Power Supplies (R9G23A)
<b>Regulatory</b>						
Compliance	Products comply with CE Markings according to directives 2014/30/EU (EMC) and 2014/35/EU (Safety)					
RoHS	EN 50581:2012					
<b>Safety</b>						
EU	EN 60950-1:2006 + A11:2009 + A1:2010 + A12:2011 + A2:2013 EN62368-1, Ed.2:2014					
North America	UL60950-1, CSA 22.2 No 60950-1					
Worldwide	IEC60950-1:2005 Ed.2 + Am 1:2009 + A2:2013 IEC 62368-1:2014					
<b>EMC</b>	EN 55024:2010+A2016/CISPR24:2015 EN55032:2015/CISPR 32, Class A EN55035:2017/CISPR 35 EN61000-3-2:2014, Class A EN61000-3-3:2013 FCC CFR 47 Part 15:2010, Class A ICES-003, Class A VCCI Class A CNS 13438 CNS 13438 Class A					
<b>Laser</b>						
Transceivers	EN60825-1:2014 / IEC 60825-1: 2014 Class 1 Class 1 Laser Products / Laser Klasse 1					
<b>Mounting</b>	Mounts in an EIA standard 19-inch rack or other equipment cabinet; horizontal surface mounting only; 2-post and 4-post mounting options available <sup>5</sup> ; air duct available for 4-post deployments and sold separately					



## Aruba Data Center Networking Solution for HPE

	Aruba 8360v2-48XT4C Port-to-Power 3 Fans, 2 Power Supplies (R9G12A)	Aruba 8360v2-48XT4C Power-to-Port 3 Fans, 2 Power Supplies (R9G13A)	Aruba 8360v2-12C Port-to-Power 3 Fans, 2 Power Supplies (R9G14A)	Aruba 8360v2-12C Power-to-Port 3 Fans, 2 Power Supplies (R9G15A)	Aruba 8360v2-24XF2C Port-to-Power 3 Fans, 2 Power Supplies (R9G16A)	Aruba 8360v2-24XF2C Power-to-Port 3 Fans, 2 Power Supplies (R9G17A)
<b>I/O ports and slots</b>						
	48 ports of 100M/1GbE/10GBASE-T 4 ports of 40GbE/100GbE (QSFP+/QSFP28)		12 ports of 40GbE/100GbE (QSFP+/QSFP28) (optional 4x10G/25G breakout cables supported)		24 ports of 1GbE/10GbE (SFP/SFP+) 2 ports of 40GbE/100GbE (QSFP+/QSFP28) (optional 1GBASE-T SFP and 10GBASE-T SFP+ transceivers and 4x10G/25G breakout cables supported)	
<b>Additional ports and slots</b>						
Power Supplies	2 field-replaceable and hot-swappable power supplies <sup>6</sup>					
Fans	3 field-replaceable and hot-swappable fans <sup>7</sup>					
Management	RJ-45 serial and USB-C console; RJ-45 Ethernet port; USB-Type A					
<b>Physical characteristics</b>						
Physical Dimensions (HxWxD)	1.73in x 17.4in x 16.0in 44.0mm x 442.5mm x 406.4					
Full configuration weight	18.85 lb. 8.55 kg		17.65 lb 8.01 kg		17.8 lb 8.07 kg	
<b>Memory and Processor</b>						
CPU	1.8 GHz 4-core 64-bit					
Memory, Drive and Flash	16GB RAM, 32GB Flash/Storage					
Packet Buffer	32MB					
<b>Performance</b>						
Switching Capacity	1.76Tbps		2.4Tbps		880Gbps	
MAC Address Table Size	212,992					
IPv4 Host Table	145,780					
IPv6 Host Table	145,780					
IPv4 Unicast Routes	606,977					
IPv6 Unicast Routes	630,784					
Maximum Number of Access Control List (ACL) Entries Ingress	IPv4 65,536, IPv6 16,384, MAC 65,536					

## Aruba Data Center Networking Solution for HPE

	Aruba 8360v2-48XT4C Port-to-Power 3 Fans, 2 Power Supplies (R9G12A)	Aruba 8360v2-48XT4C Power-to-Port 3 Fans, 2 Power Supplies (R9G13A)	Aruba 8360v2-12C Port-to-Power 3 Fans, 2 Power Supplies (R9G14A)	Aruba 8360v2-12C Power-to-Port 3 Fans, 2 Power Supplies (R9G15A)	Aruba 8360v2-24XF2C Port-to-Power 3 Fans, 2 Power Supplies (R9G16A)	Aruba 8360v2-24XF2C Power-to-Port 3 Fans, 2 Power Supplies (R9G17A)
<b>Performance</b>						
Maximum Number of Access Control List (ACL) Entries Egress	IPv4 8,192, IPv6 2,048, MAC 8,192					
Maximum VLANs	4,094					
IGMP Groups	7,000					
MLD Groups	7,000					
IPv4 Multicast Routes	7,000					
IPv6 Multicast Routes	7,000					
<b>Environment</b>						
Operating Temperature <sup>8</sup>	32°F to 113°F (0°C to 45°C) up to 5000 ft	32°F to 104°F (0°C to 40°C) up to 5000 ft	32°F to 113°F (0°C to 45°C) up to 5000 ft	32°F to 104°F (0°C to 40°C) up to 5000 ft	32°F to 113°F (0°C to 45°C) up to 5000 ft	32°F to 104°F (0°C to 40°C) up to 5000 ft
Operating Relative Humidity	15% to 95% relative humidity at 113°F (45°C), non-condensing	15% to 95% relative humidity at 104°F (40°C), non-condensing	15% to 95% relative humidity at 113°F (45°C), non-condensing	15% to 95% relative humidity at 104°F (40°C), non-condensing	15% to 95% relative humidity at 113°F (45°C), non-condensing	15% to 95% relative humidity at 104°F (40°C), non-condensing
Non-Operating Temperature	-40°C to 70°C (-40°F to 158°F) up to 4.6km (15,000 ft.)					
Non-Operating/Storage Relative Humidity	15% to 95% at 149°F (65°C) non-condensing					
Maximum Operating Altitude	Up to 10,000ft (3.048Km)					
Maximum Non-Operating Altitude	Up to 15,000ft (4.6Km)					
Primary Airflow	Port-to-Power (PrtToPwr)	Power-to-Port (PwrToPrt)	Port-to-Power (PrtToPwr)	Power-to-Port (PwrToPrt)	Port-to-Power (PrtToPwr)	Power-to-Port (PwrToPrt)
BTU/hr	1,706	1,706	1,280	1,280	1,280	1,280
Acoustics <sup>9</sup>	LWAd = 6.7 Bel LpAm (Bystander) = 48.7 dB	LWAd = 6.5 Bel LpAm (Bystander) = 47.6 dB	LWAd = 6.3 Bel LpAm (Bystander) = 46.7 dB	LWAd = 6.2 Bel LpAm (Bystander) = 45.3 dB	LWAd = 6.0 Bel LpAm (Bystander) = 42.6 dB	LWAd = 6.2 Bel LpAm (Bystander) = 44.4 dB
<b>Electrical Characteristics</b>						
Frequency	47-63 Hz					
AC Voltage Current	7.1A for 100-127VAC 3.4A for 200-240VAC					
Power Consumption	Max: 500W Idle: 120W		Max: 375W Idle: 120W		Max: 375W Idle: 120W	



## Aruba Data Center Networking Solution for HPE

	Aruba 8360v2-48XT4C Port-to-Power 3 Fans, 2 Power Supplies (R9G12A)	Aruba 8360v2-48XT4C Power-to-Port 3 Fans, 2 Power Supplies (R9G13A)	Aruba 8360v2-12C Port-to-Power 3 Fans, 2 Power Supplies (R9G14A)	Aruba 8360v2-12C Power-to-Port 3 Fans, 2 Power Supplies (R9G15A)	Aruba 8360v2-24XF2C Port-to-Power 3 Fans, 2 Power Supplies (R9G16A)	Aruba 8360v2-24XF2C Power-to-Port 3 Fans, 2 Power Supplies (R9G17A)
<b>Regulatory</b>						
Compliance	Products comply with CE Markings according to directives 2014/30/EU (EMC) and 2014/35/EU (Safety)					
RoHS	EN 50581:2012					
<b>Safety</b>						
EU	EN 60950-1:2006 + A11:2009 + A1:2010 + A12:2011 + A2:2013 EN62368-1, Ed.2:2014					
North America	UL/CUL 69050-1: 2nd Edition UL/CUL 63268-1:2014 UL60950-1, CSA 22.2 No 60950-1					
Worldwide	IEC60950-1:2005 Ed.2 + Am 1:2009 + A2:2013 IEC 62368-1:2014					
<b>EMC</b>	EN 55024:2010+A2016/CISPR24:2015 EN55032:2015/CISPR 32, Class A EN55035:2017/CISPR 35 EN61000-3-2:2014, Class A EN61000-3-3:2013 FCC CFR 47 Part 15:2010, Class A ICES-003, Class A VCCI Class A CNS 13438 CNS 13438 Class A					
<b>Laser</b>						
Transceivers	EN60825-1:2014 / IEC 60825-1: 2014 Class 1 Class 1 Laser Products / Laser Klasse 1					
<b>Mounting</b>	Mounts in an EIA standard 19-inch rack or other equipment cabinet; horizontal surface mounting only; 2-post and 4-post mounting options available <sup>10</sup> ; air duct available for 4-post deployments and sold separately					




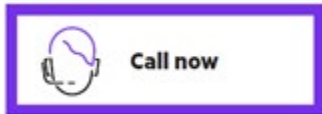
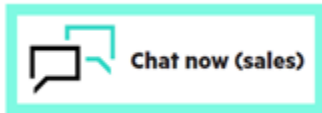
## Summary of Changes

<b>Date</b>	<b>Version History</b>	<b>Action</b>	<b>Description of Change</b>
07-Nov-2022	Version 7	Changed	Standard Features and Configuration Information sections were updated.
03-Oct-2022	Version 6	Changed	Configuration Information section was updated.
01-Aug-2022	Version 5	Changed	Configuration Information section was updated.
06-Jun-2022	Version 4	Changed	Configuration Information section was updated.
02-May-2022	Version 3	Changed	Configuration Information, Technical Specifications, and Aruba Data Center Networking Solution for HPE sections were updated.
04-Apr-2022	Version 2	Changed	Overview, Standard Features, Configuration Information, and Technical Specifications sections were updated. New Aruba Data Center Networking Solution for HPE section was added to QuickSpecs
06-Dec-2021	Version 1	New	New QuickSpecs



## Copyright

Make the right purchase decision.  
Contact our presales specialists.



© Copyright 2022 Hewlett Packard Enterprise Development LP. The information contained herein is subject to change without notice. The only warranties for Hewlett Packard Enterprise products and services are set forth in the express warranty statements accompanying such products and services. Nothing herein should be construed as constituting an additional warranty. Hewlett Packard Enterprise shall not be liable for technical or editorial errors or omissions contained herein.

To learn more, visit: <http://www.hpe.com/networking>

a50004274enw - 16878 - Worldwide - V7 - 07-November-2022