

Owner's Manual

USB-C® Dual-Monitor Docking Station with PD Charging, 4K 60 Hz, EU/UK Power Supply

Model: U442-DOCK21BINT

USB Type-C® and USB-C® are registered trademarks of USB Implementers Forum

Este guía está disponible en español en la página de Tripp Lite:
tripplite.com/support

Ce guide est disponible en français sur le site Web de Tripp Lite :
tripplite.com/support

Русскоязычная версия настоящего краткого руководства представлена
на веб-сайте компании Tripp Lite по адресу: tripplite.com/support

Dieses Handbuch ist in deutscher Sprache auf der
Tripp Lite-Website verfügbar: tripplite.com/support

WARRANTY REGISTRATION

Register your product today and be
automatically entered to win an ISOBAR®
surge protector in our monthly drawing!

tripplite.com/warranty

The logo for Tripp Lite, featuring the brand name in a bold, italicized, sans-serif font. The text is centered between two horizontal lines. The word "TRIPP" is on the left and "LITE" is on the right, separated by a dot. The entire logo is enclosed within a stylized circular graphic element that resembles a power plug or a dock connector.

1111 W. 35th Street, Chicago, IL 60609 USA • tripplite.com/support

Copyright © 2022 Tripp Lite. All rights reserved.

Product Features

- Supports DisplayPort resolutions up to 5K (5120 x 2880) @ 60 Hz when two DP cables are connected to one display simultaneously, or 4K (4096 x 2160) @ 60 Hz when one DP cable is connected to a display
- Supports HDMI resolutions up to 4K (4096 x 2160) @ 60 Hz*
- Dedicated USB-A charging port provides up to 5V 1.5A of fast charging power to mobile devices and 2.4A to Apple® devices
- USB-C PD 2.0 charging port provides up to 85W of power to the connected device
- Ethernet port supports true Gigabit 10/100/1000 Mbps network speeds
- USB 3.2 Gen 1 Type-A ports support data transfer rates up to 5 Gbps and are ideal for connecting devices such as a keyboard, mouse, printer, flash drive or hard drive
- Thunderbolt™ 3 compatible

* Depending on the display used, TVs connected to the HDMI ports will only support maximum resolutions of 3840 x 2160 @ 30 Hz

Package Includes

- U442-DOCK21BINT
- USB 3.2 Gen 2 C-to-C Cable with C-to-A Adapter – 1 m
- External Power Supply (Input: 100-240V) with BS 1363 UK and CEE 7/8 EU Power Cords
- Owner's Manual

Optional Accessories


- P569-Series High-Speed HDMI Cables
- N201-Series Cat6 Gigabit Snagless Patch Cables
- M100-Series USB-A to Lightning (M/M) Cables
- P580-Series DisplayPort Cables with Latches
- U322-Series USB 3.2 A to B Cables

System Requirements

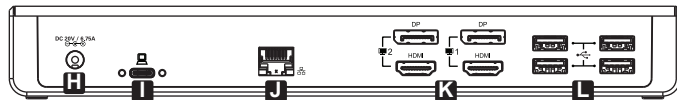
- Windows® or macOS® Operating System

Product Overview

Front:



Back:



Item	Description
A	Power On/Off Button
B	Power LED - Illuminates blue when the unit is powered
C	USB Connection LED - Illuminates green when USB is connected
D	USB-C Port
E	USB 3.2 Gen 1 Type-A Port - 7.5W Charging
F	Headphone/Speakers Jack
G	Microphone Jack
H	DC Power Jack
I	USB-C Port
J	RJ45 Ethernet Port
K	DisplayPort and HDMI Ports
L	USB 3.2 Gen 1 Type-A Ports

Installation

Prior to Installation - for Windows operating systems only:

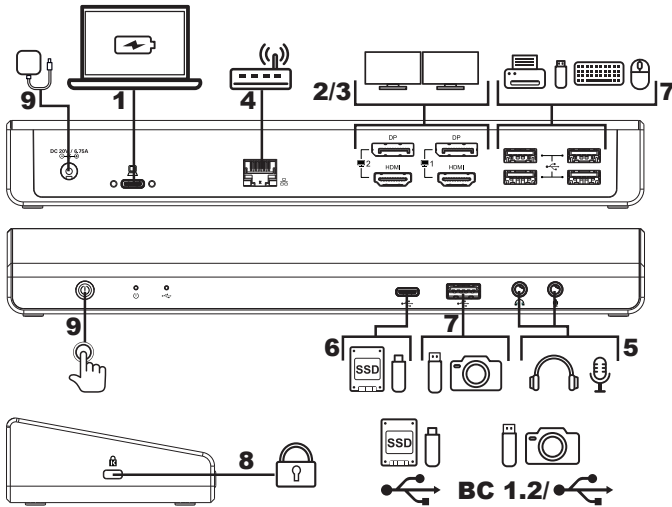
DisplayLink drivers are required for both video and audio functions when using Windows OS. The drivers can be downloaded from www.displaylink.com/downloads. Once the drivers are successfully installed, restart the host computer.

Notes:

- *The U442-DOCK21BINT is able to recognize USB peripherals, such as a mouse, keyboard or flash drive, without DisplayLink drivers installed on the host PC or laptop running Windows.*
- *Mac operating systems do not require the drivers. In the event a macOS driver is needed, the drivers can be downloaded from displaylink.com/downloads.*

Installation

Installation



Installation

1. Connect the host computer or laptop to the U442-DOCK21BINT using the included USB-C to C cable. Use the USB-A to C adapter if necessary.

Note: *Your source device will only charge when using a USB-C to C cable.*

2. Connect a DisplayPort- or HDMI-compliant display to Video Port 1 with a user-supplied cable, such as Tripp Lite's P580-Series DisplayPort cables or Tripp Lite's P569-Series HDMI cables.

Note: *Only one display can be connected to each Video Port. If two displays are connected, DisplayPort will be displayed as the default.*

3. Repeat Step 2 for Video Port 2.

Notes:

Depending on the display used, TVs connected to the HDMI ports will only support maximum resolutions of 3840 x 2160 @ 30 Hz.

5K resolution is achieved by connecting the two DisplayPort output video ports to one display simultaneously. When the DisplayPort video ports are connected to their own displays, they will support 4K resolutions up to 4096 x 2160 @ 60 Hz.

4. Connect to a wired Gigabit LAN using Tripp Lite's N201-Series Cat6 Cable (sold separately) if Wi-Fi signals are weak or unavailable.
5. Connect headphones and a microphone to the available 3.5 mm ports.

Note: *If no sound is output, the audio output source must be changed to USB audio.*

Installation

6. Connect a USB-C device to the USB-C port.
7. Connect up to five USB Type-A devices, such as a keyboard, mouse, flash drive or printer.
8. **(Optional)** Lock and secure your U442-DOCK21BINT docking station to your desk using the K-LOCK port located on the side of the unit.
9. Connect the included power supply to the docking station, and power on the unit using the power button located to the left of the DC port.

Specifications

Input	USB-C
Output	(x2) HDMI
	(x2) DisplayPort
	RJ45
	(x5) USB 3.2 Gen 1 Type-A
	USB-C
	(x2) 3.5 mm
Video*	DisplayPort (Single): 4096 x 2160 @ 60 Hz DisplayPort (Dual): 5120 x 2880 @ 60 Hz HDMI: 4096 x 2160 @ 60 Hz
Audio (3.5 mm)	2.1 Channel Sound
Ethernet (RJ45)	10/100/1000 Mbps
Power Supply	Input: 100-240V 50/60 Hz, 1.8A Output: 20V 6.75A
DisplayPort Specification	1.2
HDMI Specification	2.0
PD Charging Version	PD 2.0 up to 85W (20/15/9/5V @ 4.25A)
BC 1.2 Compliant	Yes
Operating Temperature	32°F to 104°F (0°C to 40°C)
Storage Temperature	-4°F to 158°F (-20°C to 70°C)

*Connection options: DisplayPort and DisplayPort, HDMI and HDMI, DisplayPort and HDMI.

Warranty & Product Registration

1-Year Limited Warranty

Tripp Lite warrants its products to be free from defects in materials and workmanship for a period of one (1) year from the date of initial purchase. Tripp Lite's obligation under this warranty is limited to repairing or replacing (at its sole option) any such defective products. To obtain service under this warranty, you must obtain a Returned Material Authorization (RMA) number from Tripp Lite or an authorized Tripp Lite service center. Products must be returned to Tripp Lite or an authorized Tripp Lite service center with transportation charges prepaid and must be accompanied by a brief description of the problem encountered and proof of date and place of purchase. This warranty does not apply to equipment, which has been damaged by accident, negligence or misapplication or has been altered or modified in any way.

EXCEPT AS PROVIDED HEREIN, Tripp Lite MAKES NO WARRANTIES, EXPRESS OR IMPLIED, INCLUDING WARRANTIES OF MERCHANTABILITY AND FITNESS FOR A PARTICULAR PURPOSE. Some states do not permit limitation or exclusion of implied warranties; therefore, the aforesaid limitation(s) or exclusion(s) may not apply to the purchaser.

EXCEPT AS PROVIDED ABOVE, IN NO EVENT WILL Tripp Lite BE LIABLE FOR DIRECT, INDIRECT, SPECIAL, INCIDENTAL OR CONSEQUENTIAL DAMAGES ARISING OUT OF THE USE OF THIS PRODUCT, EVEN IF ADVISED OF THE POSSIBILITY OF SUCH DAMAGE. Specifically, Tripp Lite is not liable for any costs, such as lost profits or revenue, loss of equipment, loss of use of equipment, loss of software, loss of data, costs of substitutes, claims by third parties, or otherwise.

PRODUCT REGISTRATION

Visit tripplite.com/warranty today to register your new Tripp Lite product. You'll be automatically entered into a drawing for a chance to win a FREE Tripp Lite product!

** No purchase necessary. Void where prohibited. Some restrictions apply. Open to U.S. residents only. See tripplite.com for details.

Warranty & Product Registration

FCC Notice, Class B

This device complies with part 15 of the FCC Rules. Operation is subject to the following two conditions: (1) This device may not cause harmful interference, and (2) this device must accept any interference received, including interference that may cause undesired operation.

Note: This equipment has been tested and found to comply with the limits for a Class B digital device, pursuant to part 15 of the FCC Rules. These limits are designed to provide reasonable protection against harmful interference in a residential installation. This equipment generates, uses and can radiate radio frequency energy and, if not installed and used in accordance with the instructions, may cause harmful interference to radio communications. However, there is no guarantee that interference will not occur in a particular installation. If this equipment does cause harmful interference to radio or television reception, which can be determined by turning the equipment off and on, the user is encouraged to try to correct the interference by one or more of the following measures:

- Reorient or relocate the receiving antenna.
- Increase the separation between the equipment and receiver.
- Connect the equipment into an outlet on a circuit different from that to which the receiver is connected.
- Consult the dealer or an experienced radio/TV technician for help.

Any changes or modifications to this equipment not expressly approved by Tripp Lite could void the user's authority to operate this equipment.

WEEE Compliance Information for Tripp Lite Customers and Recyclers (European Union)



Under the Waste Electrical and Electronic Equipment (WEEE) Directive and implementing regulations, when customers buy new electrical and electronic equipment from Tripp Lite they are entitled to:

- Send old equipment for recycling on a one-for-one, like-for-like basis (this varies depending on the country)
- Send the new equipment back for recycling when this ultimately becomes waste

Warranty & Product Registration

Use of this equipment in life support applications where failure of this equipment can reasonably be expected to cause the failure of the life support equipment or to significantly affect its safety or effectiveness is not recommended.

Tripp Lite has a policy of continuous improvement. Specifications are subject to change without notice. Photos and illustrations may differ slightly from actual products.



1111 W. 35th Street, Chicago, IL 60609 USA • tripplite.com/support