



**ThinkSystem SR250 V2  
Type 7D7Q and 7D7R  
Quick Start**

Your shipping box contains the following items:

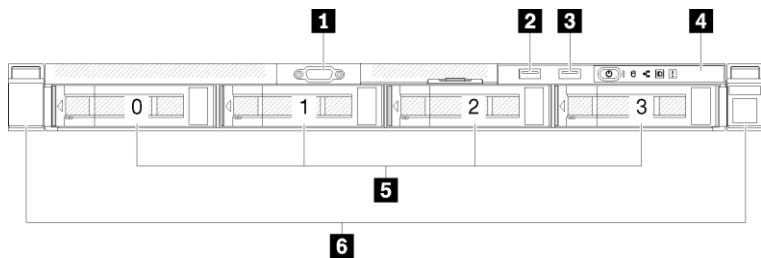
- SR250 V2
- Material box, including printed documentation

If any item is missing or damaged, contact your place of purchase. Ensure that you retain your proof of purchase and packing material. They might be required to receive warranty service.

**First glance**

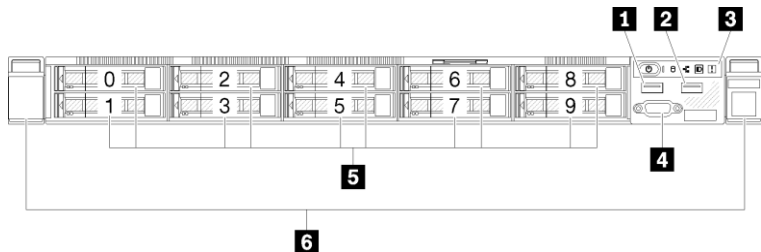
Server front view:

- Four 3.5-inch drives model



<b>1</b> VGA connector (optional)	<b>4</b> Front operator panel
<b>2</b> USB 2.0 connector	<b>5</b> Four 3.5-inch drive bays (0-3)
<b>3</b> USB 3.2 Gen 1 connector	<b>6</b> Rack release latches

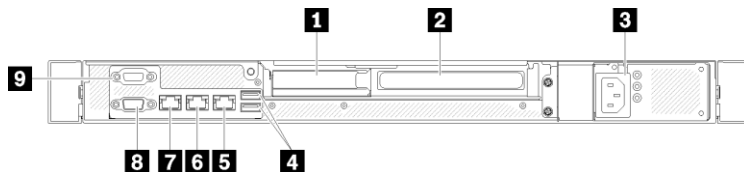
- Ten 2.5-inch hot-swap drives model



<b>1</b> USB 2.0 connector	<b>4</b> VGA connector (optional)
<b>2</b> USB 3.2 Gen 1 connector	<b>5</b> Ten 2.5-inch hot-swap drive bays (0-9)
<b>3</b> Front operator panel	<b>6</b> Rack release latches

Server rear view:

- Fixed power supply model



<b>1</b> PCIe slot 1	<b>6</b> Ethernet connector 1 (shared with XCC network port)
<b>2</b> PCIe slot 2	<b>7</b> Dedicated XClarity Controller (XCC) network connector
<b>3</b> Power connector	<b>8</b> VGA connector
<b>4</b> USB 3.2 Gen 2 connectors	<b>9</b> Serial connector
<b>5</b> Ethernet connector 2	

**Note 1:** For the rear view of the redundant power supply model, there are two power connectors on your server.

**Note 2:** Depending on the configuration, the illustrations above might differ slightly from your server.

**Setting up the System**

1. Install the required server components.
2. Install the server into the rack.  
See the *Rack Installation Guide* provided with the rail kit.
3. Connect the cables.
4. Connect the management controller to the network.
5. Power on the server.
6. Configure the system.

For detailed information about installing hardware options and configuring the system, see the following website:

<http://thinksystem.lenovofiles.com/help/topic/sr250-v2/introduction.html>



# Technical specifications

## Dimensions and weight

- Height: 43 mm (1.7 inches)
- Width: 435 mm (17.1 inches)
  - With rack handles: 482 mm (18.98 inches)
  - Without rack handles: 435 mm (17.1 inches)
- Depth: 545 mm (21.5 inches)

Note: The depth is measured from the front mounting flange of the rack to the rear of the server.
- Weight (depending upon configuration):
  - Maximum: 12.3 kg (27.1 lbs)

## Processor

Your server comes with one Intel® multi-core processor from Pentium® or Xeon® E processor family.











## Memory

- Minimum: 8 GB
- Maximum: 128 GB
- DIMM types:
  - ThinkSystem 8GB TruDDR4 3200 MHz (1Rx8, 1.2V) ECC UDIMM
  - ThinkSystem 16GB TruDDR4 3200MHz (2Rx8, 1.2V) ECC UDIMM
  - ThinkSystem 32GB TruDDR4 3200MHz (2Rx8, 1.2V) ECC UDIMM
- Slots: Four DIMM slots

## Node expansion bays (depending on the model)

- 2.5-inch models:
  - Supports up to eight hot-swap SAS/SATA drive bays.
  - Supports up to ten hot-swap SAS/SATA drive bays.
- 3.5-inch models:
  - Supports up to four simple-swap SATA drive bays.
  - Supports up to three simple-swap SATA drive bays and one NVMe drive bay.
  - Supports up to four hot-swap SAS/SATA drive bays.

## Where to go for support

Link	QR Code
 Lenovo Press (Product guides and white papers)  <a href="https://lenovopress.com/">https://lenovopress.com/</a>	
 Lenovo Datacenter Systems Forums  <a href="https://forums.lenovo.com/t5/Datacenter-Systems/ct-p/sv_eg">https://forums.lenovo.com/t5/Datacenter-Systems/ct-p/sv_eg</a>	
 Lenovo Support – SR250 V2 (including drivers and software)  <a href="http://datacentersupport.lenovo.com/products/servers/thinksystem/sr250v2">http://datacentersupport.lenovo.com/products/servers/thinksystem/sr250v2</a>	
 Lenovo Product Security Advisories  <a href="http://support.lenovo.com/us/en/product_security/home">http://support.lenovo.com/us/en/product_security/home</a>	
 Lenovo Server Proven (Compatibility information)  <a href="https://static.lenovo.com/us/en/serverproven/index.shtml">https://static.lenovo.com/us/en/serverproven/index.shtml</a>	

Second Edition (April 2022)

© Copyright Lenovo 2022.

LIMITED AND RESTRICTED RIGHTS NOTICE: If data or software is delivered pursuant to a General Services Administration (GSA) contract, use, reproduction, or disclosure is subject to restrictions set forth in Contract No. GS-35F-05925.