

# HS-264

Intel® Celeron® 2.5GbE 2-bay NAS

## Sleek and silent



N5105 4-core



FANLESS



2 x HDMI  
up to 2.0



2.5GbE x 2



4K output





# S i l e n c e

---

F i t s y o u r h o m e

HS-264 adopts a new and elegant appearance, with a fan less design and a metal hairline upper cover, which is both beautiful and heat dissipation, no longer have to worry about the fan being filled with dust or malfunctioning.



# QTS 5.0 + Linux Kernel 5.10

In order to provide the best performance, the HS-264 is equipped with QTS 5.0 and uses the new Linux kernel 5.10 to unleash the potential of the Intel® Celeron® N5105. QTS 5.0 optimizes overall system performance and enhances the versatility of the HS-264

**AES-NI encryption**  
Volume & folder support

**N5105**  
Jasper Lake




**GPU** up to 800 MHz  
UHD Graphics

**4-core**  
4-thread

**2.9GHz**  
Burst

# Front view of HS-264

## Light weight and minimalist design



Power/status indicator

Hidden IR receiver

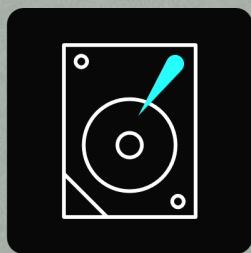
- Optional RM-IR004 remote control






# 2 Bays HDD/SSD

The new HS-264 has 2 built-in SATA 6Gbps hard drive bays, in addition to supporting large-capacity mechanical hard drive HDD, it can also support 2.5" solid state drive SSD to balance performance and capacity.



HDD for  
high capacity



SSD for performance  
and silence

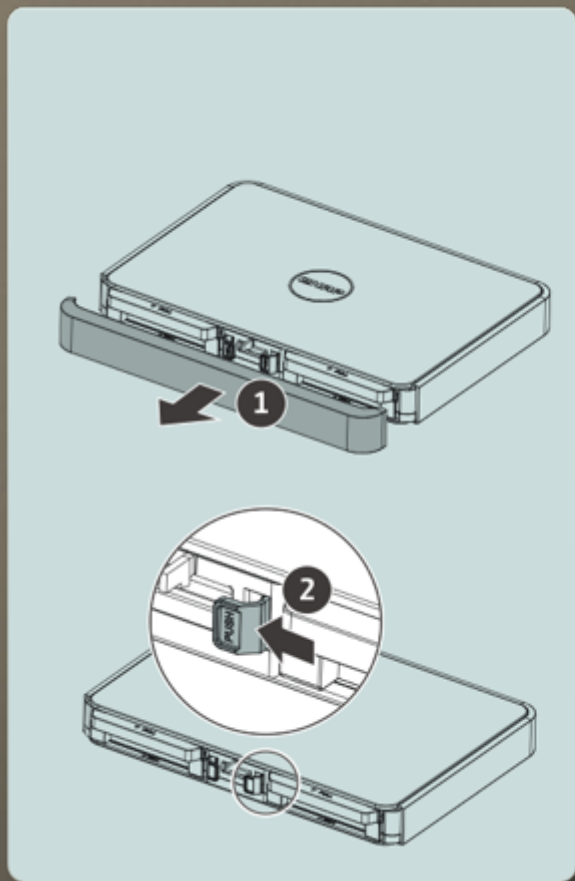


SATA 6Gb/s

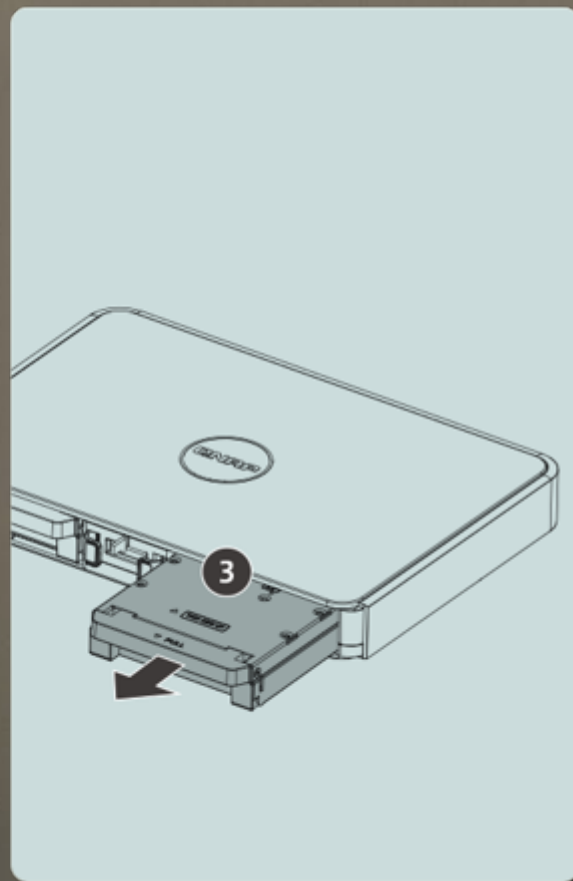


# Easily install 2.5" or 3.5" HDD or SSD

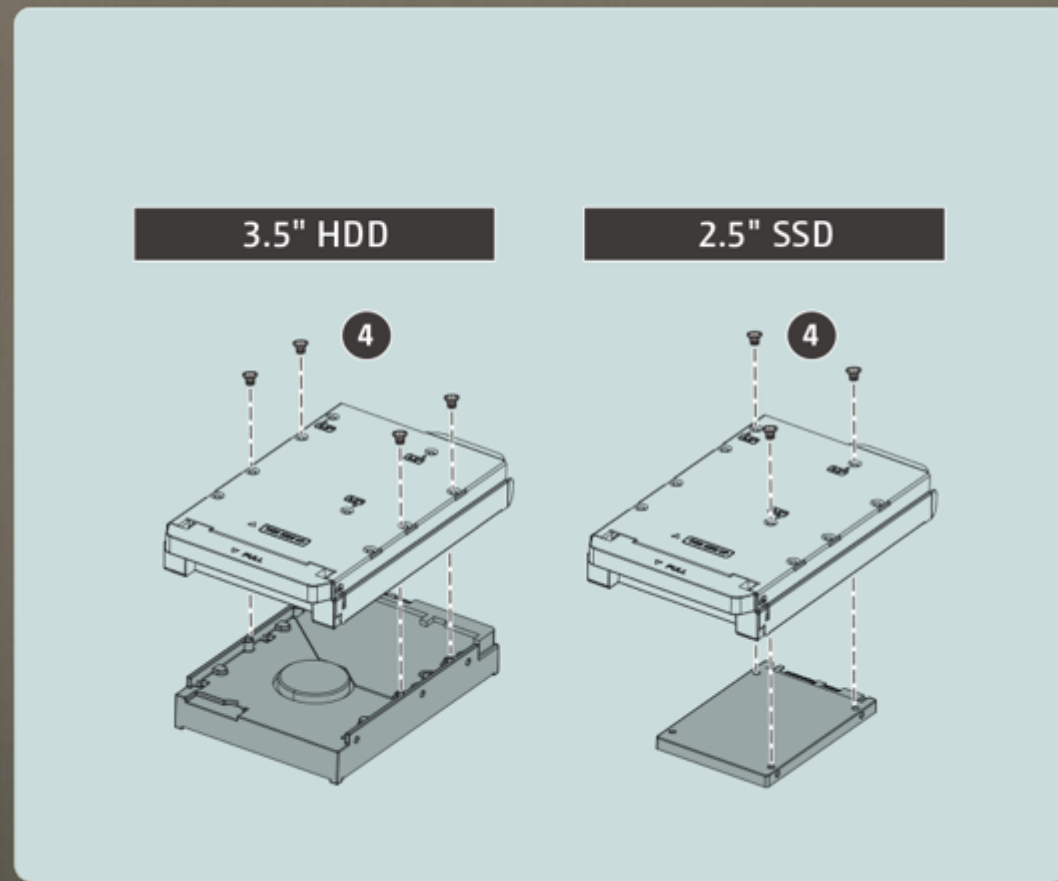
1. Remove the front cover



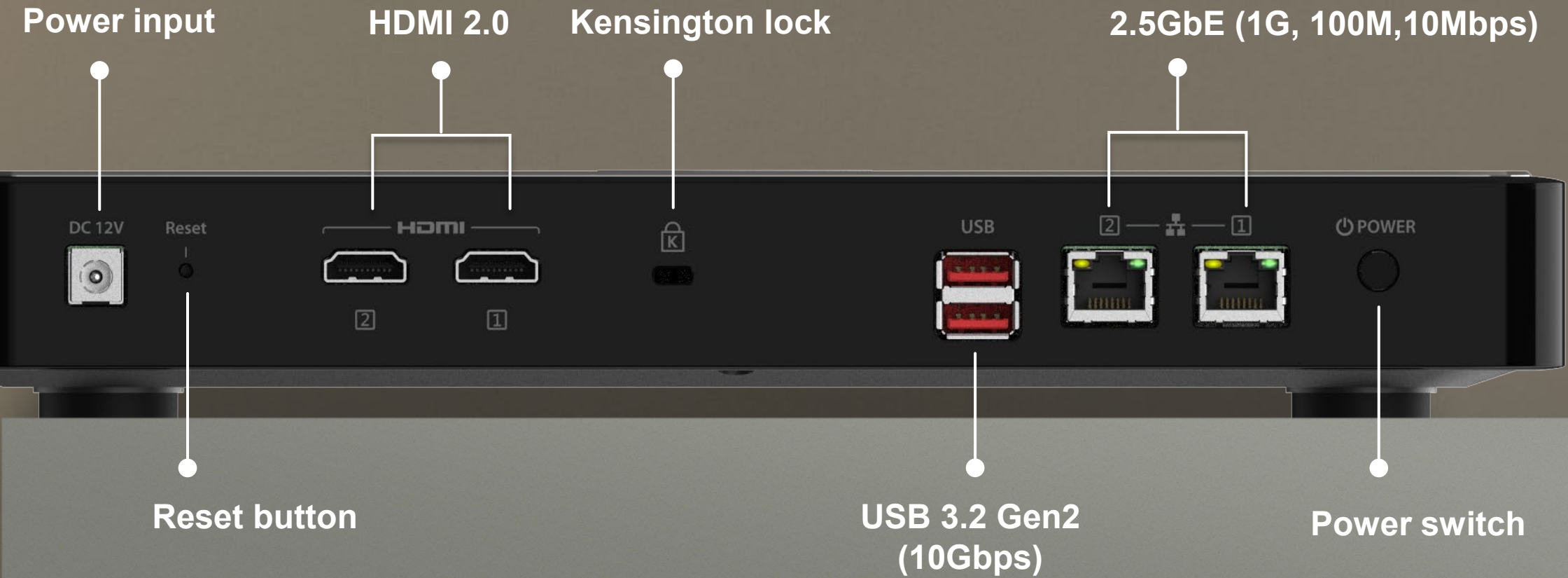
2. Pull out the hard drive tray



3. Use the corresponding screws to install the disk




# HS-264 rear view

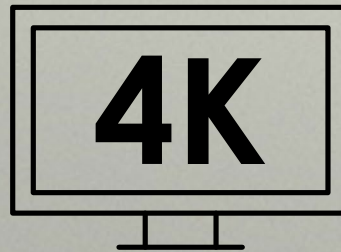




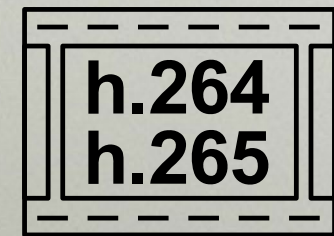
# High-performance GPU with two HDMI outputs and up to 4K 60Hz resolution



New Graphic process unit  
Intel UHD Graphics



Support up to 4K @60Hz  
HDMI outputs



Support h.264/265  
hardware transcoding



# Specifications

<b>Ordering P/N</b>	<b>HS-264-8G</b>
CPU	Intel Celeron N5105; quad-core, up to 2.9GHz
Graphics	Intel UHD Graphics (up to 4K output & transcoding)
Memory	8GB not expandable
Drive bays	2 x 2.5"/3.5" HDD/SSD SATA III 6Gbps
Ethernet	2 x 2.5G NBASE-T
USB	2 x USB 3.2 Gen 2 (10Gbps); Type-A
IR receiver	Support (Optional RM-IR004)
Kensington	Support
Power	External adapter 60W; 100-240VAC

# 2.5GbE provides nearly 295MB/s performance, much faster than 1GbE

295

Download (MB/s)

295

Upload (MB/s)

Windows File Transfer

Test environment :

PC:

CPU AMD EPYC 8-core CPU;  
64GB Memory; Windows 10 Pro

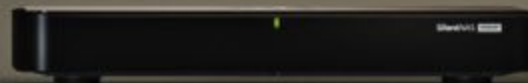
NAS:

HS-264-8G

2 x Samsung 870 EVO 250GB  
SSD; RAID0

# LIVE DEMO

H S - 2 6 4





# HS-264 available soon!

Comes with **2-year standard warranty**, extend up to 5-year warranty

Warranty P/N:

EXTW-GREEN-3Y (For extra 3-year warranty)



# New QTS 5.0

Faster, easier and more secure  
Support QVPN / WireGuard VPN

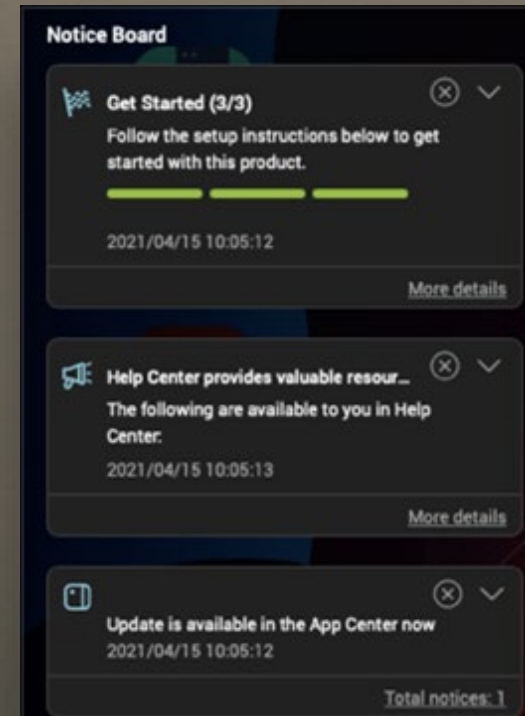


# QTS 5.0 with Linux Kernel 5.10 improve security & optimize the user interface

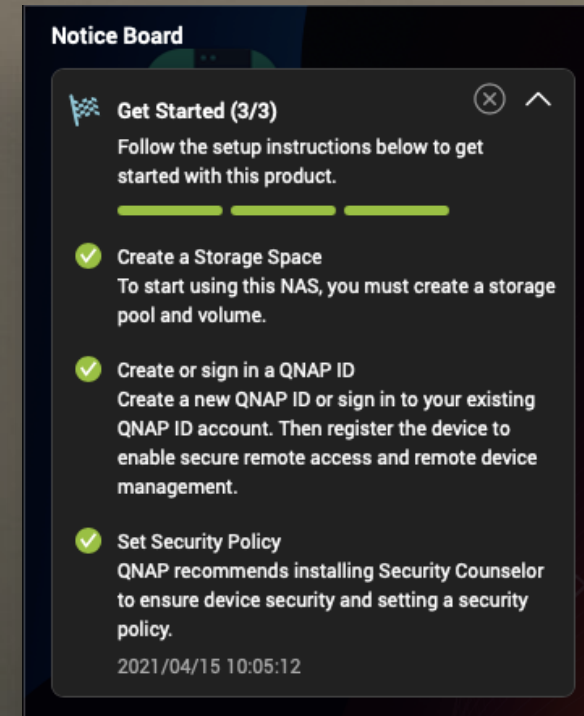
Simplified OOB installation steps & optimized user interface



Group notification



Guide





# QVPN 、 QuWAN Mesh VPN

## Offers a variety of VPN solutions



### QuWAN Mesh VPN

QuWAN SD-WAN supports IPsec VPN, allowing QNAP NAS and VMware Hypervisor platforms to build auto Mesh VPN networks for highly secure multi-site connections.

Learn more: [QuWAN SD-WAN](#)



### QVPN

Establish a VPN connection to a remote NAS and access its content/services from computers and mobile phones. You can also use the NAS as a VPN server through QVPN.

Learn more: [QVPN](#)

# QTS 5.0 built in WireGuard VPN

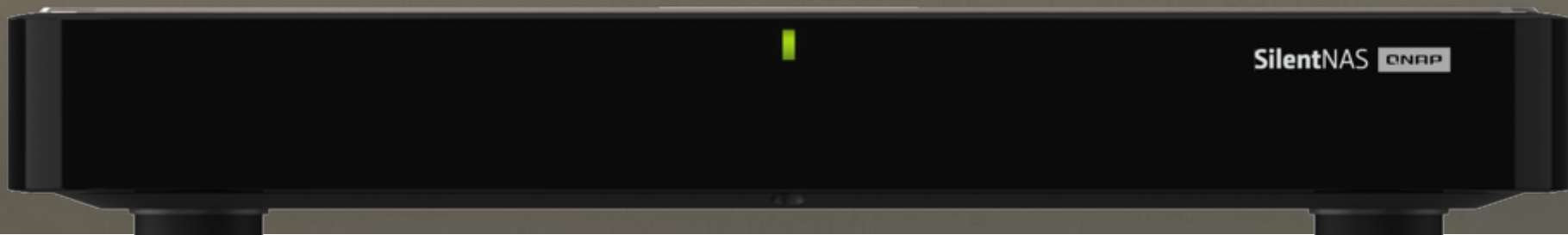
- The new QVPN's WireGuard VPN is lighter, easier to set up, supports multiple user platforms, and greatly improves the speed. It is an essential tool for individual users to work from home.
- Connecting to a NAS is safer and more convenient.





# File Management

QTS provides a variety of APPs to help you manage various files in the NAS

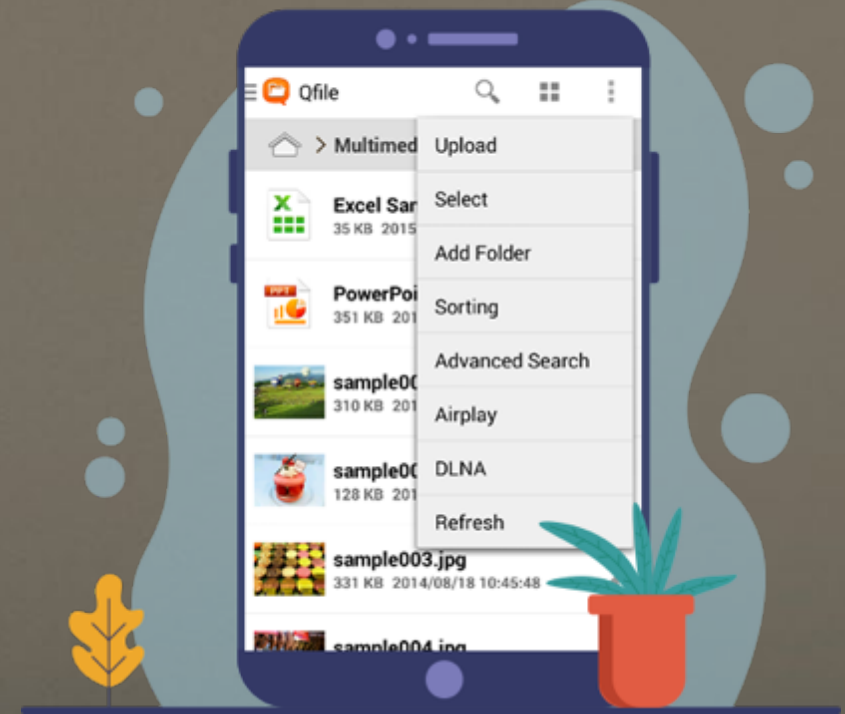
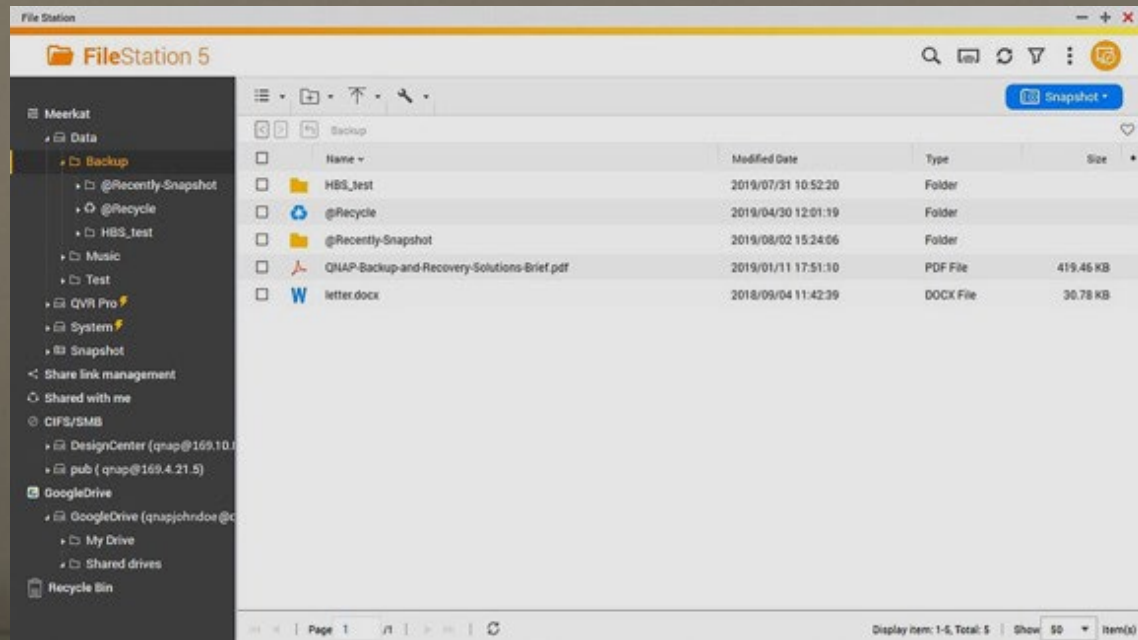




# File Station – Multifunctional file browser



File Station not only allows you to manage the files stored in the NAS, but also the files on the cloud space can be easily managed. Through simple and intuitive operations, you can quickly upload files from devices such as computers, drag and drop files between different folders, delete files, and set file and folder permissions to protect important data from prying eyes.

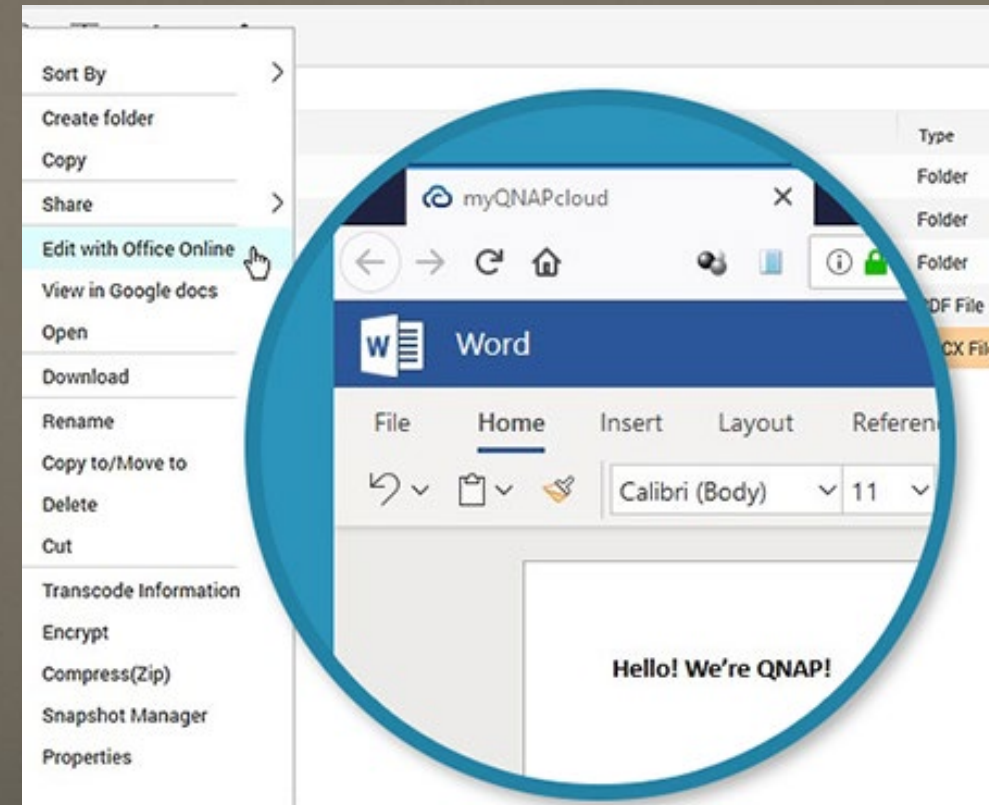


Manage your files with the Qfile mobile app

# File Station – Easy to share



Easily share QNAP NAS files with friends, family and colleagues. You can create a **sharing link** and send it to others via social networking sites or email. You can also add an **expiration date** or **set a password** to the link to make the file more secure. All created sharing links can also be managed in File Station, which is very convenient.



Microsoft Office on the web simplifies document editing

# Handy tool to sorting and search files



## Qfiling

Automatic batch classification and archiving of photos and files stored in the NAS. The fully automatic process allows you to no longer have to manually drag and drop files, saving time and convenience!



Easy!



Productive!



Orderly!



Managing!



## Qsirch

Just like a Google search! The powerful and powerful full-text search engine allows you to quickly find the files you need based on search criteria such as file creation/modification dates, keywords, and main colors in images.

Five kinds of advanced photo search: search by people, search by text in pictures, search by objects, search by color, search by map

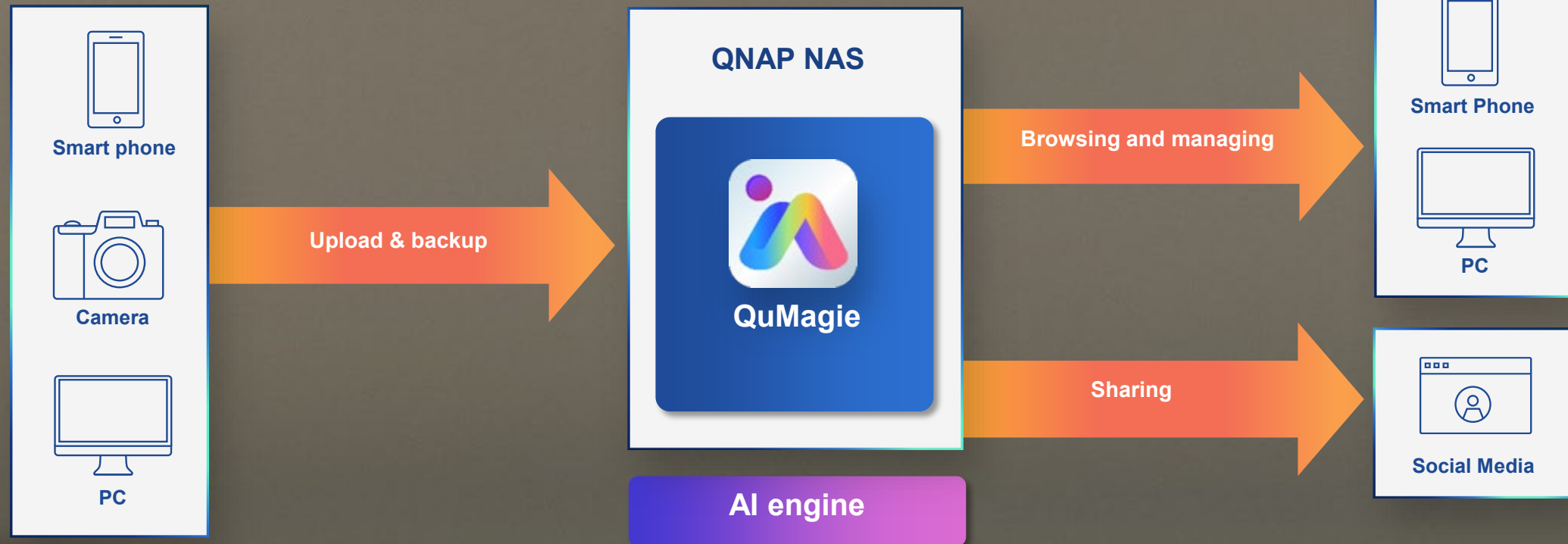


# QuMagie - AI Smart Album Backup and Management



QNAP has created AI photo and video management tools for NAS. It is equipped with a new AI engine to provide smarter backup photo, video management and sharing tools.

Boost **41.7%** performance with GPU





# Integrated Home Media Entertainment Center

QTS diversified APP to meet your needs

# High-performance multimedia audio and video playback and streaming platform



QuMagie AI smart album



Plex Server streaming and transcoding



CAYIN MediaSign Player  
HEVC (H.265) real-time transcoding

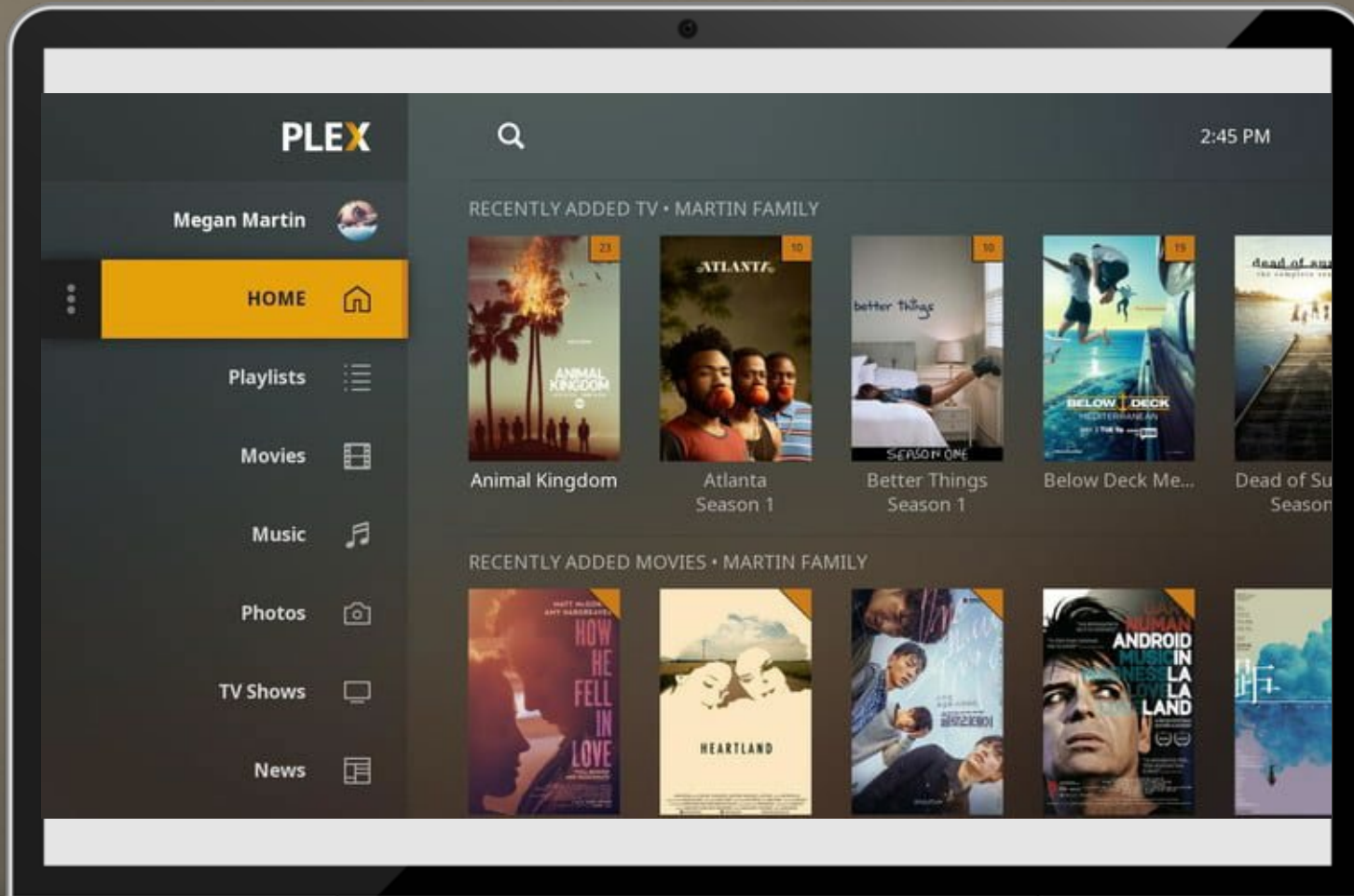


Use Cinema28 to stream  
multimedia to AV playback devices  
in conference rooms





# Build your personal multimedia library with Plex



With Plex Server, you can easily turn your NAS into a multimedia center in your home. You can stream Plex directly on your TV, tablet or mobile phone and play multimedia files stored in the NAS.

# Supports connecting and streaming to various TV boxes or mobile devices



**Roku**



 Chromecast



**amazon fireTV**



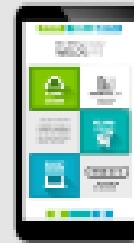
**Apple tv**



**SmartTV**



**Computer**



**Smart  
phone**



**Tablet**

# Connect to TV, screen

Lots of probability through the HDMI output





# HybridDesk Station



# HybridDesk Station Applications

## System Management

- QTS
- FileStation HD

## Surveillance

- QVR Pro Client

## Social media

- Skype
- Facebook

## Multimedia


- HD Player
- Clementine
- Spotify
- TuneIn Radio

## Multimedia management

- PhotoStation HD
- VideoStation HD
- MusicStation HD

## Tools

- Chrome
- Firefox
- LibreOffice



# Qbutton - toggle within a touch



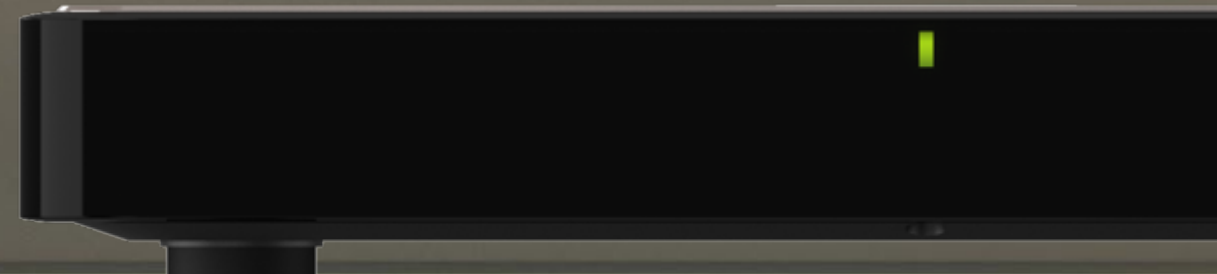
Play a list of your favorite songs and set other buttons to play the previous or next track



Watch the default Surveillance Station camera channels, start monitoring in seconds, and be safe



One-click restart or shutdown of the NAS, fast and convenient





# Turn your NAS to Ubuntu PC with Linux Station

1. Connect the NAS to the monitor via HDMI
2. Then connect the mouse and keyboard to the NAS, and the NAS becomes an Ubuntu PC!



# File Backup Solution

Back up your various data across platforms and devices





**The importance of backup + how to  
prevent extortion**



# Is your digital data safe? How to keep data safe

## Common Threats

While no one wants to lose their phone or crash their computer, life is full of surprises. If you regularly back up data to the NAS, the NAS can safely and centrally store your important data, and protect the data from accidents such as damage, disaster, hardware failure, and human negligence, and you will no longer have to worry about losing files.



### Cyber security

There are complex security vulnerabilities hidden in digital devices and various types of information, coupled with the endless emergence of computer viruses and malware, information security threats are even more unavoidable.



### Human error

Human errors such as accidental deletion of files/programs, misplacement of files, management errors, or unreadable file format errors occur almost every day.



### Hardware failure

Computers, mobile phones, tablets, especially digital products such as hard drives, can fail due to factors such as overuse or aging, and people are caught off guard.



### Natural disaster

Natural disasters (such as fires, earthquakes, floods, wind disasters, etc.) always come suddenly, and the probability that data may be lost or damaged during disasters cannot be ignored.

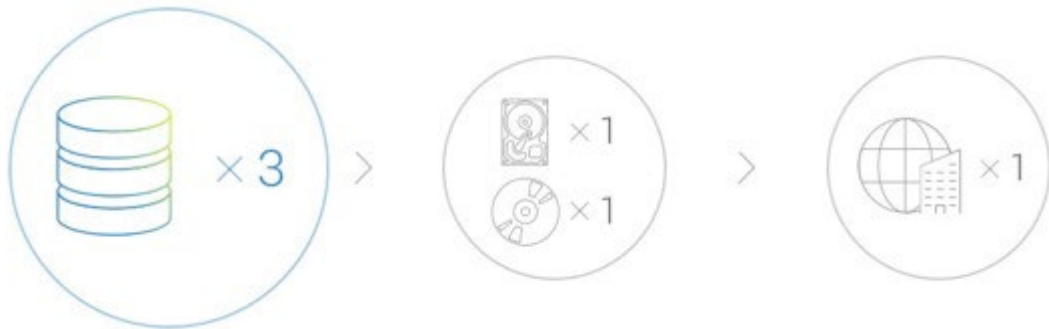




# Backup 3-2-1, keep your data safe!

According to the "Data Backup Options" published by the United States Computer Emergency Readiness Team (US-CERT), from home users to professional organizations, any computer user should back up important data to avoid data Accidental loss or damage. However, just storing a backup file may not be enough! To increase the chances of recovering lost or corrupted data, it is recommended that you follow the 3-2-1 backup principle.

Important data should be backed up at least **3 copies**: 1 main file and 2 backup files.



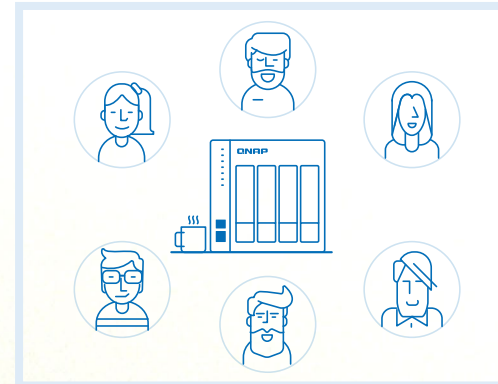
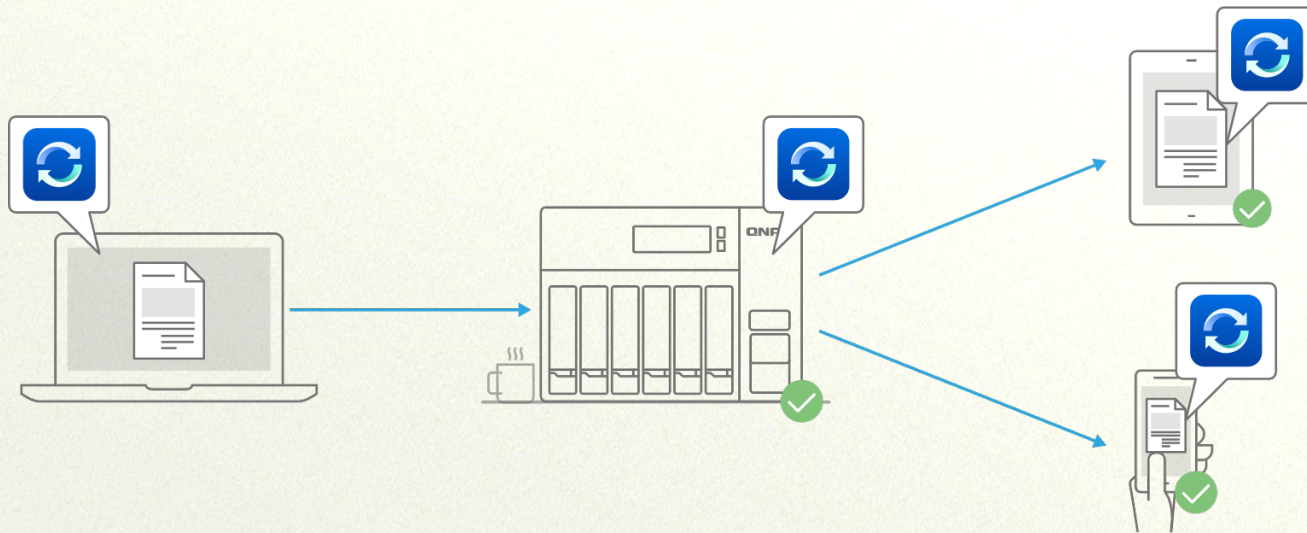
**One** of the backups is to be stored offsite (outside the home or business).




Archives are stored on **2 different backup** media to protect against various types of hazards.



# Qsync 5.0 cross-device file synchronization tool for personal and team collaboration

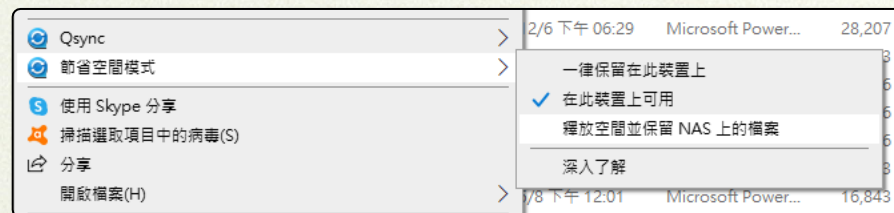


When team members collaborate and communicate, files can be automatically pushed to the binding devices of all members, making the workflow faster and collaboration smoother.



When there are different devices such as laptops and mobile phones, as long as the files are modified on a single device, the modified files will be automatically synchronized to other devices.

Windows & macOS  
Space saving mode!



# Most affordable enterprise-grade protection with up to 1024 snapshots

Max. snapshots per NAS **1024**

Single volume/LUN Max. snapshots **256**



The screenshot shows the FileStation 5 web interface. The left sidebar displays a tree view with folders for "DataVol1" and "Snapshot". Under "Snapshot", there is a sub-folder "DataVol1 Snapshot" containing a list of snapshot folders with names like "GMT+08\_2017-08-31\_09" through "GMT+08\_2017-08-31\_22". The main content area shows a table of snapshots:

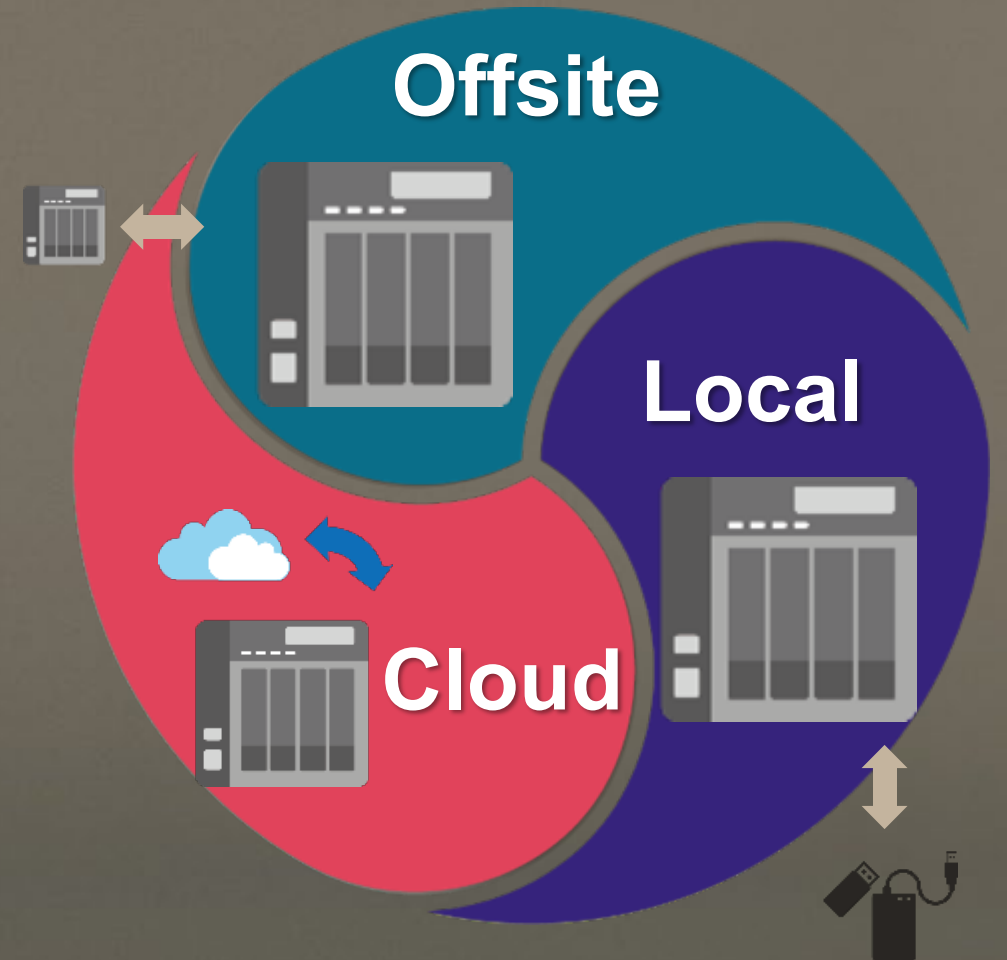

Name	Modified Date	Type	Size
GMT+08_2017-09-06_1308	2017/09/02 09:56:20	Folder	
GMT+08_2017-09-06_1208	2017/09/02 09:56:20	Folder	
GMT+08_2017-09-06_1108	2017/09/02 09:56:20	Folder	
GMT+08_2017-09-06_1008	2017/09/02 09:56:20	Folder	
GMT+08_2017-09-06_0908	2017/09/02 09:56:20	Folder	
GMT+08_2017-09-06_0708	2017/09/02 09:56:20	Folder	
GMT+08_2017-09-06_0608	2017/09/02 09:56:20	Folder	
GMT+08_2017-09-06_0508	2017/09/02 09:56:20	Folder	
GMT+08_2017-09-06_0408	2017/09/02 09:56:20	Folder	
GMT+08_2017-09-06_0308	2017/09/02 09:56:20	Folder	
GMT+08_2017-09-06_0208	2017/09/02 09:56:20	Folder	
GMT+08_2017-09-06_0108	2017/09/02 09:56:20	Folder	
GMT+08_2017-09-06_0008	2017/09/02 09:56:20	Folder	

At the bottom of the interface, there is a pagination control showing "Page 1 / 3" and a "Display item: 1-50, Total: 149" indicator.

# HBS3 offsite backup - multiple protection backup data



Hybrid Backup Sync  
Hybrid Backup and Sync Center





# Keep your NAS safe with these tools



## Malware Remover

Checks for weaknesses and offers recommendations to secure your data against multiple attack vectors. It also integrates anti-virus and anti-malware software to ensure complete protection of your QNAP NAS.

Learn more: [Security Counselor](#)



## Security Counselor

Regularly scan your NAS using the latest malware definitions. When under attack, infected files will be immediately removed to ensure NAS data security.



## QuFirewall

Supports IPv6 and GeoIP, allowing you to configure your firewall to allow/deny specific packets and IP addresses from certain countries for safeguarding data and service security.

Learn more: [QuFirewall](#)

# Expansion

Faster Ethernet or larger storage




# QNA-UC5G1T

## Upgrade to 5GbE instantly

Is 2.5GbE network enough? Quickly upgrade to 5GbE NBASE-T via USB, compatible with Cat.5e/6a network connection cables, quickly increase the transmission speed by 2 times

\*A USB-A to USB-C cable is included in the package



# Storage :

## TR-002 / TR-004 USB RAID enclosure

Provides economical hardware RAID storage expansion requirements

- NAS can access TR USB RAID storage expansion unit via USB port
- Built-in USB Type-C provides plug and play function, supports USB Type-A & Type-C host
- NAS supports up to 2 TR-002/TR-004 units

**TR-002**  
USB 3.2 Gen2 10Gbps



**TR-004**  
USB 3.2 Gen1 5Gbps



Comes with



USB 3.2 Gen2 10Gbps  
Type-C to Type-A cable





# Storage : TL-D800C USB JBOD enclosure

Provides economical USB 3.2 Gen2 10Gbps storage expansion requirements

- NAS can access TL USB JBOD storage expansion unit via USB port
- USB Type-C provides up to USB 3.2 Gen2 10Gb/s performance



# QNAP Product

is your best choice

**QNAP**

Copyright© 2022 QNAP Systems, Inc. All rights reserved. QNAP® and other names of QNAP Products are proprietary marks or registered trademarks of QNAP Systems, Inc. Other products and company names mentioned herein are trademarks of their respective holders.

