



Catalyst Quality for Small Deployments

Save time, money, and effort with proven technology from the company known for network innovation. The Cisco Catalyst 1000 Series switches provide simplicity, flexibility and security for small businesses. Created by the same engineers that have delivered award-winning networking products for decades, these switches raise the standard for essential network access.

The [compact, fanless design](#) with [PoE+](#) capability means Cisco Catalyst 1000 Series can hide in plain sight in an open-plan office, co-working lounge, or classroom without disturbing the environment. Even smaller networks must serve multiple functions, and these switches make it easy to meet competing demands with [expanded support for VLANs](#). [Larger-scale access control tables](#) enable network administrators to segment traffic for greater security and control. The [Single IP Management](#) is also available on the Cisco Catalyst 1000 Series switches. The uplink ports can be used to connect up to eight switches and manage them via a single IP address.*¹

*¹ 1GE switches only can be grouped with 1GE switches, and 10GE switches can only be grouped with 10GE switches.



Highlights

- 8, 16, 24, or 48 × 1GE data or PoE+ ports
- Fixed uplinks with 2 or 4 × 1GE RJ45/SFP combo, or 4 × 10GE SFP+
- Perpetual PoE+ support with a power budget of up to 740 W
- Compact fanless models available with a depth of less than 33 cm (13 inches)
- Operating temperature: -5 to 50 deg C*²

*² 50 dC operation is supported for short term operation only.

- Cisco IOS software image
- Command-line interface (CLI) and/or intuitive web UI manageability options
- Device management support with over-the-air access via Bluetooth, Simple Network Management Protocol (SNMP), RJ-45, or USB console access
- Network monitoring through sampled Flow (sFlow)
- Security with 802.1X support for connected devices, Switched Port Analyzer (SPAN), and Bridge Protocol Data Unit (BPDU) Guard
- Reliability with a higher Mean Time Between Failures (MTBF) and an Enhanced Limited Life-time Warranty (E-LLW) support

Cisco Catalyst 1000 Series

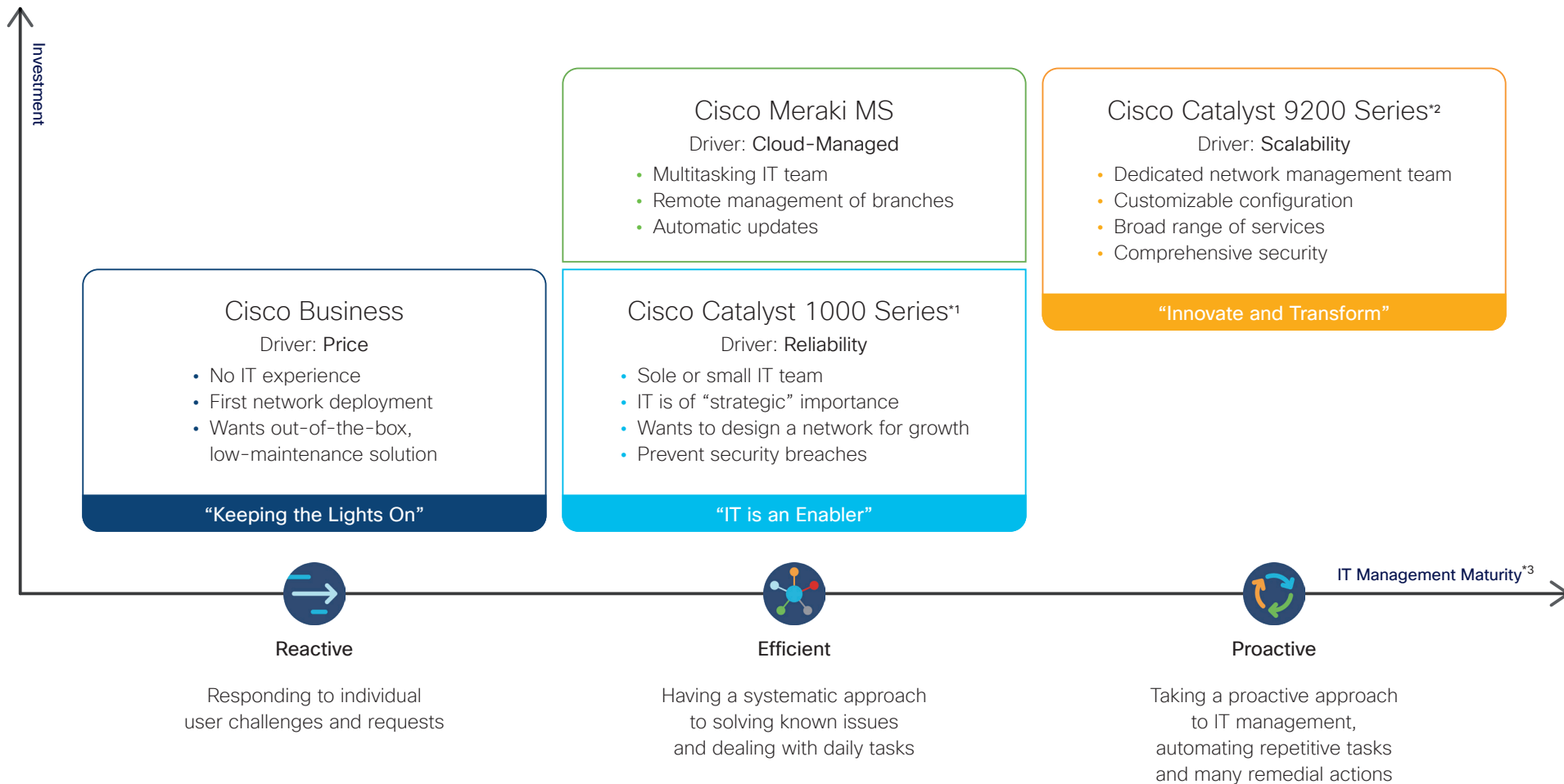
Overview

Positioning Map

Platform Spec

Transition Guide

Cisco SMB Switches Positioning Map



*1 You can continue with Catalyst 2960-L while preparing for partner-led readiness for Catalyst 1000 (Catalyst 1000 is not sold in AU).

*2 You can continue with Catalyst 2960-X/XR while building up T2 partner-led readiness for Catalyst 9200.

*3 Reference: Kaseya's IT Management Maturity Model

Overview

Positioning Map

Platform Spec

Transition Guide




Cisco Catalyst 1000 Series

Product SKU	Service SKU SNTC 8*5*NBD	Software	Downlinks	Uplinks			PoE			Power Supply	Fanless	Rack Mount
			1GE RJ45	1GE SFP	1GE RJ45/SFP	10GE SFP+	Ports	IEEE 802.3	Power Budget			
C1000-8T-E-2G-L	CON-SNT-C10008TE	Cisco IOS	8		2					External	✓	1 RU ^{*1}
C1000-8T-2G-L	CON-SNT-C1008T2L	Cisco IOS	8		2					Internal	✓	1 RU ^{*1}
C1000-8P-E-2G-L	CON-SNT-C1008PEG	Cisco IOS	8		2		8	af/at	67 W	External	✓	1 RU ^{*1}
C1000-8P-2G-L	CON-SNT-C1008PLG	Cisco IOS	8		2		8	af/at	67 W	Internal	✓	1 RU ^{*1}
C1000-8FP-E-2G-L	CON-SNT-C1008F2G	Cisco IOS	8		2		8	af/at	120 W	External	✓	1 RU ^{*1}
C1000-8FP-2G-L	CON-SNT-C1008FPG	Cisco IOS	8		2		8	af/at	120 W	Internal	✓	1 RU ^{*1}
C1000-16T-E-2G-L	CON-SNT-C10E2L16	Cisco IOS	16	2						External	✓	1 RU ^{*2}
C1000-16T-2G-L	CON-SNT-C100016T	Cisco IOS	16	2						Internal	✓	1 RU ^{*2}
C1000-16P-E-2G-L	CON-SNT-C10162EL	Cisco IOS	16	2			16	af/at	120 W	External	✓	1 RU ^{*2}
C1000-16P-2G-L	CON-SNT-C1062G16	Cisco IOS	16	2			16	af/at	120 W	Internal	✓	1 RU ^{*2}
C1000-16FP-2G-L	CON-SNT-C10016LG	Cisco IOS	16	2			16	af/at	240 W	Internal	✓	1 RU ^{*2}
C1000-24T-4G-L	CON-SNT-C1024TGL	Cisco IOS	24	4						Internal	✓	1 RU
C1000-24PP-4G-L	CON-SNT-C10P0024	Cisco IOS	24	4			8	af/at	120 W	Internal	✓	1 RU
C1000-24P-4G-L	CON-SNT-C10244LP	Cisco IOS	24	4			24	af/at	195 W	Internal	✓	1 RU
C1000-24FP-4G-L	CON-SNT-C10024GF	Cisco IOS	24	4			24	af/at	370 W	Internal		1 RU
C1000-24T-4X-L	CON-SNT-C10024XL	Cisco IOS	24			4				Internal	✓	1 RU
C1000-24P-4X-L	CON-SNT-C10X0L24	Cisco IOS	24			4	24	af/at	195 W	Internal	✓	1 RU
C1000-24FP-4X-L	CON-SNT-C10X4L24	Cisco IOS	24			4	24	af/at	370 W	Internal		1 RU
C1000-48T-4G-L	CON-SNT-C10T48GL	Cisco IOS	48	4						Internal		1 RU
C1000-48PP-4G-L	CON-SNT-C10P48GL	Cisco IOS	48	4			12	af/at	180 W	Internal		1 RU
C1000-48P-4G-L	CON-SNT-C10048GL	Cisco IOS	48	4			48	af/at	370 W	Internal		1 RU
C1000-48FP-4G-L	CON-SNT-C1048LGF	Cisco IOS	48	4			48	af/at	740 W	Internal		1 RU
C1000-48T-4X-L	CON-SNT-C10048TL	Cisco IOS	48			4				Internal		1 RU
C1000-48P-4X-L	CON-SNT-C10048XL	Cisco IOS	48			4	48	af/at	370 W	Internal		1 RU
C1000-48FP-4X-L	CON-SNT-C1048X4L	Cisco IOS	48			4	48	af/at	740 W	Internal		1 RU

*1 Optional Rack Mount Bracket (RCKMNT-19-CMPCT= or RCKMNT-23-CMPCT=) is required. Optional Magnetic Mounting Tray (CMPCT-MGNT-TRAY=) is available.

*2 Optional Rack Mount Bracket (RCKMNT-19-CMPCT= or RCKMNT-23-CMPCT=) is required. Optional Magnetic Mounting Tray (CMPCT-MGNT-TRAY=) and DIN Rail Mount Kit (CMPCT-DIN-MNT) are available.

Benefits of Transitioning to Cisco Catalyst 1000 Series

Feature	Catalyst 2960-Plus	Catalyst 2960-L	Catalyst 1000	Benefit	
 Scale and Performance	Downlinks	24 × FE 48 × FE	8 × 1GE 16 × 1GE 24 × 1GE 48 × 1GE	8 × 1GE 16 × 1GE 24 × 1GE 48 × 1GE	More throughput and more power to meet growing demands for connectivity from a wider array of smart devices.
	Uplinks	2 × 1GE 2 × 10GE	2 × 1GE 4 × 1GE 4 × 10GE	2 × 1GE 4 × 1GE 4 × 10GE	
	Maximum PoE Budget	Up to 370 W	Up to 370 W	Up to 740 W	
	Perpetual PoE		✓	✓	
 Flexibility	Operating Temperature	Up to 45 dC	Up to 45 dC	Up to 50 dC ^{*1}	Greater flexibility to allow for more deployment scenarios.
	Single IP Management			✓	
	Fanless		✓ ^{*2}	✓ ^{*2}	
	Over-the-Air Bluetooth		✓	✓	
 Functionality	Dynamic VLAN Assignment		✓	✓	Increased support for VLANs and more advanced quality of service help keep networks secure while meeting multiple requirements for connectivity.
	DHCP Relay and Server		✓	✓	

*1 50 dC operation is supported for short term operation only. *2 Except some models.

Overview

Positioning Map

Platform Spec

Transition Guide

Transition Map

Existing Model		New Model	
Catalyst 2960-Plus	Catalyst 2960-L	Catalyst 1000	Interface
	WS-C2960L-8TS	C1000-8T-E-2G C1000-8T-2G	8 × 1GE, 2 × 1GE (RJ45/SFP)
	WS-C2960L-8PS	C1000-8P-E-2G C1000-8P-2G C1000-8FP-E-2G C1000-8FP-2G	8 × 1GE PoE+, 2 × 1GE (RJ45/SFP)
	WS-C2960L-16TS	C1000-16T-E-2G C1000-16T-2G	16 × 1GE, 2 × 1GE (RJ45/SFP)
	WS-C2960L-16PS	C1000-16P-E-2G C1000-16P-2G C1000-16FP-2G	16 × 1GE PoE+, 2 × 1GE (RJ45/SFP)
WS-C2960+24TC	WS-C2960L-24TS	C1000-24T-4G	24 × 1GE, 4 × 1GE SFP
		C1000-24PP-4G-L	16 × 1GE, 8 × 1GE PoE+, 4 × 1GE SFP
WS-C2960+24LC WS-C2960+24PC	WS-C2960L-24PS	C1000-24P-4G C1000-24FP-4G	24 × 1GE PoE+, 4 × 1GE SFP
	WS-C2960L-24TQ	C1000-24T-4X	24 × 1GE, 4 × 10GE SFP+
	WS-C2960L-24PQ	C1000-24P-4X C1000-24FP-4X	24 × 1GE PoE+, 4 × 10GE SFP+
WS-C2960+48TC	WS-C2960L-48TS	C1000-48T-4G	48 × 1GE, 4 × 1GE SFP
		C1000-48PP-4G-L	36 × 1GE, 12 × 1GE PoE+, 4 × 1GE SFP
WS-C2960+48PST	WS-C2960L-48PS	C1000-48P-4G C1000-48FP-4G	48 × 1GE PoE+, 4 × 1GE SFP
	WS-C2960L-48TQ	C1000-48T-4X	48 × 1GE, 4 × 10GE SFP+
	WS-C2960L-48PQ	C1000-48P-4X C1000-48FP-4X	48 × 1GE PoE+, 4 × 10GE SFP+

