

4G/5G Bracket Antenna

B4BE[W]-6-60



- Cost Effective 2G/3G/4G/5G antenna solution
- Wall, Mast or Cabinet/Enclosure Installation
- Integral Coaxial Cable
- Also Available with White Cover (B4BEW-6-60)

The B4BE[W]-6-60 antenna is a cost effective omni-directional broad band antenna range for 4G/3G/2G and 5G devices. It covers 617-960/1710-6000MHz and is suitable for external or internal installation.

The mounting bracket enables simple wall/panel mounting using the supplied screws & wall plugs or mast mounting using a pipe clip or cable ties (not supplied).

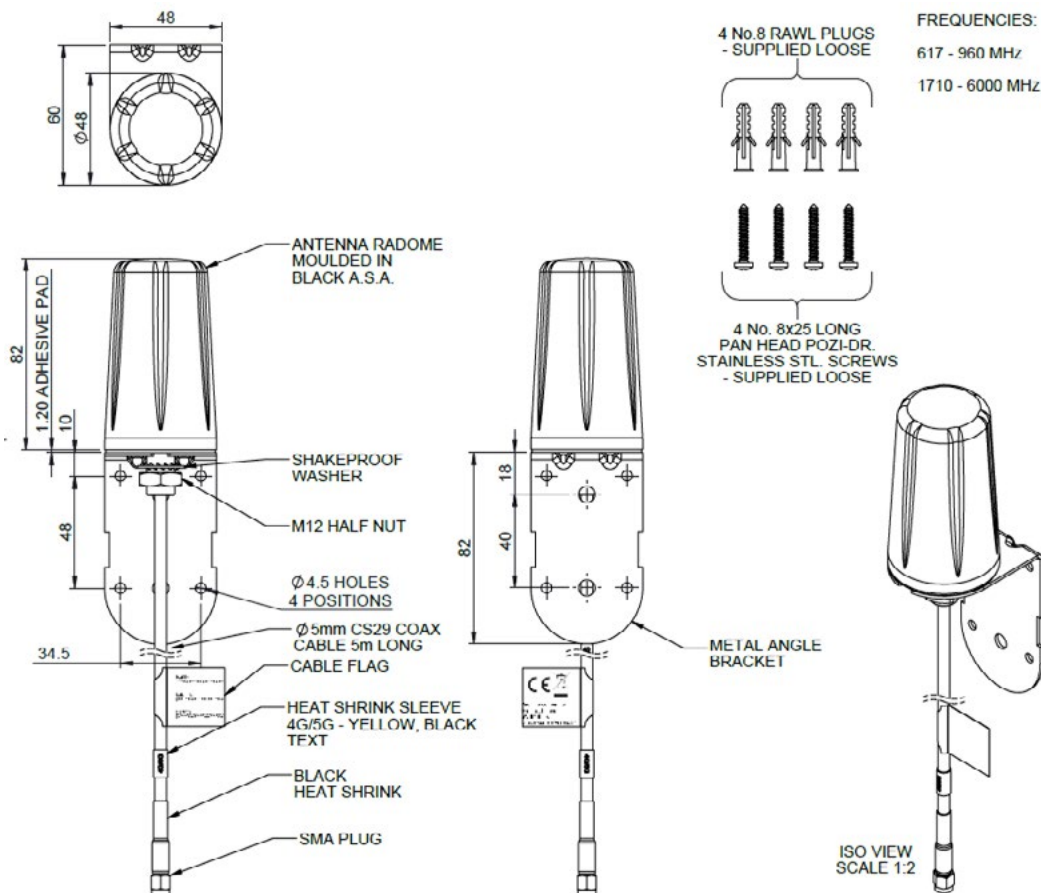
The omni-directional radiation pattern allows easy placement of the antenna in an elevated position, without requiring directional alignment.

The B4BE-6-60 antenna is supplied with an integral ultra-low loss CS29 (CS32 for B4BEW-6-60) coaxial cable, of various lengths, fitted SMA plug. Other connectors are available.

This antenna is an ideal solution for IoT use in industrial and domestic environments for cellular modems/routers and Machine to Machine (M2M) wireless connectivity applications.

Technical Drawing

B4BE-6-60-5SP Shown



4G/5G Bracket Antenna

B4BE[W]-6-60

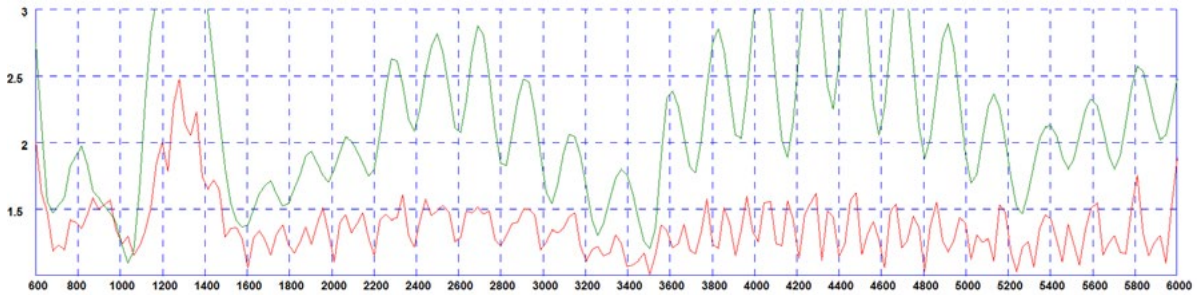
Product Data

Part No.		B4BE[W]-6-60-05SP	B4BE[W]-6-60-2SP	B4BE[W]-6-60-5SP	B4BE[W]-6-60-10SP
Electrical Data					
Frequency Range (MHz)		617-960 / 1710-6000			
Operational Band		2G / 3G / 4G / 5G			
Peak Realised Gain: Isotropic*	617-960MHz	2dBi			
	1710-2700 MHz	3.5dBi			
	3400-3800MHz	5dBi			
	4.9-6000Mhz	7dBi			
VSWR		<2.5:1			
Nominal Radiated Efficiency*		> 70%			
Polarisation		Vertical			
Pattern		Omni-directional			
Impedance		50Ω			
Max Input Power (W)		30			
Mechanical Data					
Dimensions	Height mounted	164mm (6.46")			
	Diameter	48mm (1.89")			
Operating Temp (°C)		-40° / +85°C (-40° / 185°F)			
Material		ASA, aluminium, zinc plated steel			
Material Approvals		Radome UV Stable ASA Material - UL 746C F1, UL 94-HB			
Colour		Black (B4BE-6-60) or White (B4BEW-6-60)			
Ingress Protection		IP66			
Mounting Data					
Fixing		Wall or mast mount			
Mounting Screw Diameter		4mm (0.16")			
Weight (g)	188	219	390	660	
Cable Data					
Type		CS29 / CS32 for B4BE[W]-6-60			
Diameter		5mm (0.19")			
Length	0.5m (1.5')	2m (6' 6")	5m (17')	10m (32.5)	
Termination		SMA Plug			

* Peak gain and efficiency simulated in CST microwave studio on a bracket excluding cable loss

Electrical Data - Cell

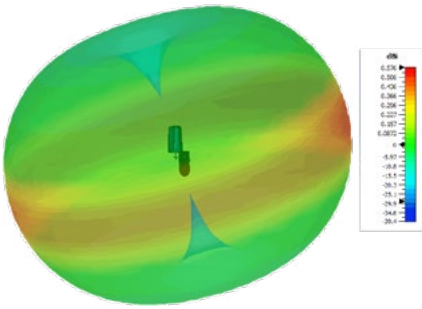
Typical VSWR*



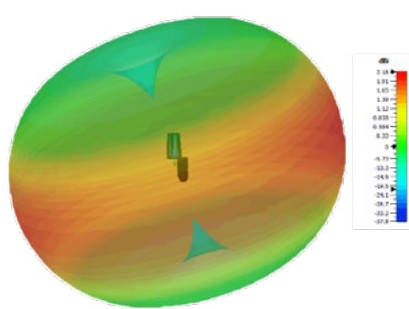
*Red Plot =VSWR measured on supplied bracket with 5m (16') of CS29 cable. Green Plot = VSWR measured on supplied bracket with 0.5m (1.5') of CS29 cable.

3D Patterns - Cell

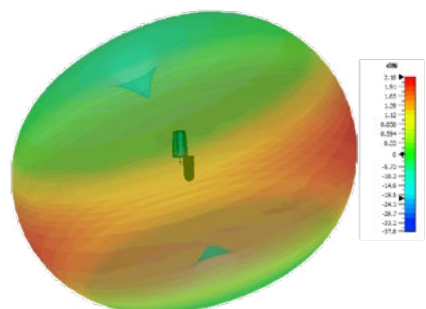
3D Plot (600 MHz)



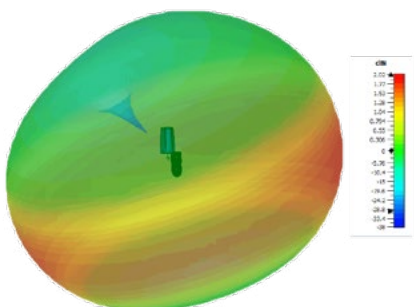
3D Plot (700MHz)



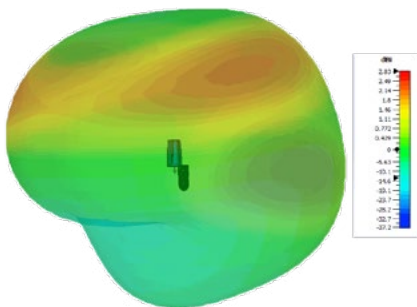
3D Plot (800MHz)



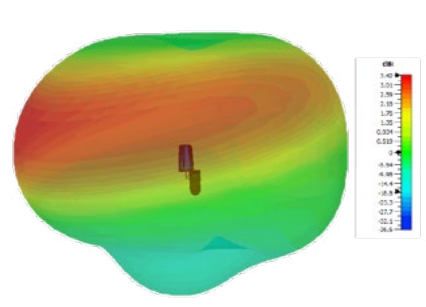
3D Plot (900MHz)



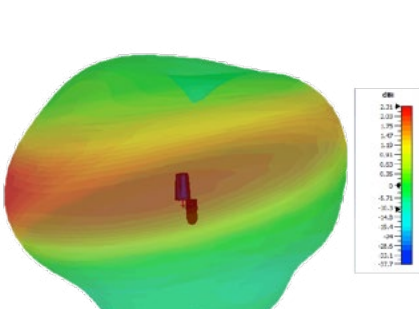
3D Plot (1800MHz)



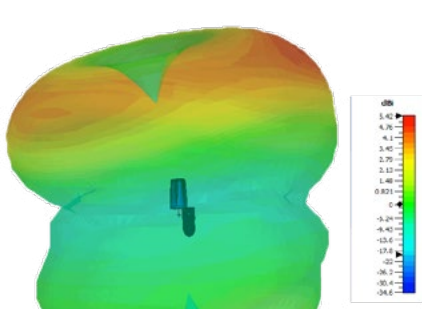
3D Plot (2100MHz)



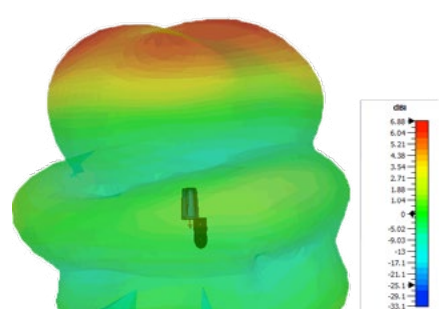
3D Plot (2600 MHz)



E Plane Plot (3600MHz)



H Plane Plot (5400MHz)



All measurements simulated in CST Microwave Studio without cable