




Petit Pattern Mosaics

Mosaics are a great open-ended craft for expressing creativity with extra dimension. These bright-colored patterned mosaics can be applied to almost any surface and are easy to use.

Ideas:

- **Create a patterned picture frame!** Cut your own frame or choose from the variety of frames Roylco offers. Visit us at www.roylco.com for more information.
- **Fancy up a flower vase.** Using a permanent marker, draw out a design on a flower vase and apply mosaics using a glue that is appropriate for the surface on which you are working.
- **Make a fabulous mosaic placemat.** Cut a 20 x 26" poster in half and draw out a pattern. Apply mosaics with a glue stick and laminate.
- **Add some color to your favorite notebook or journal!** Using a pencil or marker, draw a base design on the cover and apply mosaics with a strong glue.
- **Dress up a jewelry box.** Tile mosaics around the outside of a jewelry box using alternating colors and patterns.







Petit Pattern Mosaics

Mosaics are a great open-ended craft for expressing creativity with extra dimension. These bright-colored patterned mosaics can be applied to almost any surface and are easy to use.

Ideas:

- **Create a patterned picture frame!** Cut your own frame or choose from the variety of frames Roylco offers. Visit us at www.roylco.com for more information.
- **Fancy up a flower vase.** Using a permanent marker, draw out a design on a flower vase and apply mosaics using a glue that is appropriate for the surface on which you are working.
- **Make a fabulous mosaic placemat.** Cut a 20 x 26" poster in half and draw out a pattern. Apply mosaics with a glue stick and laminate.
- **Add some color to your favorite notebook or journal!** Using a pencil or marker, draw a base design on the cover and apply mosaics with a strong glue.
- **Dress up a jewelry box.** Tile mosaics around the outside of a jewelry box using alternating colors and patterns.



Visit www.roylco.com for many more products and project ideas.

© Roylco 2012



Visit www.roylco.com for many more products and project ideas.

© Roylco 2012

