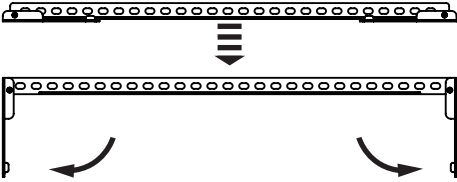


Installation Instructions

1U-48 Port High Density Patch Panel

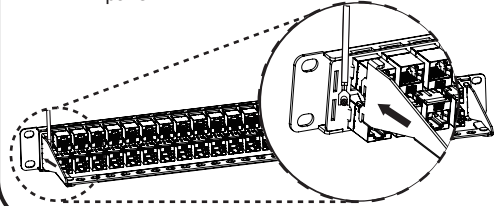
1

Open the both hangers from cable manager.



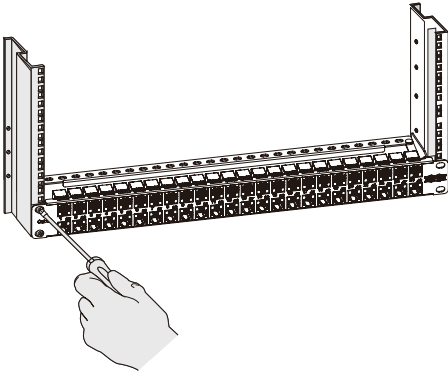
2

Assemble the cable manager to the panel.



3

Fix The Panel to the rack.



4

Connect the grounding wire between the panel and rack.

