

TRENDnet[®]



•5-Port Hardened Industrial Gigabit PoE+ DIN-Rail Switch

TI-PG541

•Quick Installation Guide (1)

TI-PG541 (V1) / 11.14.2014

1. Before You Start

Package Contents

- TI-PG541
- Multi-Language Quick Installation Guide
- DIN-rail kit

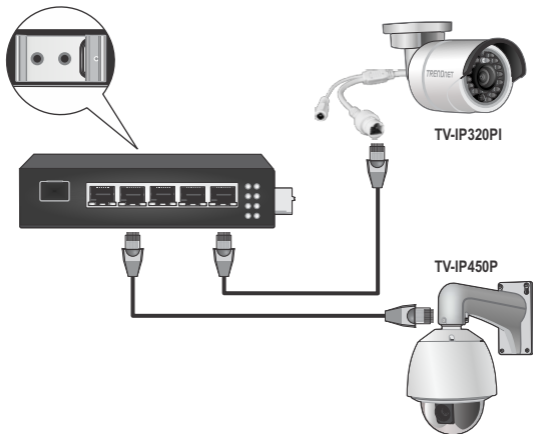
Minimum Requirements

- Existing network
- Power source

Optional Equipment

- DC power adapter (model: 48VDC3000)

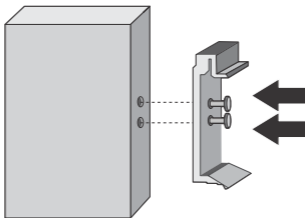
2. Quick Reference



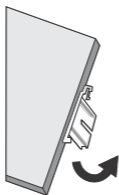
3. Hardware Installation

- The TI-PG541 can be placed on a desktop or mounted to a DIN-rail.
- Only attach the DIN-rail mount bracket when DIN-rail mounting is required.

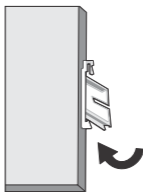
1. Attach the DIN-rail mount bracket to the switch



2. Mount the switch.

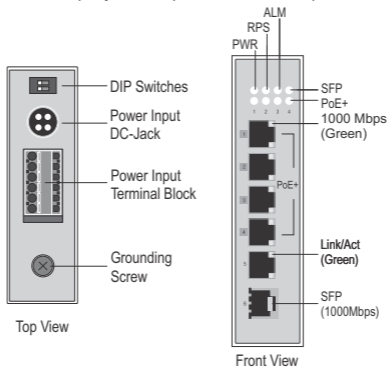


Mounting the switch



Releasing the switch

3. Connect the power source (sold separately) to the switch. Connect the TRENDnet 48DC3000 power adapter to the DC-jack or connect a compatible third party DIN-rail power source to the power terminal block.



Safety Note

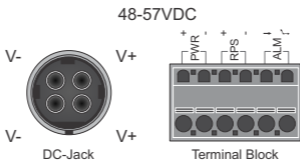


- Turn off the power before connecting any module or wire. The correct power supply voltage is listed on the product label. Check the voltage of your power source to make sure that you are using the correct part. Do NOT use voltage greater than what is specified on the product label.
 - Calculate the maximum possible current in each power wire and common wire. Observe all electrical codes dictating the maximum current allowable for each wire size. If the current surpasses the maximum ratings, the wiring could overheat, causing serious damage to your equipment.
4. Connect a network source to the switch and connect other PoE or non-PoE network devices to the switch. Check the LEDs to confirm the connections are established. Your installation is completed.

4. Additional information

1. Redundant power inputs

Redundant Power Input: Choose either “DC-jack” or “Terminal Block (PWR)” as primary power and “Terminal Block (RPS)” for secondary power source, to be a redundant power Input.



2. DIP Switch



PWR	ON: Primary power LED alarm enabled
	OFF: Primary power LED alarm disabled
RPS	ON: Redundant power LED alarm enabled
	OFF: Redundant power LED alarm disabled

3. LED Indicators

PWR	ON: Power source is connected
	OFF: No power or power source connected incorrectly
RPS	ON: Terminal block RPS is connected
	OFF: Terminal block RPS fails or is not available
ALM (Red)	ON: PWR/RPS fails or is not available
	OFF: No alarm setup
10/100/1000Mbps	ON: Network speed at 1000 Mbps
	OFF: Network speed at 10/100 Mbps
LNK/ACT	ON: Port connection is established
	Blinking: Data is transmitting/receiving
	OFF: Port disconnected or link failed
SFP	ON: SFP port link-up at 1000 Mbps
	Blinking: Data is transmitting/receiving
	OFF: Port disconnected or link failed
PoE 1 - 4 port	ON: PoE device is connected
	OFF: No PoE power output or no PoE connected

Declaration of Conformity

TRENDnet[®]

Manufacturer's Name and Address

TRENDnet, Inc.
20675 Manhattan Place
Torrance, CA 90501 USA



Product Information:

Model Number: TI-PG541

Product Name: 5-Port Hardened Industrial Gigabit PoE+ DIN-Rail Switch

Trade Name: TRENDnet

TRENDnet hereby declare that the product is in compliance with the essential requirements and other relevant provisions under our sole responsibility.

Safety

EN 60950-1: 2006 + A11: 2009 + A1: 2010 + A12: 2011

EMC

EN 55022: 2010

EN 61000-3-2: 2006 + A1: 2009 + A2: 2009

EN 61000-3-3: 2013

EN 55024: 2010

This product is herewith confirmed to comply with the Directives.

Directives:

Low Voltage Directive 2006/95/EC

EMC Directive 2004/108/EC

RoHS Directive 2011/65/EU

REACH Regulation (EC) No. 1907/2006

Person responsible for this declaration.

Place of Issue: Torrance, California, USA

Date: October 22, 2014

Name: Sonny Su

Title: Director of Technology

Signature:

A handwritten signature in black ink, appearing to read 'Sonny Su', is written over a solid horizontal line.

Limited Warranty

TRENDnet warrants its products against defects in material and workmanship, under normal use and service, for the following length of time from the date of purchase. Warranty: 3 year limited warranty (When Applicable: 1 year warranty for power adapter, power supply, and cooling fan components.) Visit TRENDnet.com to review the full warranty policy, rights, and restrictions for this product.

Garantie Limitée

TRENDnet garantit ses produits contre les défauts matériels et de fabrication, dans des conditions normales d'utilisation et de service, pour les durées suivantes, à compter de la date de leur achat. Garantie limitée: 3 ans (Si applicable: 1 an de garantie sur l'adaptateur secteur, l'alimentation en énergie et les composants du ventilateur de refroidissement.) Visitez TRENDnet.com pour lire la politique complète de garantie, les droits et les restrictions s'appliquant à ce produit.

Begrenzte Garantie

TRENDnet garantiert, dass seine Produkte bei normaler Benutzung und Wartung während der nachfolgend genannten Zeit ab dem Kaufdatum keine Material- und Verarbeitungsschäden aufweisen. Garantie: 3-Jahres-Garantie (Soweit zutreffend: 1 Jahr Garantie für Netzteil, Stromkabel und Ventilator.) Alle Garantiebedingungen, Rechte und Einschränkungen für dieses Produkt finden Sie auf TRENDnet.com.

Garantía Limitada

TRENDnet garantiza sus productos contra defectos en los materiales y mano de obra, bajo uso y servicio normales, durante el siguiente periodo de tiempo a partir de la fecha de compra. Garantía: 3 años de garantía limitada da (Cuando proceda: 1 año de garantía para componentes de adaptadores de corriente, fuentes de alimentación y ventiladores de enfriamiento.) Visite TRENDnet.com para revisar la política de garantía completa, derechos y restricciones para este producto.

Ограниченная гарантия

Гарантия компании TRENDnet распространяется на дефекты, возникшие по вине производителя, при соблюдении условий эксплуатации и обслуживания в течение установленного периода с момента приобретения. (Продукт: Ограниченная гарантия: Трехлетняя ограниченная гарантия (Распространяется: На протяжении 1 года на силовые адаптеры, источники питания и компоненты вентилятора охлаждения) Полную версию гарантийных обязательств, а также права пользователя и ограничения при эксплуатации данного продукта смотрите на вебсайте TRENDnet.com.

Garantia Limitada

A TRENDnet garante seus produtos contra defeitos no material e acabamentos, sob uso e serviço normal, durante o período de tempo a partir da data da compra. Garantia: Garantia limitada de 3 anos (Quando Aplicável: 1 ano de garantia para o adaptador de energia, fornecimento de energia e componentes do ventilador.) Visite TRENDnet.com para consultar a política de garantia, direitos e restrições deste produto.

PIIRANGUTEGA GARANTII

TRENDnet annab oma toodete materjalile ja töö kvaliteedile, normaalse kasutamise ja hoolduse juures, alates ostmise kuupäevast kuni 3 aastat garantiid (piiratult 1 aasta garantiid toiteadapterile, toite ja jahutuse ventilatori komponentidele.) Vaata TRENDnet.com täielikku garantiipoliitikat, õigusi ja piiranguid selle toote kohta.

Certifications

This device complies with Part 15 of the FCC Rules. Operation is subject to the following two conditions:

- (1) This device may not cause harmful interference.
- (2) This device must accept any interference received. Including interference that may cause undesired operation.



Waste electrical and electronic products must not be disposed of with household waste. Please recycle where facilities exist. Check with your Local Authority or Retailer for recycling advice.

Note

The Manufacturer is not responsible for any radio or TV interference caused by unauthorized modifications to this equipment. Such modifications could void the user's authority to operate the equipment.

Advertencia

En todos nuestros equipos se mencionan claramente las características del adaptador de alimentación necesario para su funcionamiento. El uso de un adaptador distinto al mencionado puede producir daños físicos y/o daños al equipo conectado. El adaptador de alimentación debe operar con el voltaje y frecuencia de la energía eléctrica domiciliar existente en el país o zona de instalación.

Technical Support

If you have any questions regarding the product installation, please contact our Technical Support.

Toll free US/Canada: 1-866-845-3673

Regional phone numbers available
at www.trendnet.com/support

Product Warranty Registration

Please take a moment to register your product online. Go to TRENDnet's website at:
<http://www.trendnet.com/register>

TRENDnet

20675 Manhattan Place, Torrance, CA 90501. USA

Copyright © 2015. All Rights Reserved. TRENDnet.