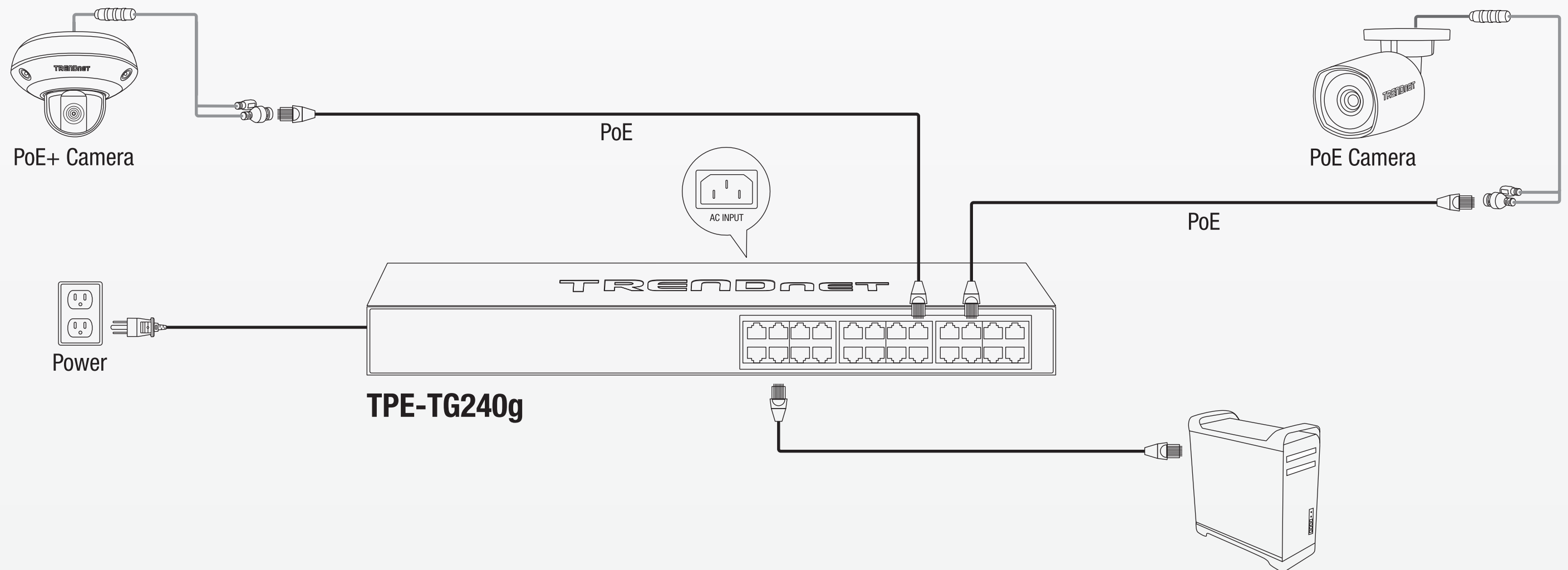
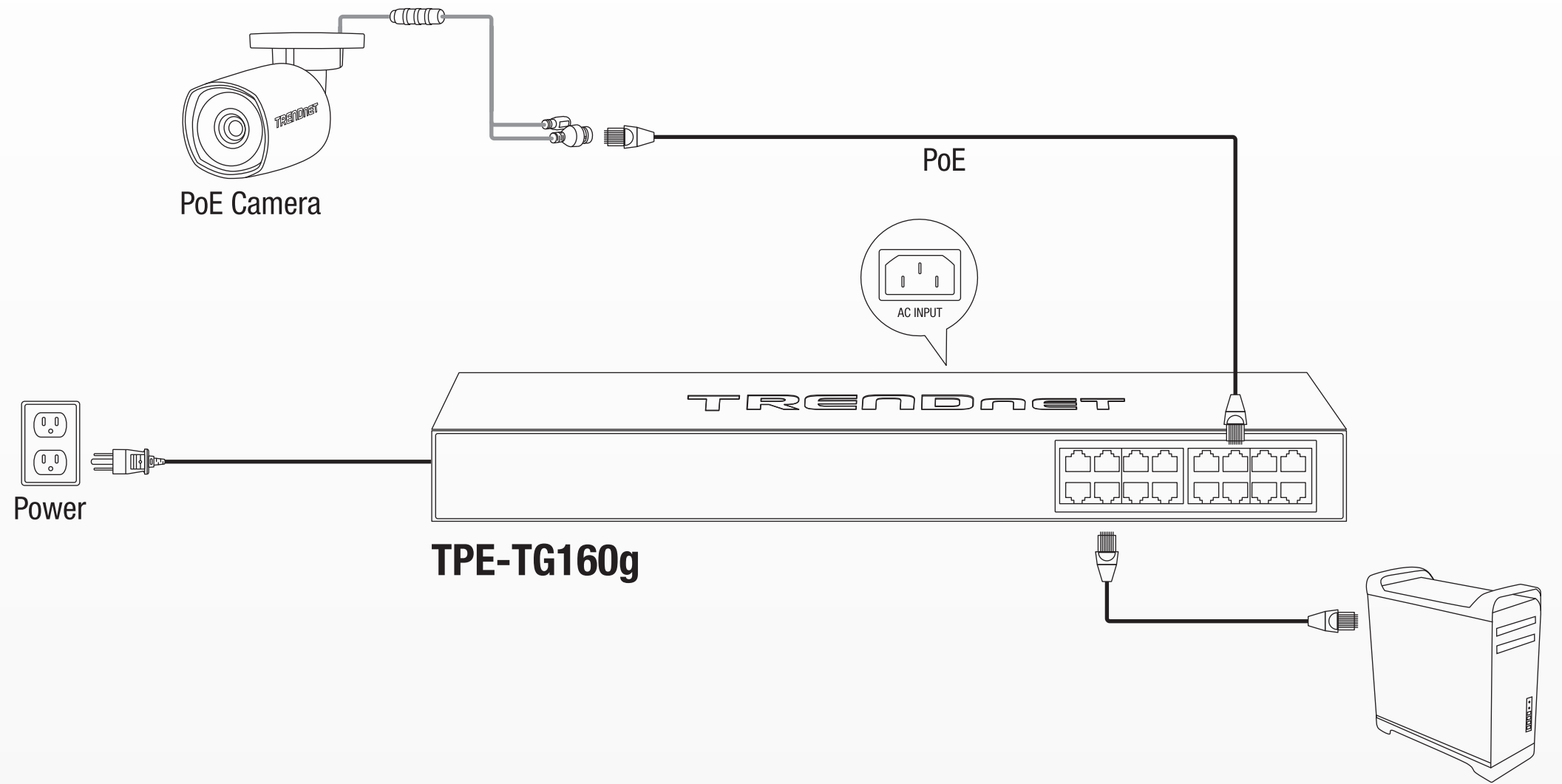




## Quick Installation Guide

16-Port Gigabit PoE+ Switch  
TPE-TG160g

24-Port Gigabit PoE+ Switch  
TPE-TG240g



## Declaration of Conformity

TRENDNET®

### Manufacturer's Name and Address

TRENDnet, Inc.  
20675 Manhattan Place  
Torrance, CA 90501 USA

Zwolsestraat 156 2587 WB  
The Hague The Netherlands



### Product Information:

**Model Number:** TPE-TG160g / TPE-TG240g  
**Product Name:** 16-Port Gigabit PoE+ Switch  
24-Port Gigabit PoE+ Switch

**Trade Name:** TRENDnet

TRENDnet hereby declares that the product is in compliance with the essential requirements and other relevant provisions under our sole responsibility.

**Safety** EN 62368-1:2014+A11:2017

**EMC** EN 55032:2015+AC:2016  
EN 55035:2017  
EN 61000-3-2:2014 Class A  
EN 61000-3-3:2013  
IEC 61000-4-2:2008  
IEC 61000-4-3:2006+A1:2007+A2:2010  
EN 61000-4-4:2012  
IEC 61000-4-5:2014/AMD1:2017  
IEC 61000-4-6:2013  
IEC 61000-4-8:2009  
IEC 61000-4-11:2004/AMD1:2017

This product is herewith confirmed to comply with the Directives.

**Directives:** EMC Directive 2014/30/EU  
RoHS Directive (EU)2015/863  
WEEE Directive 2012/19/EU  
REACH Regulation (EC) No. 1907/2006  
Low Voltage Directive 2014/35/EU

Person responsible for this declaration.

Place of Issue: Torrance, California, USA

Date: February 28, 2020

Title: Director of Technology

Name: Sonny Su

Signature:



## Déclaration de conformité

TRENDNET®

### Nom et adresse du fabricant

TRENDnet, Inc.  
20675 Manhattan Place  
Torrance, CA 90501 USA

Zwolsestraat 156 2587 WB  
The Hague The Netherlands



### Détails du produit

**Modèle:** TPE-TG160g / TPE-TG240g  
**Nom du produit:** Switch PoE+ Gigabit à 16 ports  
Switch PoE+ Gigabit à 24 ports

**Nom Commercial:** TRENDnet

TRENDnet déclare par la présente que le produit est conforme aux exigences essentielles et aux autres dispositions pertinentes de la Directive en vertu de notre seule responsabilité.

**Sécurité** EN 62368-1:2014+A11:2017

**CEM** EN 55032:2015+AC:2016  
EN 55035:2017  
EN 61000-3-2:2014 Class A  
EN 61000-3-3:2013  
IEC 61000-4-2:2008  
IEC 61000-4-3:2006+A1:2007+A2:2010  
EN 61000-4-4:2012  
IEC 61000-4-5:2014/AMD1:2017  
IEC 61000-4-6:2013  
IEC 61000-4-8:2009  
IEC 61000-4-11:2004/AMD1:2017

Ce produit est conforme à la directives suivante.

**Directives:** Directive CEM 2014/30/UE  
Directive RoHS (UE)2015/863  
Directive WEEE 2012/19/UE  
REACH Règlement (CE) N° 1907/2006  
Directive Basse Tension 2014/35/UE

Personne responsable de cette déclaration.

Lieu de délivrance: Torrance, California, USA

Date: 28 Février, 2020

Position: Director of Technology

Nom: Sonny Su

Signature:



### Limited Warranty

TRENDnet warrants its products against defects in material and workmanship, under normal use and service. Specific warranty periods are listed on each of the respective product pages on the TRENDnet website.

### Garantie Limitée

TRENDnet garantit ses produits contre les problèmes de matériel ou de fabrication, dans des conditions normales d'utilisation et de service. Les périodes de garanties précises sont mentionnées sur chacun des pages produits du site web de TRENDnet.

### Eingeschränkte Garantie

TRENDnet gewährt eine Garantie für seine Produkte im Falle von Material- und Bearbeitungsdefekten, bei normaler Verwendung und Wartung. Spezielle Garantiezeiträume werden auf jeder Produktseite auf der Website von TRENDnet genannt.

### Garantia limitata

TRENDnet garantiza que sus productos carecen de defectos en el material y la fabricación, en condiciones de uso y funcionamiento normales. Los periodos específicos de garantía figuran en cada una de las páginas de producto del sitio web de TRENDnet.

### Ограниченная гарантия

Компания TRENDnet предоставляет гарантию на свои изделия от дефектов материалов и сборки при нормальном использовании и обслуживании. Конкретные гарантийные сроки указаны на странице каждого продукта на сайте компании TRENDnet.

### Garantia Limitada

A TRENDnet garante seus produtos contra defeitos de material e mão de obra sob condições normais de uso e serviço. Os períodos de garantia específicos estão listados em cada uma das páginas dos respectivos produtos no site da TRENDnet.

### Piiratud garantii

TRENDneti garantii hõlmab materjali- ja koostamisdefekte, mis ilmnevad toote tavapärase kasutamisel. Garantiiaja täpne pikkus konkreitse toote puhul on leitav TRENDneti kodulehelt vastava toote infolehel.

### Garanzia limitata

TRENDnet garantisce i propri prodotti da difetti di materiali e manodopera, in condizioni di normale uso ed esercizio. I periodi di garanzia specifici sono elencati sulle rispettive pagine di prodotto sul sito TRENDnet.

### UL Warning

- Elevated Operating Ambient Temperature-If installed in a closed or multi-unit rack assembly, the operating ambient temperature of the rack environment may be greater than room ambient. Therefore, consideration should be given to installing the equipment in an environment compatible with the manufacturer's maximum rated ambient temperature (T<sub>ma</sub>).
- Reduced Air Flow- Installation of the equipment in a rack should be such that the amount of air flow required for safe operation of the equipment is not compromised.
- Mechanical Loading-Mounting of the equipment in the rack should be such that a hazardous condition is not achieved due to uneven mechanical loading.
- Circuit Overloading- Consideration should be given to the connection of the equipment to the supply circuit and the effect that overloading of circuits might have on over current protection and supply wiring. Appropriate consideration of equipment nameplate ratings should be used when addressing this concern.
- Reliable Earthing-Reliable earthing of rack-mounted equipment should be maintained. Particular attention should be given to supply connections other than direct connections to the branch circuit (e.g., use of power strips).

The equipment power cord must be connected to a socket outlet with earthing connection.

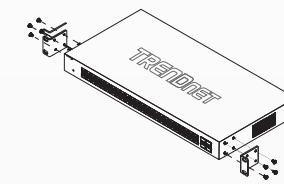
Le cordon d'alimentation de l'appareil doit être raccordé à une prise de courant avec mise à la terre.

### Avertissement:

S'applique uniquement aux produits PoE: Ce produit ne doit être raccordé qu'à des réseaux PoE sans routage vers l'installation extérieure.

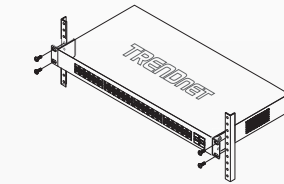
### Rack Installation

The Switch can be mounted in an EIA standard, 19-inch rack, which can be placed in a wiring closet with other equipment. To install, attach the mounting brackets on the switch's front panel (one on each side) and secure them with the screws provided.



### Attaching the mounting brackets to the Switch

Then, use the screws provided with the equipment rack to mount the Switch in the rack.



### Installing the Switch in an equipment rack

### Certifications

This device complies with Part 15 of the FCC Rules. Operation is subject to the following two conditions:

- This device may not cause harmful interference.
- This device must accept any interference received. Including interference that may cause undesired operation.



Waste electrical and electronic products must not be disposed of with household waste. Please recycle where facilities exist. Check with your Local Authority or Retailer for recycling advice.

This equipment has been tested and found to comply with the limits for a Class A digital device, pursuant to part 15 of the FCC Rules. These limits are designed to provide reasonable protection against harmful interference when the equipment is operated in a commercial environment. This equipment generates, uses, and can radiate radio frequency energy and, if not installed and used in accordance with the instruction manual, may cause harmful interference to radio communications. Operation of this equipment in a residential area is likely to cause harmful interference in which case the user will be required to correct the interference at his own expense.

FCC Caution: Any changes or modification not expressly approved by the party responsible for compliance could void the user's authority to operate this equipment.

Applies to PoE Products Only: This product is to be connected only to PoE networks without routing to the outside plant.

### Note

The Manufacturer is not responsible for any radio or TV interference caused by unauthorized modifications to this equipment. Such modifications could void the user's authority to operate the equipment.

### Advertencia

En todos nuestros equipos se mencionan claramente las características del adaptador de alimentación necesario para su funcionamiento. El uso de un adaptador distinto al mencionado puede producir daños físicos y/o daños al equipo conectado. El adaptador de alimentación debe operar con voltaje y frecuencia de la energía eléctrica domiciliaria existente en el país o zona de instalación.

### Technical Support

If you have any questions regarding the product installation, please contact our Technical Support.

Toll free US/Canada: 1-866-845-3673

Regional phone numbers available at [www.trendnet.com/support](http://www.trendnet.com/support)

### TRENDnet

20675 Manhattan Place  
Torrance, CA 90501  
USA

### Product Warranty Registration

Please take a moment to register your product online. Go to TRENDnet's website at:

[www.trendnet.com/register](http://www.trendnet.com/register)