DATE	REV	DESCRIPTION	BY	CHKD
2022.11.08	A/0	NEW	LMF	

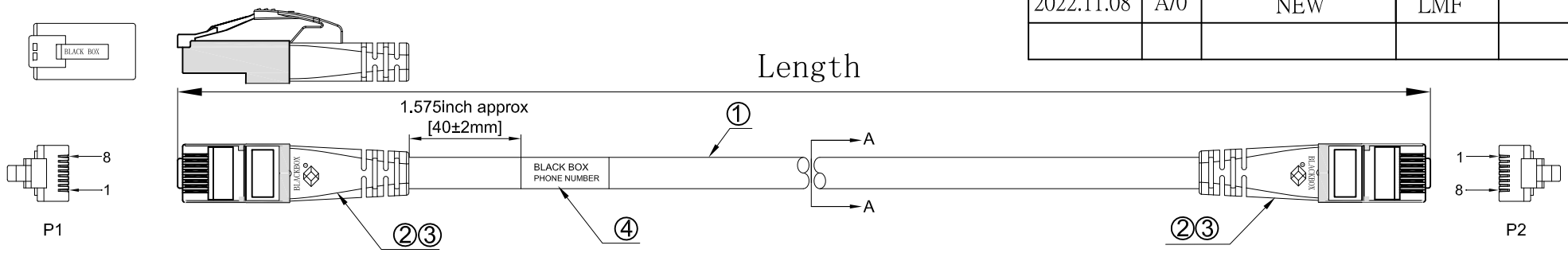

Marking: BLACK BOX CORPORATION --- GIGATRUE CATEGORY 6 SHIELDED --- TESTEDTO 250MHZ --- ▲ E196163-Y CM (UL) c(UL) S/FTP 60℃ 4PR 26AWG STR ▲ 3P VERIFIED TO ANSI/TIA-568.2-D & ISO/IEC 11801-1 & EN 50288-5-2 & IEC60332-1-2 MM-YY

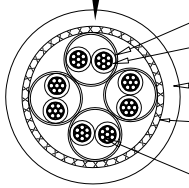

A-A

- AL-MYLAR
- INSULATION:(Foam PE+PE OD:1.05mm)x4P
- JACKET:PVC OD= 5.8±0.3mm
- BRAIDING:TC
- CONDUCTOR:(26AWG BC STR)x4P

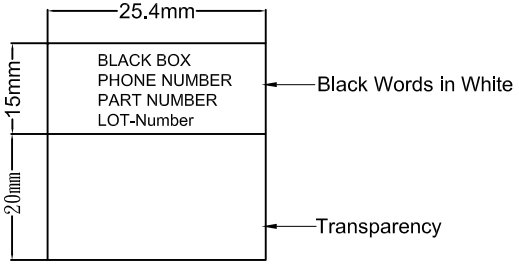

LABEL

Conductor		Bare Copper 26AWG 7/0.0060inch approx
Insulation		Thickness:MIN at any point:0.0079inch MAX AVG:0.0138inch Diameter:0.0421inch approx
Jacketing	PVC	Thickness:MIN at any point:0.0197inch MAX AVG:0.0217inch Diameter:0.2284inch approx
WIRE		CAT.6 S/FTP Stranded 26AWGX4P
PLUG		Assembly+BOOT 8P8C 50u″(1.27μm) Gold 3 piece plug (film+stand+plug)
COLOR		BLACK

RJ45 Plugs Standard-IEC 60603-7

No.	TITLE	DESCRIPTION	Q'TY
④	Label	Cable Label 35x25.4mm	1PC
③	Boot	Transparent Boot Marking “BLACK BOX”	2PCS
②	Plug	RJ45 8P8C 50u" Shielded Marking “BLACK BOX”	2PCS
①	Cable	LAN CABLE Cat.6 S/FTP 26AWGx4P STR PVC CM	A/R

Note:
1.Channel Test
2.100% Test(Open,short,miswire)
3.Contact Resistance:2Ω Max.
4.Insulation Resistance:DC/250V,10 MΩ Min. For 0.01s
5.Hi-pot Test:AC/250V 5mA Max. For 0.01s
6.All Material meet the RoHS2.0，Reach

Attenuation (Maxinmum):35.9dB @250MHZ
Cable Type:4-pair S/FTP
Conductor Gauge:26AWG, stranded
Frequency:Up to 250MHZ
Impedance:100±15 ohms
NEXT (Minimum):33.1dB @250MHZ
PS-NEXT (Minimum):30.2dB @250MHZ
Return Loss (Minimum):8dB @250MHZ
Standards:ANSI/TIA-568.2-D CAT.6 Channel

PINOUT

P1(T568B)	P2(T568B)	WIRE
1	1	WHITE/ORANGE
2	2	ORANGE
3	3	WHITE/GREEN
6	6	GREEN
4	4	BLUE
5	5	WHITE/BLUE
7	7	WHITE/BROWN
8	8	BROWN
Shield	Shield	BRAID

Tolerance:
X. ±
.X ±
.XX ±
.XXX ±
Angle:
X° ±
.X° ±

BLACK BOX

Approved by:	P/N:C6PC70S-BK-XX
Drawn by: LMF	Description: Cat.6 S/FTP #26 +Locking Snagless Boots
Date: 2022. 11. 08	DWG. NO:
Scale: Unut: mm	AHEET: 1 OF 1 REV:03

GFWC-S220254