





USB KVM Switch General Quick Reference Sheet**For Windows and Mac with Num Lock**

Command	Hot Keys	Description
Select computer	 + 	Select the next active computer channel



For Windows with Scroll Lock

Command	Hot Keys	Description
Select computer	 + 	Select the next active computer channel

Push Button Method

Command	Push Button	Description
Select computer	Push the button on the KVM unit	Select the next active computer channel

Note:

1. The Hot key sequence ( + ) denotes that you hit the individual key consecutively, one at a time, not simultaneously.
2. Press the Scroll Lock key twice within 2 seconds or the switch will exit Hot Key mode.
3. For computer switching, you can use the push button, keyboard Hot Key, command or the KVM switching utility (Compatible with Windows only).
4. Please download the utility from the TRENDnet website www.trendnet.com/download/ and select the corresponding model.