


2-Port Portable HDMI® Video Splitter with USB Power - 4K 60Hz

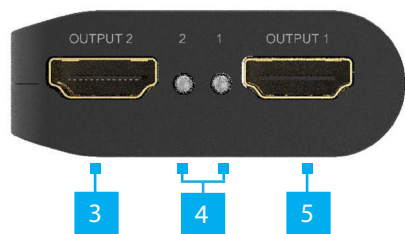
Product ID

HDMI-SPLITTER-4K60UP


Top View



Front View



Rear View



Component	Function
1	HDMI Input Dangle Cable • Connect to an HDMI Source Device
2	Reset Button • Resets the HDMI Splitter , forcing re-detection of the HDMI Displays
3	HDMI Output 2 • Connect to an HDMI Display
4	Display Activity LEDs • Solid Blue: Connection to an HDMI Display detected
5	HDMI Output 1 • Connect to an HDMI Display
6	USB Micro-B Power Port • Connect to the included USB Wall Charger for power
7	Power LED • Solid Blue: Indicates if power is being received

Product Information

For the latest manuals, product information, technical specifications, and declarations of conformance, please visit: www.StarTech.com/HDMI-SPLITTER-4K60UP

Package Contents

- 2-Port HDMI Splitter x 1
- USB Micro-B Cable x 1
- USB Wall Charger x 1
- Quick-Start Guide x 1

Requirements

- HDMI Source x 1
- HDMI Display x 2
- HDMI Cables (sold separately) x 2

Installation

Note: Ensure your **HDMI Source Device**, and the **HDMI Displays** are powered off before you begin installation.

1. Connect the **HDMI Input Dangle Cable** on the **HDMI Splitter** to the **HDMI Output Port** of your **HDMI Source Device**.
2. Connect the **HDMI cables** (not included) from each of the **HDMI Output Ports** on the **HDMI Splitter**, to the **HDMI Input Port** on your **HDMI Displays**.

Note: Each port is numbered, please take note of which number is assigned to each **HDMI-enabled display device**.

3. Power on each **HDMI Display**, followed by your **HDMI Source Device**.
4. Plug in the included **USB Wall Charger** to an available **Wall Outlet**.
5. Connect the included **USB Micro-B Cable** from the **USB Wall Charger**, to the **USB Micro-B Power Port**, located on the rear of the **HDMI Splitter**.
6. Your **HDMI Source Device** will now display an identical image on each attached **HDMI-enabled display device**.

Regulatory Compliance

FCC - Part 15

This equipment has been tested and found to comply with the limits for a Class B digital device, pursuant to part 15 of the FCC Rules. These limits are designed to provide reasonable protection against harmful interference in a residential installation.

This equipment generates, uses and can radiate radio frequency energy and, if not installed and used in accordance with the instructions, may cause harmful interference to radio communications. However, there is no guarantee that interference will not occur in a particular installation. If this equipment does cause harmful interference to radio or television reception, which can be determined by turning the equipment off and on, the user is encouraged to try to correct the interference by one or more of the following measures:

- Connect the equipment into an outlet on a circuit different from that to which the receiver is connected.
- Consult the dealer or an experienced radio/TV technician for help

This device complies with part 15 of the FCC Rules. Operation is subject to the following two conditions:

(1) This device may not cause harmful interference, and (2) this device must accept any interference received, including interference that may cause undesired operation. Changes or modifications not expressly approved by StarTech.com could void the user's authority to operate the equipment.

Industry Canada Statement

This Class B digital apparatus complies with Canadian ICES-003.

Cet appareil numérique de la classe [B] est conforme à la norme NMB-003 du Canada.

CAN ICES-3 (B)/NMB-3(B)

This device complies with Industry Canada licence-exempt RSS standard(s). Operation is subject to the following two conditions:

(1) This device may not cause interference, and (2) This device must accept any interference, including interference that may cause undesired operation of the device.

Le présent appareil est conforme aux CNR d'Industrie Canada applicables aux appareils radio exempts de licence. L'exploitation est autorisée aux deux conditions suivantes:

(1) l'appareil ne doit pas produire de brouillage, et (2) l'utilisateur de l'appareil doit accepter tout brouillage radioélectrique subi, même si le brouillage est susceptible d'en compromettre le fonctionnement.

Warranty Information

This product is backed by a two-year warranty.

For further information on product warranty terms and conditions, please refer to www.startech.com/warranty.

Limitation of Liability

In no event shall the liability of StarTech.com Ltd. and StarTech.com USA LLP (or their officers, directors, employees or agents) for any damages (whether direct or indirect, special, punitive, incidental, consequential, or otherwise), loss of profits, loss of business, or any pecuniary loss, arising out of or related to the use of the product exceed the actual price paid for the product. Some states do not allow the exclusion or limitation of incidental or consequential damages. If such laws apply, the limitations or exclusions contained in this statement may not apply to you.

StarTech.com Ltd.
45 Artisans Cres
London, Ontario
N5V 5E9
Canada

StarTech.com LLP
4490 South Hamilton
Road
Groveport, Ohio
43125
U.S.A.

StarTech.com Ltd.
Unit B, Pinnacle 15
Gowerton Rd,
Brackmills
Northampton
NN4 7BW
United Kingdom

StarTech.com Ltd.
Siriusdreef 17-27
2132 WT Hoofddorp
The Netherlands

FR: startech.com/fr
DE: startech.com/de
ES: startech.com/es
NL: startech.com/nl
IT: startech.com/it
JP: startech.com/jp