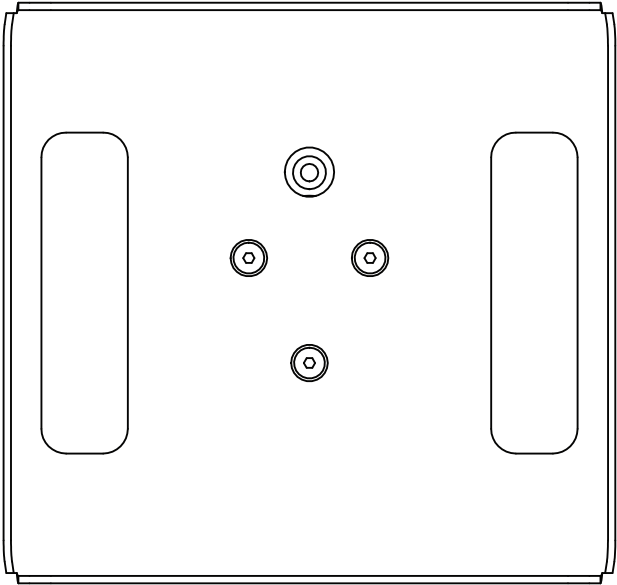



ENS Group **MM-10-501 & MM-10-502** Instructions
PARTS INCLUDED

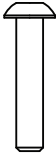


Printer Mount - Small
MM-10-501

OR



Printer Mount - Large
MM-10-502



M4 x 20mm
Socket Head Screw



2.5 mm Hex Wrench

ENS Group **MM-10-501 & MM-10-502** PRINTER MOUNT INSTALLATION

Tools Required:
2.5mm Hex Wrench (Provided)

Step 1: Attach the Printer Mount to the
Arm using the M4 x 20mm Socket
Head Screw as shown

