

## Installation Guide

PoE Injector

### PWR

On: Power on  
Off: Power off

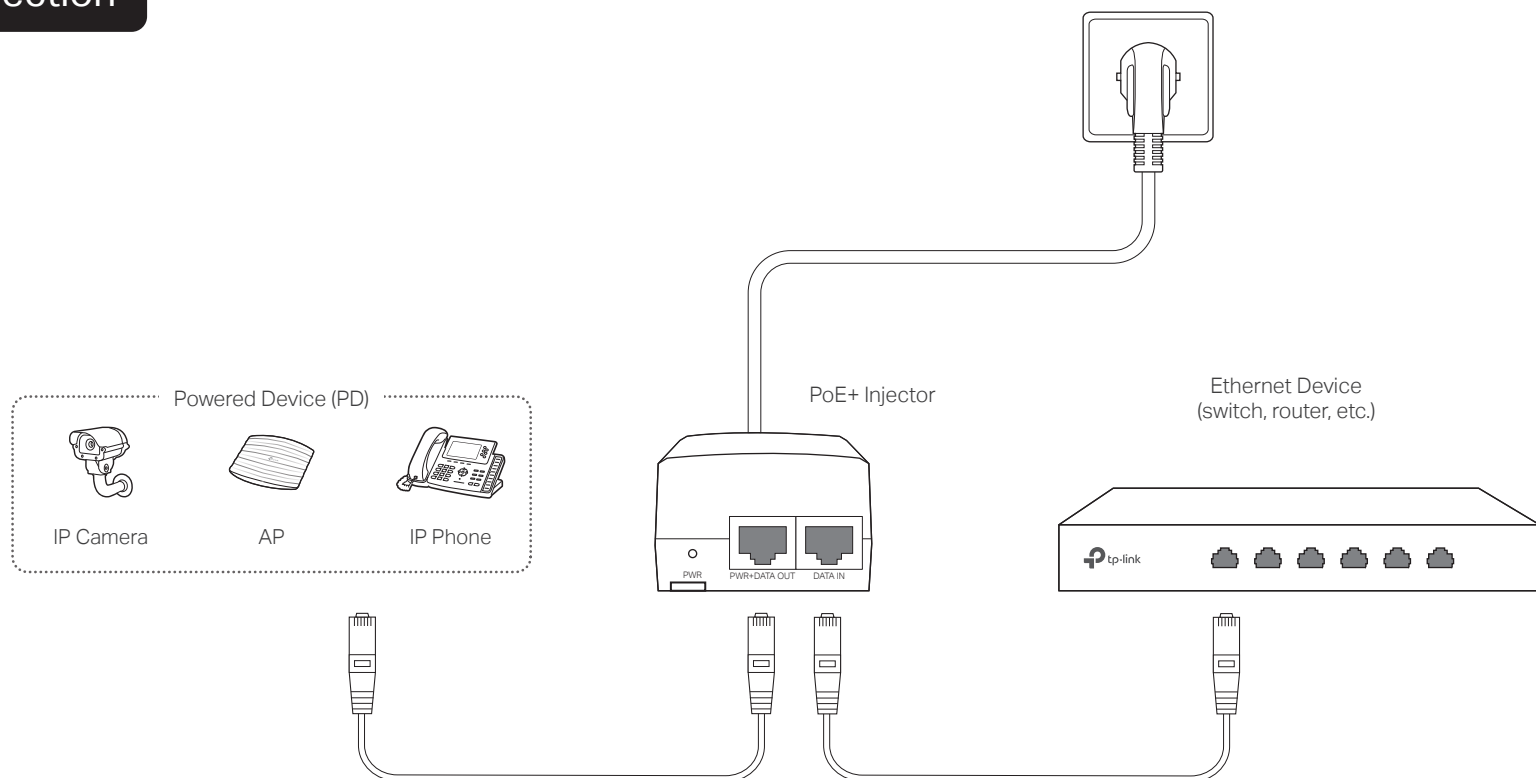
### PoE (Only for TL-POE170S)

On: Normal power supply  
Off: No powered device connected  
Flashing: Abnormal power supply

### Note:

For simplicity, we will take TL-POE160S for example in this Guide.

### Connection



### Note:

1. The PoE Injector supplies steady power and data connectivity to a powered device such as PoE IP Camera, PoE AP and PoE IP Phone through an Ethernet cable.
2. For TL-POE170S, plug the product into the wall outlets with earthing connection through the power supply cord.

# Specifications

## General Specifications

Standards	IEEE 802.3i, IEEE 802.3u, IEEE 802.3ab, IEEE 802.3af, IEEE 802.3at IEEE 802.3bt (Only for TL-POE170S)
LED	TL-POE160S: PWR TL-POE170S: PWR, PoE
Cable Type	UTP/STP of Cat. 5 or above (based on the standards that the connected devices comply with)
Ports	10/100/1000 Mbps RJ45 DATA IN Port 10/100/1000 Mbps RJ45 PWR+DATA OUT Port AC 100–240 V 50/60 Hz Power Input Port
Maximum Power Supply	TL-POE160S: 30 W TL-POE170S: 60 W
Dimensions (L×W×H)	TL-POE160S: 125×59.4×36.8 mm TL-POE170S: 154.7×70×42 mm
Wall Mountable	Yes
Distance Between Mounting Holes	TL-POE170S: 102 mm

## Environmental and Physical Specifications

Operating Temperature	TL-POE160S: 0 °C to 40 °C (32 °F to 104 °F) TL-POE170S: 0 °C to 45 °C (32 °F to 113 °F)
Storage Temperature	-40 °C to 70 °C (-40 °F to 158 °F)
Operating Humidity	10% to 90% RH non-condensing
Storage Humidity	5% to 90% RH non-condensing

## Safety Information

- Keep the device away from water, fire, humidity or hot environments.
- Do not attempt to disassemble, repair, or modify the device. If you need service, please contact us.
- Do not use any other chargers than those recommended.
- Do not use damaged charger or USB cable to charge the device.
- The socket-outlet shall be installed near the equipment and shall be easily accessible.

Please read and follow the above safety information when operating the device. We cannot guarantee that no accidents or damage will occur due to improper use of the device. Please use this product with care and operate at your own risk.

## FAQ


**Q1. Can the PoE injector supply power to a PoE device which doesn't have a gigabit PoE port?**


**A:** Yes. All RJ45 ports of the PoE injector support 10/100/1000 Mbps.


**Q2. What can I do if my PoE injector doesn't supply power to the powered device or the supplied power is unstable?**

**A1:** Ensure the PD is PoE-compliant and its connecting port supports the PoE function.

**A2:** Ensure the power consumption of the PD doesn't exceed the maximum power supply of the PoE injector, otherwise the overload protection of the PoE injector will be activated. The quality and length of the Ethernet cable may influence the reception of the power supply.

 To ask questions, find answers, and communicate with TP-Link users or engineers, please visit <https://community.tp-link.com> to join TP-Link Community.

 For technical support and other information, please visit <https://www.tp-link.com/support>, or simply scan the QR code.

 If you have any suggestions or needs on the product guides, welcome to email [techwriter@tp-link.com.cn](mailto:techwriter@tp-link.com.cn).



TP-Link hereby declares that the device is in compliance with the essential requirements and other relevant provisions of directives 2014/30/EU, 2014/35/EU, 2009/125/EC, 2011/65/EU and (EU)2015/863. The original EU declaration of conformity may be found at <https://www.tp-link.com/en/support/ce>.

TP-Link hereby declares that the device is in compliance with the essential requirements and other relevant provisions of the Electromagnetic Compatibility Regulations 2016 and Electrical Equipment (Safety) Regulations 2016.

The original UK Declaration of Conformity may be found at <https://www.tp-link.com/support/ukca>



# FCC FCC compliance information statement

Product Name: PoE Injector  
Model Number: TL-POE160S/TL-POE170S

Responsible party:  
TP-Link USA Corporation  
Address: 110 Mauchly, Irvine, CA 92618  
Website: <https://www.tp-link.com/us/>  
Tel: +1 626 333 0234  
Fax: +1 909 527 6804  
E-mail: [sales.usa@tp-link.com](mailto:sales.usa@tp-link.com)

This equipment has been tested and found to comply with the limits for a Class A digital device, pursuant to part 15 of the FCC Rules. These limits are designed to provide reasonable protection against harmful interference when the equipment is operated in a commercial environment. This equipment generates, uses, and can radiate radio frequency energy and, if not installed and used in accordance with the instruction manual, may cause harmful interference to radio communications. Operation of this equipment in a residential area is likely to cause harmful interference in which case the user will be required to correct the interference at his own expense.

This device complies with part 15 of the FCC Rules. Operation is subject to the following two conditions:

- 1) This device may not cause harmful interference.
- 2) This device must accept any interference received, including interference that may cause undesired operation.

Any changes or modifications not expressly approved by the party responsible for compliance could void the user's authority to operate the equipment.

We, TP-Link USA Corporation, has determined that the equipment shown as above has been shown to comply with the applicable technical standards, FCC part 15. There is no unauthorized change is made in the equipment and the equipment is properly maintained and operated.

Issue Date: 2021.7.23

## CE Mark Warning

This is a class A product. In a domestic environment, this product may cause radio interference, in which case the user may be required to take adequate measures.

## Industry Canada Statement

CAN ICES-3 (A)/NMB-3(A)

この装置は、クラスA情報技術装置です。この装置を家庭環境で使用すると電波妨害を引き起こすことがあります。この場合には使用者が適切な対策を講ずるよう要求されることがあります。

VCCI-A

## Canadian Compliance Statement

This device contains licence-exempt transmitter(s)/receiver(s) that comply with Innovation, Science and Economic Development Canada's licence-exempt RSS(s). Operation is subject to the following two conditions:

- (1) This device may not cause interference.
  - (2) This device must accept any interference, including interference that may cause undesired operation of the device.
- L'émetteur/récepteur exempt de licence contenu dans le présent appareil est conforme aux CNR d'Innovation, Sciences et Développement économique Canada applicables aux appareils radio exempts de licence. L'exploitation est autorisée aux deux conditions suivantes :

- 1) L'appareil ne doit pas produire de brouillage;
- 2) L'appareil doit accepter tout brouillage radioélectrique subi, même si le brouillage est susceptible d'en compromettre le fonctionnement.

To mount the device on a wall, use 2 screws which complies with ANSI B1.1 4#, (5#), 6# standard and are more than 7 mm in length. When the screws are fixed on the wall, the distance between the screw head and the wall should be more than 1.5 mm.

## BSMI Notice

### 安全諮詢及注意事項

- 請使用原裝電源供應器或只能按照本產品注明的電源類型使用本產品。
- 清潔本產品之前請先拔掉電源線。請勿使用液體、噴霧清潔劑或濕布進行清潔。
- 注意防潮，請勿將水或其他液體潑灑到本產品上。
- 插槽與開口供通風使用，以確保本產品的操作可靠並防止過熱，請勿堵塞或覆蓋開口。
- 請勿將本產品置放於靠近熱源的地方。除非有正常的通風，否則不可放在密閉位置中。
- 請不要私自拆開機殼或自行維修，如產品有故障請與原廠或代理商聯繫。







此為甲類資訊技術設備，于居住環境中使用時，可能會造成射頻擾動，在此種情況下，使用者會被要求採取某些適當的對策。

### 限用物質含有情況標示聲明書

產品元件名稱	限用物質及其化學符號					
	鉛 Pb	鎘 Cd	汞 Hg	六價鉻 Cr <sup>6+</sup>	多溴聯苯 PBB	多溴二苯醚 PBDE
PCB	○	○	○	○	○	○
外殼	○	○	○	○	○	○
電源供應器	-	○	○	○	○	○

備考1: "○"系指該項限用物質之百分比含量未超出百分比含量基準值。  
備考2: "-"系指該項限用物質為排除項目。

### Explanation of the symbols on the product label

	Indoor use only
	AC voltage
	RECYCLING This product bears the selective sorting symbol for Waste electrical and electronic equipment (WEEE). This means that this product must be handled pursuant to European directive 2012/19/EU in order to be recycled or dismantled to minimize its impact on the environment. User has the choice to give his product to a competent recycling organization or to the retailer when he buys a new electrical or electronic equipment.
	Energy efficiency marking (level VI)
	Polarity of output terminals
	Class II equipment
	Caution
	Operator's manual