

User Manual

Accell Air USB-C Docking Station
Model: K172B-010B




Package Contents


- Accell Air USB-C docking station
- AC power adapter
- User manual

Product Overview

Front view

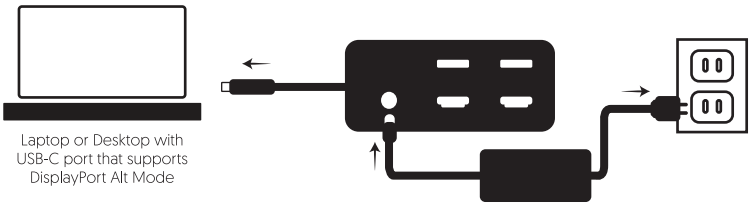


Back view

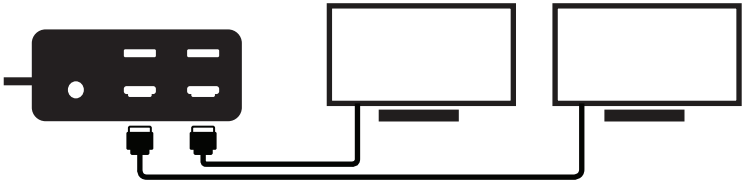


Quick Start Guide

Connect the docking station to a power source with the included adapter. Then connect the docking station to a computer with a USB-C port that supports DisplayPort Alt Mode. The docking station also supports up to 100W of Power Delivery (PD) to charge the connected host device.



Connects up to 2 external displays, as needed, with HDMI cables [HDMI 2.0 cables for max resolutions].

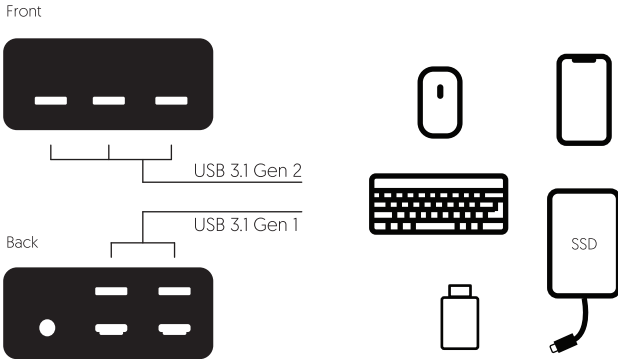


Maximum resolution and frame rate supported:

	Without DSC 1.2		With DSC 1.2	
	HDMI 1	HDMI 2	HDMI 1	HDMI 2
Single Display	4K@30Hz	-	4K@60Hz	-
Single Display	-	4K@30Hz	-	4K@60Hz
Dual Display	4K@30Hz	1080p@60Hz	4K@60Hz	4K@60Hz

Known Computers and GPUs that support DSC 1.2:
NVIDIA TURING™ RTX 20 and 30 series AMD Radeon™ RX 5000 and 6000 series

Connects up to 5 USB-A devices such as mouse, keyboard, USB flash drive, SSD storage, and smartphones to the docking stations.



Customer Support

Contact us at support@acellww.com

Or call toll free number

1-877-353-0772 [Monday - Friday 9am - 5pm PST]



1-Year-Limited-Warranty, please save your receipt.
Designed in Fremont California. Made in China.

©2021 Acell Corporation

All Rights Reserved

Acell is a registered trademark of Acell Corporation

Specifications are subject to change without notice