

THANK YOU FOR CHOOSING ANYWHERE CART!

The AC-LITE is designed to charge and store up to 30 Chromebooks and tablets. Please review this manual before installing your equipment to learn how to safely use your cart.

AC input: 120V AC 60 Hz
Max amps: 12A
Max wattage: 1875W

IDENTIFYING COMPONENTS



Front of Cart

1. Push Handle
2. Door Lock Latch w/Padlock Flange
3. (Left & Right) Power Cords w/ Wrap Brackets
4. 4" Swivel / Lock Casters (2)
5. 4" Swivel / Directional Casters (2)

Front of Cart (open)

6. Device Cord Pass-Thru
7. Door Hinges
8. Door Lock Latch
9. Removable Dividers

Back of Cart (open)

10. Removable back panel (not shown)
11. Air Flow Vents
12. AC Adapter Baskets
13. Power Outlet Strips

Specifications subject to change without notice



WARNING

THIS IS NOT A TOY. ALWAYS FOLLOW SAFETY PRECAUTIONS.

ONLY ADULTS should move the cart.



DO NOT allow children to move or climb.



DO NOT ride or run with the cart.



DO NOT attempt to move downstairs.



DO NOT place liquids on or near the cart.



IMPORTANT

THE ELECTRICAL SYSTEM IS DESIGNED TO HANDLE A MAXIMUM OF 1875 WATTS. If wattage exceeds 1875W at one time, charging system will not operate correctly. Remove devices until the total wattage is under 1875W.



WARNING

• THIS IS NOT A TOY. CHILDREN SHOULD NEVER MOVE OR CLIMB THE CART!

- ONLY ADULTS should move the cart.
- NEVER climb, sit on or tilt the cart.
- ALWAYS move the cart slowly and be aware of your surroundings.
- ALWAYS latch doors before moving the cart.
- DO NOT use the power cord to pull the cart.
- DO NOT roll the cart over the power cord.
- DO NOT touch any part of the electrical system while plugged in.
- DO NOT place liquids on or near the cart.
- DO NOT use an extension cord with this unit.
- DO NOT plug in the cart if the switch, receptacles, or power cord are broken, cracked, torn or inadequately repaired.
- Repairs should always be performed by a qualified electrician.
- Set the power switch to the OFF position before you unplug the unit from the wall, plug the unit into the wall, or plug in devices.
- If external devices are set on top of the cart, remove them before rolling cart around.

Model:

Serial Number:

Charging System:


Date Of Purchase:

Reseller Name:

Customer ID:

INSTALLING HANDLE

1. Open the front door and located the cardboard box containing the handle rod, handle bolts, brackets and hex wrenches.
2. On the left side of the cart, locate and unscrew the hardware for the handle.
3. Attach and tighten the brackets to the body using the hardware removed from step 2.
4. Fit the handle rod between the brackets and tighten the handle bolts.



UNDERSTANDING POWER REQUIREMENTS

THE ELECTRICAL SYSTEM IS DESIGNED TO HANDLE A MAXIMUM OF 1875 WATTS.



1. In order to evenly distribute the electrical load, use 2 separate outlets on different circuits if possible.
2. If 2 separate outlets are not available, review your device's power adapters requirements:



30 Watts
X
30 Devices
900 Watts



50 Watts
X
30 Devices
1500 Watts



65 Watts
X
30 Devices
1950 Watts



If wattage exceeds 1875W at one time, charging system will not operate correctly. Remove devices until the total wattage is under 1875W.

Specifications subject to change without notice

SETTING UP YOUR DEVICES UP FRONT

Device slots come set at around 1.4" wide and are removable to fit larger device width.

1. Using a ruler, measure the thickest part of your device. If it is less than 1" thick, skip to next page.




2. If your device is thicker than 1", locate & remove thumbscrew by turning counter clockwise.



3. Slide Retaining Strip forward & out of the way. Strip can be removed if needed.



4. Pulling forward, then up, remove divider panel.



5. Adjust spacing as needed.



6. Slide retaining metal strip into place & replace thumbscrew.



Specifications subject to change without notice

SETTING UP YOUR DEVICES IN BACK

1. Remove basket by pulling forward first, then pull upward.




2. If your device uses “wall wart” style adapters, plug into outlets then skip to step 5.



3. If your device power adapters are “brick” style, feed power cables thru holes.



4. Hook basket(s) back in place & plug power cables into outlets.



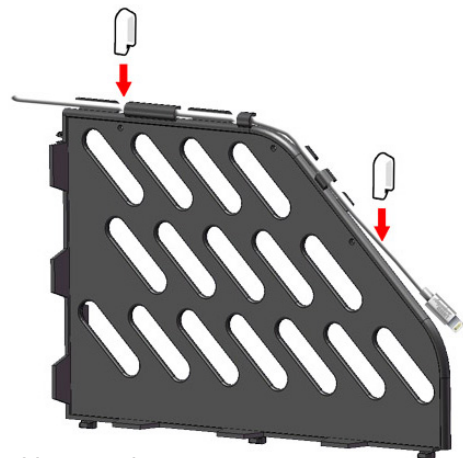
5. Feed device cables into pass-thru slots to front of cart.



6. Working up front, weave device cables into divider tabs.



7. Use the supplied Cable Clips to fasten each cable to the divider by pressing down firmly, securing the cable in place.



Specifications subject to change without notice

CHARGING YOUR DEVICES

1. Plug both left and right power cords into two outlet, if possible.
2. If 2 separate outlets are not available, review your device's power adapters requirements by reviewing previous section "Understanding power requirements"



Specifications subject to change without notice

ELECTRICAL TROUBLESHOOTING


Plugging in both Left and Right power cords:

Verify both Left and Right power cords are plugged into functional outlets.



Devices are not charging:

Verify all 4 power strips inside cart are on the RESET position, not in the OFF position.



Overloaded Circuit:

Verify the maximum load of all devices is under 1875W.



65 Watts
X
30 Devices
1950 Watts



If wattage exceeds 1875W at one time, charging system will not operate correctly. Remove devices until the total wattage is under 1875W.

Specifications subject to change without notice

© 2017 Anywhere Cart | 42400 Winchester Rd Temecula, CA 92590 | 888-650-4488 | www.AnywhereCart.com

LIMITED WARRANTY

1. The terms below shall have the following definitions for purposes of this Warranty:

"Client" means the original party purchasing the Products from Anywhere Cart or from an authorized dealer to sell Anywhere Cart branded products.

"Components" mean the mechanical components of a Product including the wheels, locks, drawer slides and hinges.

"Electronics" mean the electronic timer, Sync station and power strips. Cords and switches are not warrantied.

"Frame" means the main frame or chassis of a Product.

"Products" means any goods and any related services to be supplied by Anywhere Cart to the Client pursuant to the Acceptance of an Order and any other goods or services which Anywhere Cart supplies to the Client from time to time.

Anywhere Cart warrants that the Products to be supplied to Client are free from defects in material and workmanship under normal use and service for which they were intended if, but only if, the Products have been properly installed and operated. Anywhere Cart's obligation under this Warranty is limited to only supplying replacement part(s) for any part(s) which are returned and found to be defective, provided that such part(s) are returned to Anywhere Cart within the following Warranty Period:

- a. With regard to the Frame, the Warranty Period shall be for the life of the Product to Client.
- b. With regard to Components, the Warranty Period shall be for a period of two (2) years from the date of delivery of the Product to Client.
- c. With regard to Electronics, the Warranty Period shall be for a period of two (2) years from the date of delivery of the Product to Client.

Except as prohibited or limited by applicable law, Anywhere Cart does not warrant that the Products meet the requirements of any safety code of any country, state, municipality, or other jurisdiction, and Client assumes all risk and liability whatsoever resulting from the use thereof, whether used singly or in combination with other machines or apparatus. This Warranty shall not apply to any of Anywhere Cart's Products, or parts thereof, which have been repaired or altered, without Anywhere Cart's written consent, outside Anywhere Cart's facility or altered in any way so as, in the sole judgment of Anywhere Cart, to adversely affect the stability or reliability of the Products, or if such Products have been subject to misuse, negligence, or accident, or have been operated in a manner not in accordance with Anywhere Cart's printed instructions or have been operated under conditions more severe than, or otherwise exceeding, those set forth in the specifications for such Products.

EXCEPT AS PROHIBITED OR LIMITED BY APPLICABLE LAW, THIS WARRANTY AND THE OBLIGATIONS AND LIABILITIES OF Anywhere Cart ARE EXCLUSIVE AND IN LIEU OF WARRANTIES, GUARANTIES OR LIABILITIES, EXPRESS OR IMPLIED, INCLUDING ANY IMPLIED WARRANTY FOR MERCHANTABILITY, FITNESS FOR A PARTICULAR PURPOSE, ARISING BY LAW OR OTHERWISE OR WHETHER OR NOT OCCASIONED BY Anywhere Cart's NEGLIGENCE AND CLIENT HEREBY WAIVES ALL REMEDIES NOT EXPRESSLY PROVIDED IN THIS WARRANTY. THIS WARRANTY SHALL NOT BE EXTENDED, ALTERED OR VARIED EXCEPT BY A WRITTEN INSTRUMENT SIGNED BY Anywhere Cart AND CLIENT. REGARDLESS OF THE FAILURE OF THE SOLE AND EXCLUSIVE REMEDIES PROVIDED IN THIS WARRANTY, Anywhere Cart WILL NOT BE LIABLE FOR ANY SPECIAL, INCIDENTAL, INDIRECT OR CONSEQUENTIAL DAMAGES WHATSOEVER (INCLUDING, WITHOUT LIMITATION, DAMAGES FOR LOSS OF REVENUE, BUSINESS OR PROFITS, LOSS RESULTING FROM BUSINESS INTERRUPTION, LOSS OF BUSINESS INFORMATION, LOSS RESULTING FROM ANY CLAIM BY ANY THIRD PARTY, ANY LOSS DUE TO DAMAGE TO PROPERTY, AND INJURY TO OR DEATH OF ANY PERSONS RESULTING, DIRECTLY OR INDIRECTLY, FROM THE USE OR LOSS OF THE PRODUCTS OR ANY OTHER PECUNIARY LOSS) OF ANY KIND OR NATURE. Anywhere Cart NEITHER ASSUMES NOR AUTHORIZES ANY PERSON TO ASSUME FOR IT ANY OTHER LIABILITY IN CONNECTION WITH THE SALE OR USE OF THE PRODUCTS, AND THERE ARE NO ORAL AGREEMENTS OR WARRANTIES COLLATERAL TO OR AFFECTING THIS WARRANTY. THE EXCLUSION OF SPECIAL, INCIDENTAL, INDIRECT OR CONSEQUENTIAL DAMAGES IS AN INDEPENDENT AGREEMENT OF Anywhere Cart AND CLIENT APART FROM THE SOLE AND EXCLUSIVE REMEDIES PROVIDED IN THIS WARRANTY.

Client shall notify Anywhere Cart by registered or certified mail, return receipt requested, of a breach of this Warranty within thirty (30) days after discovery thereof, but not later than the expiration of the applicable Warranty Period, otherwise such claims shall be deemed waived.

2. Limitations of Warranty.

Anywhere Cart makes no warranties to any third party. You are responsible for all claims, damages, settlements, expenses, and attorneys' fees with respect to claims made against You as a result of Your use or misuse of the Product. This warranty applies only if the Product is installed, operated, maintained, and used in accordance with Anywhere Cart specifications. Specifically, the warranties do not extend to any failure caused by (i) accident, unusual physical, electrical, or electromagnetic stress, neglect or misuse, (ii) fluctuations in electrical power beyond Anywhere Cart specifications, (iii) use of the Product with any accessories or options not furnished by Anywhere Cart or its authorized agents, or (iv) installation, alteration, or repair of the Product by anyone other than Anywhere Cart or its authorized agents.

3. Disclaimer of Warranty.

Except As Expressly Provided Otherwise Herein And To The Maximum Extent Permitted By Applicable Law, Anywhere Cart Disclaims All Other Warranties With Respect To The Product, Whether Express, Implied, Statutory Or Otherwise, Including Without Limitation, Satisfactory Quality, Course Of Dealing, Trade Usage Or Practice Or The Implied Warranties Of Merchantability, Fitness For A Particular Purpose Or Noninfringement Of Third Party Rights.

4. Limitation of Liability.

In no event shall Anywhere Cart be liable for indirect, incidental, special, exemplary, punitive, or consequential damages of any nature including, but not limited to, loss of profits, data, revenue, production, or use, business interruption, or procurement of substitute goods or services arising out of or in connection with this limited warranty, or the use or performance of any product, whether based on contract or tort, including negligence, or any other legal theory, even if Anywhere Cart has advised of the possibility of such damages. Anywhere Cart's total, aggregate liability for damages of any nature, regardless of form of action, shall in no event exceed the amount paid by you to Anywhere Cart for the specific product upon which liability is based.

5. Governing Law and Your Rights.

This warranty gives You specific legal rights; You may also have other rights granted under state law. These rights vary from state to state.

6. Warranty Period for Anywhere Cart Product Purchased:

AC-LITE	Lifetime Frame, 2 Years Components, 2 Year Electronics
---------	--

Specifications subject to change without notice