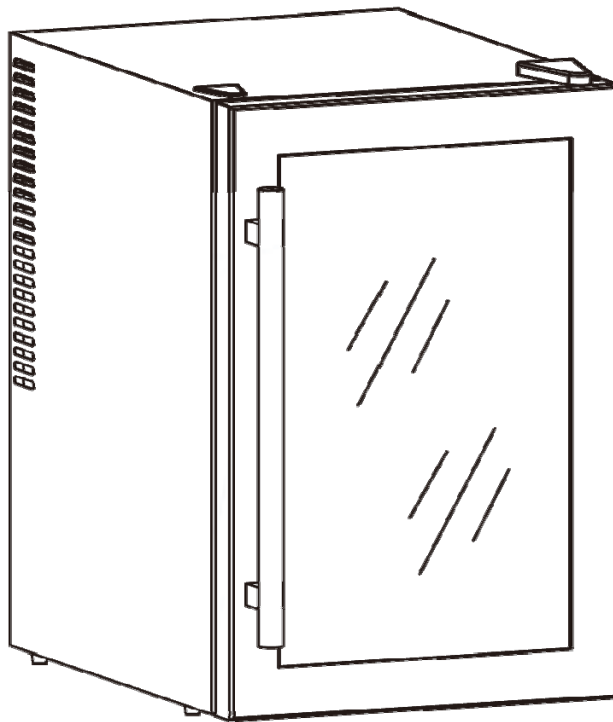


# Vinotemp®

A PROUD HERITAGE OF EXPERIENCE & QUALITY



**12-BOTTLE DUAL-ZONE  
THERMOELECTRIC MIRRORED  
WINE COOLER  
VT-12TSP-2Z (12 BOTTLE)**

OWNER'S MANUAL



WWW.VINOTEMP.COM

## YOUR WINE COOLER

This unit can be used for storage and/or service. The unit has a glass door and soft interior light that you can leave on to elegantly display your wine.

## SERVING WINES

Storing wines at the proper temperature is important. To preserve them as long as possible, wine should be stored at approximately 55° Fahrenheit. However, the chart below suggests the optimal drinking temperature for the different styles of wine.

| °C | °F | Wine Style                     |
|----|----|--------------------------------|
| 19 | 66 | Armagnac, Brandy, Cognac       |
| 18 | 64 | Full Bodied Red wines, Shiraz  |
| 17 | 62 | Tawny Port                     |
| 15 | 59 | Medium Bodied Red Wines        |
| 14 | 57 | Amontillado Sherry             |
| 13 | 55 | Light Bodied Red Wines         |
| 12 | 54 | Full Bodied White Wines        |
| 11 | 52 | Medium Bodied White Wines      |
| 10 | 50 | Rosé, Light Bodied White Wines |
| 9  | 48 | Vintage Sparkling              |
| 8  | 46 | Fino Sherry                    |
| 7  | 45 | Non Vintage Sparkling          |

## **General Operating Instructions**

Remove all packaging and labels from your wine cooler. Be sure that all parts have been included before discarding any packaging materials. You may want to keep the box and packing materials for use at a later date.

Upon receipt and inspection of unit, the supply cord must be replaced if it is damaged. Contact our customer service at 1-800-777-8466 or [info@vinotemp.com](mailto:info@vinotemp.com).

**Please read and follow all safety rules  
and operating instructions before using.**

-Save these instructions-

**To register your product, visit:  
<http://www.vinotemp.com/Warranty.aspx>  
Register your warranty within 10 days of receiving the unit.  
Please be sure to retain your proof of purchase.**

# TABLE OF CONTENTS

|                                     |    |
|-------------------------------------|----|
| IMPORTANT SAFETY INSTRUCTIONS.....  | 5  |
| ELECTRICAL CONNECTION.....          | 6  |
| CIRCUIT DIAGRAM .....               | 6  |
| COOLER DIAGRAM .....                | 7  |
| TECHNICAL DATA .....                | 7  |
| INSTALLATION .....                  | 8  |
| OPERATING YOUR WINE COOLER .....    | 8  |
| CARE AND MAINTENANCE .....          | 9  |
| PROBLEMS WITH YOUR WINE COOLER..... | 10 |
| TROUBLESHOOTING GUIDE .....         | 10 |
| TERMS OF SALE AND WARRANTY .....    | 11 |
| SERVICE & IMPORTANT NOTICE.....     | 12 |



# IMPORTANT SAFETY INSTRUCTIONS

To reduce the risk of fire, electrical shock or injury when using your appliance, follow these basic precautions:

- Ensure that the wine cooler stays in the upright position during transportation.
- Place the wine cooler on a strong, level surface.
- This wine cooler is designed for indoor, household use only. Any other use will void the warranty.
- Avoid placing the wine cooler in moist areas, near any heat source including direct sunlight, or near any hazardous or flammable material.
- This unit must be freestanding and cannot be used as a built-in cooler.
- This cooler is designed to store wine bottles and should not be used to store food or other items.
- An empty cooler can be a dangerous attraction to children. If disposing of the cooler, remove gaskets, latches, lids or the entire door from your unused appliance, or take other action to ensure the cooler is harmless. Leave shelves in so that children may not easily climb inside.
- Do not place any other objects on top of the wine cooler.
- Never lift or carry the wine cooler by the cord.
- Use of an extension cord for the wine cooler is not recommended. Directly connect the wine cooler to an electrical outlet.
- This wine cooler is an electrical appliance. To avoid injury or death from electrical shock, do not operate the wine cooler with wet hands, while standing on a wet surface or while standing in water.
- To avoid injury or death from electrical shock, do not operate the wine cooler with wet hands, while standing on a wet surface or while standing in water.
- To ensure proper internal air circulation, do not overfill the wine cooler.
- Never clean appliance parts with flammable fluids. The fumes can create a fire hazard or explosion.

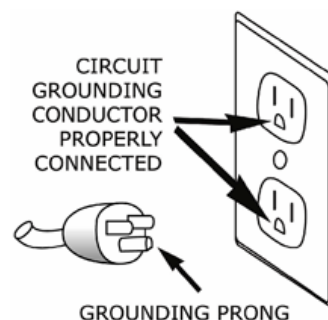
## ELECTRICAL CONNECTION



**Improper use of the grounded plug can result in the risk of electrical shock. If the power cord is damaged, frayed or shows cracks or abrasions across its length, have it replaced at an authorized service center.**

For your protection, this unit is equipped with a 3-conductor cord set that has a molded 3-prong grounding-type plug, and should be used in combination with a properly connected grounding-type outlet.

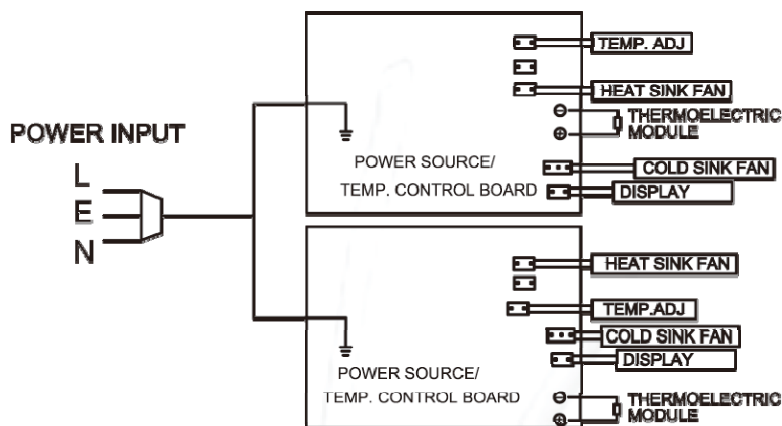
- Do not under any circumstances cut or remove the third ground prong from the power cord supplied. For personal safety, this appliance must be properly grounded.
- The cord should be secured behind the unit and not left exposed or dangling to prevent accidental injury.
- When a standard 2-pin wall outlet is encountered, it is your responsibility to have it replaced with a properly grounded 3-pin wall outlet.
- Never unplug the unit by pulling the power cord. To disconnect the appliance, always grip the plug firmly and pull straight out from the wall outlet. When moving the unit, be careful not to damage the power cord.
- The unit should always be plugged into its own individual electrical outlet with a voltage rating that matches the rating label on the unit.
- Do not pinch or kink the power supply cord.
- Repair or replace all power cords that have become frayed or damaged. Do not use a cord that shows cracks or abrasion damage along its length or at either end. When moving the appliance, be careful not to damage the power cord.



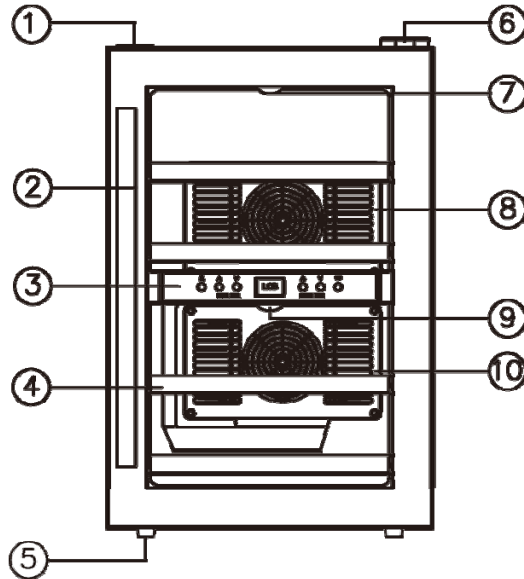
### Extension Cord

**CAUTION:** It is strongly recommended that you do not use an adapter or an extension cord with this unit.

## CIRCUIT DIAGRAM



## COOLER DIAGRAM



- |                              |                |
|------------------------------|----------------|
| 1. Plastic Cover             | 6. Hinge Cover |
| 2. Stainless Steel Handle    | 7. LED Light   |
| 3. Control Panel             | 8. Fan Mask    |
| 4. Wire Shelf with Wood Trim | 9. LED Light   |
| 5. Leveling Leg              | 10. Fan Mask   |

## TECHNICAL DATA

| Model No.                   | VT-12TSP-2Z              |
|-----------------------------|--------------------------|
| Capacity                    | 12 Bottles               |
| Volume                      | 34 liters                |
| Voltage                     | AC 110V                  |
| Frequency                   | 60 HZ                    |
| Input Power                 | 130W                     |
| Power Consumption (kWh/24h) | 1.5                      |
| Temperature Range           | 45°-65°F                 |
| Net Weight / Gross Weight   | 32 Lbs / 36.3 Lbs        |
| Unit Size (WxHxD)           | 13.58" x 21.26" x 19.29" |
| Packing Size (WxHxD)        | 15.16" x 22.05" x 20.67" |

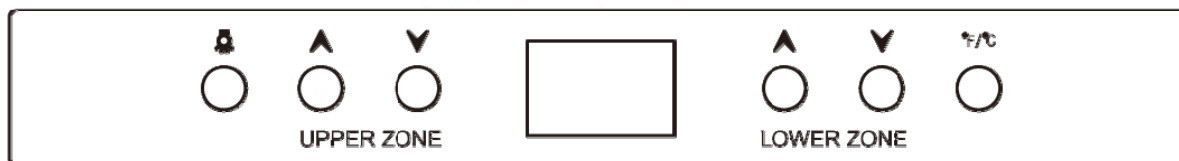
\*Note: This wine cooler is designed to store standard Bordeaux 750 ml bottles. Storing large and/or oddly shaped bottles (including champagne and sparkling wine bottles) will decrease the capacity of your wine cooler.

## INSTALLATION

- Remove all packing material before using your cooler. Check to be sure all parts are included and that the cooler is in good condition.
- Clean the interior surface with lukewarm water using a soft cloth before first use.
- Position the cooler in a dry and airy place. The recommended ambient temperature should be between 50° and 80°F.
- Place your cooler on a solid, level surface (other than carpet). This will ensure vibration and noise-free operation.
- When positioning the cooler, 6 inches of space at the back and 10-12 inches of space both sides are suggested to ensure proper air circulation to cool the cooling system. There also must be unlimited clearance at the top of the cooler to ensure proper air circulation.
- Upon plugging the cooler into an electrical outlet, let the unit run for at least 30 minutes before making any adjustments.
- This wine cooler uses thermoelectric refrigeration technology (no compressor) and is not designed for storage in hot areas like garages, warehouses or outdoors since it is designed to operate at a maximum of 30 degrees below the ambient temperature.
- The unit is designed for freestanding installation only. It is not designed to be installed under a counter, inside a cabinet, or in any location that does not allow the proper clearances on all sides, as stated above.

## OPERATING YOUR WINE COOLER

The wine cooler has an electric temperature control panel and two temperature zones. When first turned on, the LCD will show the ambient temperature, followed by the internal cabinet temperature.



The upper zone temperature can be set between 45° and 65°F. The lower zone can be set between 45° and 65°F. Pressing the “UP” button on the control panel will increase the temperature by 1°F and pressing the “DOWN” button will lower it. Upon choosing your desired temperature, the display will flash the selected temperature setting for 5 seconds before reflecting the current internal cabinet temperature.

The “LIGHT” button turns the interior light on or off. The C/F button alternates the temperature reading between Celsius and Fahrenheit.



# CARE AND MAINTENANCE

## **Cleaning your Wine Cooler:**

- Unplug the wine cooler and remove the bottles and shelves.
- Wash the inside with warm water or a baking soda solution. The solution should be about 2 tablespoons of baking soda to a quart of water.
- The outside of the wine cooler should be cleaned with mild detergent and warm water. Clean the back and bottom of the wine cooler thoroughly to ensure efficient operation.
- Wipe dry with a soft cloth. Dry all surfaces before use.

## **Moving your Wine Cooler:**

- Remove all the bottles.
- Securely tape down all loose items inside your wine cooler.
- Turn the leveling legs up to the base to avoid damage.
- Tape the door shut.
- Be sure the wine cooler stays in the upright position during transportation.

# PROBLEMS WITH YOUR WINE COOLER

You can solve many common wine cooler problems easily, saving you the cost of a possible service call. Try the suggestions below to see if you can solve the problem before contacting Vinotemp at [info@vinotemp.com](mailto:info@vinotemp.com).

## TROUBLESHOOTING GUIDE

| PROBLEM                          | POSSIBLE CAUSE  |
|----------------------------------|---|
| Wine cooler does not operate     | <ul style="list-style-type: none"> <li>• Check if unit is plugged in.</li> <li>• Check voltage level.</li> <li>• Check for broken fuse.</li> </ul>  |
| Wine cooler is not cold enough   | <ul style="list-style-type: none"> <li>• Check the temperature control setting.</li> <li>• Ensure the wine cooler is away from heat sources and direct sunlight.</li> <li>• The wine cooler does not have the correct clearance on all sides of the wine cooler.</li> <li>• Ensure door is properly closed and fans are operating correctly.</li> </ul> |
| Light does not work              | <ul style="list-style-type: none"> <li>• Call the service center.</li> </ul>  |
| Wine cooler makes too much noise | <ul style="list-style-type: none"> <li>• The wine cooler is not level.</li> <li>• Check the fans inside the cooler and at the back of the unit.</li> <li>• Check for proper ventilation and clearance.</li> </ul>   |
| Internal light is flashing       | <ul style="list-style-type: none"> <li>• Check that selected temperature is not higher than internal cabinet temperature.</li> <li>• Automatic defrost function has started. This is a normal function.</li> </ul>  |
| Wine cooler has started to frost | <ul style="list-style-type: none"> <li>• Excess humidity or very low temperatures may cause frost to build. Unplug the cooler and allow it to defrost or defrost by hand.</li> </ul>  |
| Door will not close properly     | <ul style="list-style-type: none"> <li>• The wine cooler is not level.</li> <li>• The doors were not properly installed.</li> <li>• The seal is weak.</li> <li>• The shelves are out of position.</li> </ul>  |
| Temperature LCD display is blank | <ul style="list-style-type: none"> <li>• Main control board does not work.</li> <li>• The Power Control Board is not functioning.</li> <li>• There is some problem with the plug (no power supply).</li> </ul>  |
| Temperature LCD display error    | <ul style="list-style-type: none"> <li>• Temperature sensor is cut off.</li> <li>• Display suffered too much wear and tear.</li> </ul>  |
| Buttons are not functional       | <ul style="list-style-type: none"> <li>• Temperature control panel is damaged.</li> </ul>   |

# TERMS OF SALE AND WARRANTY

Vinotemp International ("Seller") and the person or entity that acquires these goods from Seller ("Purchaser") hereby fully agree to the following terms and conditions of the sale: Shipping fees are the responsibility of the Purchaser whether freight prepaid or freight collect. Seller assumes no responsibility for the goods sold to the Purchaser once the goods have left the Seller's premises, including, but not limited to, late delivery by the moving carrier, or for events caused by any difficulty carrier incurs in attempting to fit the goods into the Purchaser's place of business or residence due to the size of the goods or otherwise. Purchaser assumes all responsibility for delivery, payment of freight, access, measurement, installation, hook-up, wiring, moving and storage of the goods. The transportation of all goods is subject to the terms and conditions which the moving carrier imposes on Purchaser including, but not limited to, additional charges imposed per flight of stairs, and/or additional charges resulting from the carrier's inability to safely and/or adequately use the building elevator to lift the goods to an upper floor. Any claim for damages incurred during shipment by the carrier of the goods are insured and handled directly with the carrier and must be noted at time of delivery. Any damages due to manufacture defects will be handled directly with Vinotemp International, subject to the limited warranty.

All sales are final, and unless authorized in writing by the Seller, Purchaser may not return the goods, under any circumstance. If Purchaser refuses to accept the goods, under any circumstance, the Purchaser is liable for the return and cost of freight both ways, and if Seller does take back the goods, there will be a restocking/service fee that is 35% of the purchase price of the goods. (Product must be in original packaging). Built-to-Order products (including Cabinets, Racking, and Accessories) are non-returnable. Purchaser must notify Seller of non-conforming goods within four days of delivery, after which time all goods are deemed accepted. If an order has been placed and production has started, cancellation of your order will be a 15% charge. If Purchaser tenders payment with a check that has insufficient funds (NSF), or stops payment on a check or credit card for any reason, Purchaser agrees to pay for all costs associated with the Seller's collection or litigation of such a claim, including without limitation extra damages, court costs and attorneys' fees. Finance charges begin the date of invoice. Collection fees plus NSF fee of \$50 will be added to your invoice, which you agree to promptly pay. Title to the goods does not pass until payment is received in full by Seller and Seller retains a security interest in the goods until they are paid for in full. Statute of limitations must be handled in arbitration in the County of Los Angeles.

**LIMITED WARRANTY:** Seller warrants that the goods will be free of defects in materials and workmanship as follows: Furniture style (wood) wine cabinets made in the U.S.: all cooling unit parts for a period of 5 (five) years; cabinetry and labor (uninstalled) for a period of 12 (twelve) months from date of sale. For the metal cabinet wine units: parts and labor for cooling system and cabinetry for a period of 12 (twelve) months from date of sale. For Designer Series units: parts and labor for a period of 12 (twelve) months from date of sale, compressor part 5 years. Thermoelectric Units: 90 (ninety) days from the date of sale (including Wine Coolers, Beer Dispensers, Humidor, Portofino Wood Coolers, and Refrigerators). Wine-Mate Split Systems and installed products are parts only for 1 year, no labor. Other Wine-Mate Cooling Systems are 5 years parts, 1 year labor. Wine Accessories and Racking Systems are not warranted. There is no warranty on parts purchased separately. Removal and re-installation of unit is not included in warranted labor. Purchaser's exclusive remedy is limited, at Seller's option; to repair or replace defective part[s] with either new or factory reconditioned part[s]. Purchaser is responsible for shipping the unit pre-paid to designated facility and Seller will pay return shipping charges in the continental United States for items repaired under warranty within 12 (twelve) months from date of sale. Since the natural variation in texture, density, grain, color, tone and shade of wood is unavoidable; Seller does not guarantee the texture, color, tone or shade of the wood: nor does seller guarantee the colorfastness of wood or against peeling, chipping, cracking or scratching. Note: Unfinished wood is subject to warping; all wood surfaces must be sealed before placing cooler into service. Improper placement of the unit will void the warranty. By Vinotemp in writing, any third party repair facility must be pre-approved before providing parts free of charge. This limited warranty does not cover damage due to such things as accident, misuse, abuse, mishandling, neglect, acts of God, fires, earthquakes, floods, high winds, government, war, riot or labor trouble, strikes, lockouts, delay of carrier, unauthorized repair, or any other cause beyond the control of the Seller, whether similar or dissimilar to the foregoing. Seller is not responsible for any damages caused to Purchaser's property resulting from the good. This limited warranty applies only inside the Continental US (Alaska, Puerto Rico and Hawaii are not warranted.).

For Non-New Units (Scratch & Dent/Refurbished/Floor Models), warranty for compressor units is 90 days from your dated invoice and 30 days for thermoelectric units (parts for function only, not cosmetic defects). These units are refurbished and sold as is; Purchaser assumes risks to the quality and performance of goods and assumes the costs of all necessary service or repair not covered herein.

For Element Grills (via Element Products LLC), grills have a 1 year comprehensive parts warranty on entire product. Three years limited parts warranty covering the stainless burner and a thirty day limited parts warranty on grill accessories. If grill is defective and unused plus all packaging and parts are intact, we will either replace the grill or provide service to repair the grill. Returned product must accompany all original packaging and parts and is subject to our 35% restocking fee (and freight both ways).

With Wine-Mate products, if the customer calls and the product is "defective", you must obtain a letter from your qualified refrigeration technician at the customers cost, to verify that the unit was installed properly, with proper ventilation and the unit is truly malfunctioning due to manufacture defect.

Purchaser understands and acknowledges that the goods sold here are wine coolers, cigar humidors, and/or other similar units which house wine or cigars. Purchaser assumes all risk of using these units, including risk of spoilage, humidity variations, temperature variations, leaks, fire, water damage, mold, mildew, dryness and similar and any other perils that might occur.

Seller is not responsible for incidental or consequential damages, and there are no warranties, expressed or implied, which extend beyond the Limited Warranty described above. Warranty and liability are non-transferable. The implied warranties of merchantability and of fitness for a particular purpose are hereby expressly disclaimed. Some states do not allow the exclusion of incidental or consequential damages, or a waiver of the implied warranties of fitness and/or merchantability, so the above limitations may not apply to you. This warranty gives you specific legal rights and you may also have other rights which vary from state to state. Seller disclaims any indemnification for claims of infringement of any intellectual property of protectable nature. In the event of any dispute between Seller and Purchaser arising out of or relating to these terms and conditions or to the goods sold generally, Purchaser must first file a written claim with Seller within ten days of the occurrence giving rise to the claim and wait an additional thirty days for a response before initiating any legal action. The sale and all terms are subject to California law. Any legal proceeding arising out of or relating to these terms and conditions or to the goods sold generally shall be brought solely and exclusively in the County of Los Angeles. In no event may Purchaser initiate any legal proceeding more than six months after the occurrence of the event giving rise to the dispute.

The above terms and conditions are the only ones governing this transaction and Seller makes no oral representations of any kind. These Terms and Conditions can only be modified in writing, signed by both Purchaser and Seller. 08/13

## SERVICE & IMPORTANT NOTICE

Upon receipt and inspection of unit, the supply cord must be replaced if it is damaged. Contact our customer service at 1-800-777-8466 or [info@vinotemp.com](mailto:info@vinotemp.com).

The manufacturer has a policy of continuous improvement on its products and reserves the right to change materials and specifications without notice.

**WARNING: Please do not place the unit within reach of children.  
For adult use only.**

Contact **[info@vinotemp.com](mailto:info@vinotemp.com)** with any questions or visit  
**[www.vinotemp.com](http://www.vinotemp.com)**



17621 S. Susana Road  
Rancho Dominguez, CA 90221  
[www.vinotemp.com](http://www.vinotemp.com)

Vinotemp is a registered trademark of Vinotemp International. All products, features, and services are subject to change without notice. We cannot guarantee the accuracy of the contents of this document. We disclaim liability for errors, omissions, or future changes.

©2013 Vinotemp International. All rights reserved.