



www.ergotron.com
USA 1-800-888-8458
Europe +31 (0)33-45 45 600
China 86-769-86018920

ENGLISH

Table of Contents

Hazard Symbols Review 2

Components & Tools 2

Features 3

Tablet Charging 4

LED Indicators 5


Trouble Shooting 5

Cleaning and Maintenance 6

Specifications 7

Service and Warranty Information 8





For the latest User Installation Guide please visit: www.ergotron.com



User's Guide - English
Guía del usuario - Español
Manuel de l'utilisateur - Français
Gebruikersgids - Deutsch
ユーザーガイド：日本語
用户指南：汉语

Safety Hazard Review

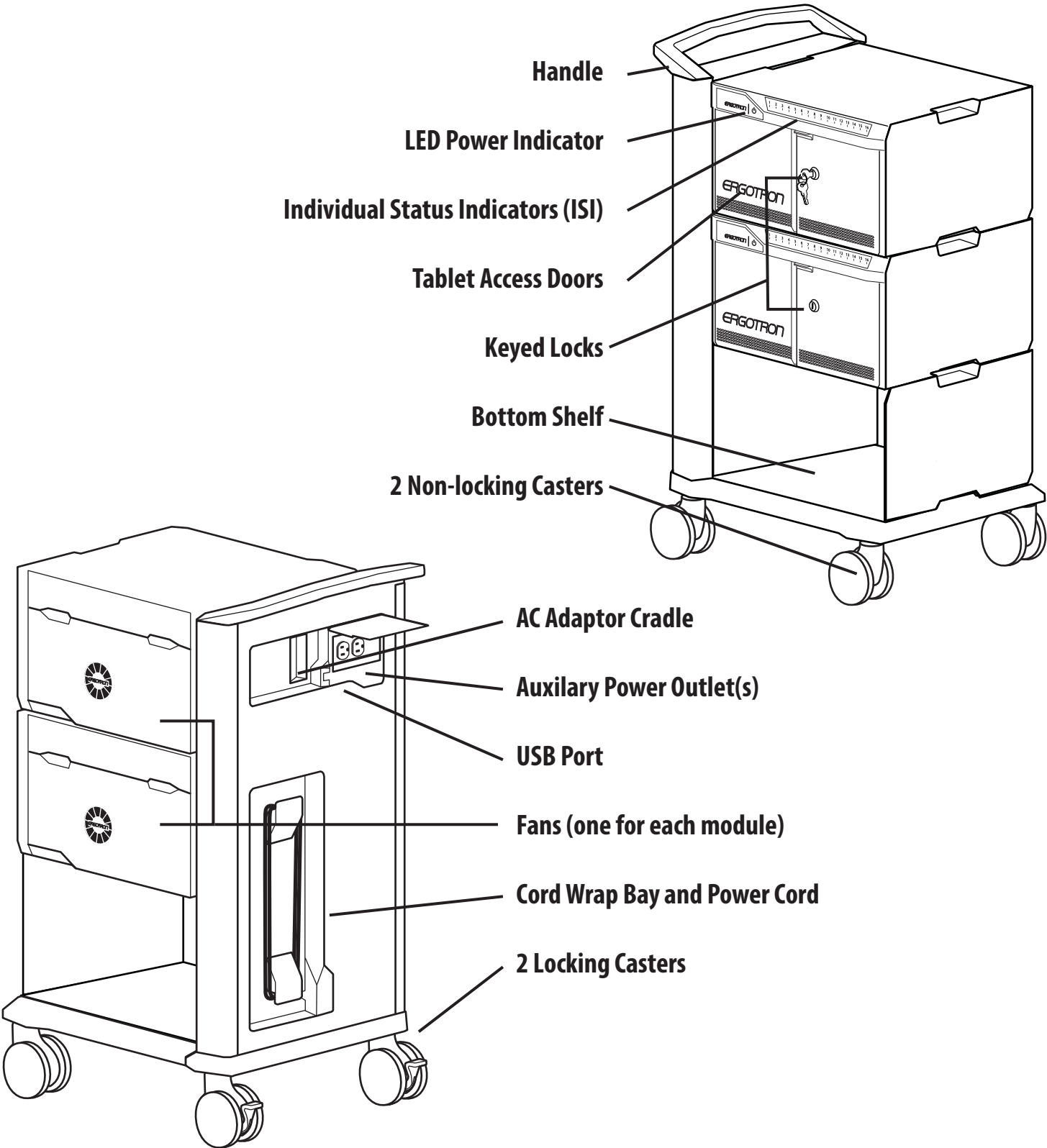
These symbols alert users of a safety condition that demands attention. All Charging and Managed Cart users should be able to recognize and understand the significance of the following Safety Hazards if encountered on the Cart or within Cart documentation. Children who are not able to recognize and respond appropriately to Safety Alerts should not use the Cart without adult supervision!

| Symbol | Signal Word | Level of Hazard |
|---|-------------|---|
|  | NOTE | A NOTE indicates important information that helps you make better use of your Cart. |
|  | CAUTION | A CAUTION indicates either potential damage to hardware or loss of data and tells you how to avoid the problem. |
|  | WARNING | A WARNING indicates either potential for property damage, personal injury, or death. |
|  | ELECTRICAL | An Electrical indicates an impending electrical hazard which, if not avoided, may result in personal injury, fire and/or death. |

Components

One Tablet Management Cart includes 4 keys, 12.5'(3.8m) power cord

Features

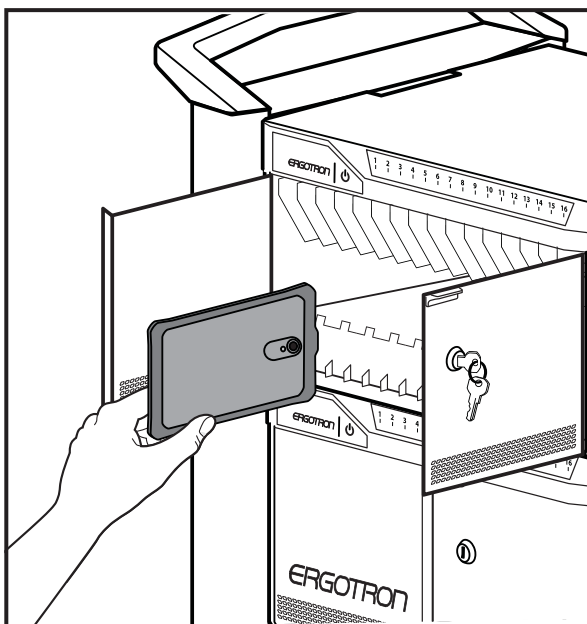


Tablet Charging


- 1 Insert Samsung Galaxy Tab Active 8.0" devices into cart. Screen should be facing left and pen side should be inserted first for a correct connection.



NOTE: Product is designed for use with case that ships with Samsung Galaxy Tab Active 8.0". Please verify case is installed.



2



To begin charging the tablets, plug in the Cart power cord.

The power cord is used to turn the Cart power on and off. Charging occurs whenever the cart power cord is connected.



NOTE: The cart power cord acts as the connect/disconnect device switching power off and on.

3

Verify blue power LED is not flashing

4




Verify ISI is on and solid.

5



Close door and lock when done.

LED - Indicators

Power Indicator – communicates sync and charge status with the following signals:

| | | | |
|---|-----------------|---|---|
|  | Off | = | No power to the cart. |
|  | On - solid | = | Galaxy Tab Active devices are charging. |
|  | On - fast blink | = | Fault Status. Please make sure the Samsung Galaxy Tab Active 8.0" is seated correctly within unit and cart is operating within specified operating temperature. Contact Ergotron Customer Support if problem continues. |

Individual Status Indicators (ISI) – sequentially numbered LEDs corresponding to each tablet in the module:

-  **Green = Fully charged.**
-  **Amber = Charging in progress.**

ENGLISH

Trouble Shooting

Blue Power On LED Flashing: Samsung Galaxy Tab Active 8.0" possibly inserted incorrectly. Try reinserting, verifying the screen is facing to the left

Cleaning and Maintenance

Cart and Equipment Electric Safety

There are specific risks associated with the use of equipment having power cables. You must be aware of, and avoid these risks when the Cart is located in close proximity to children.



WARNING: Failure to observe the following Electrical Safety notices can result in fire or death by electric shock.



Electrical cables can be hazardous. Misuse can result in fire or death by electrical shock.

- Double Pole / Neutral Fusing
- Inspect power cables thoroughly before each use.
- Do not use cables that are damaged.
- Insert the plug completely into the outlet.
- Grasp the plug to remove from the outlet.
- Do not unplug by pulling on the cable.
- Do not use excessive force to make connections.
- Do not plug the cable into an extension cable.
- Do not remove, bend or modify any metal prongs or pins of cable.
- Do not drive, drag or place objects over the cable.
- Do not walk on the cable.
- Avoid overheating. Uncoil the cable and do not cover it with any material.
- Do not run cable through doorways, holes in ceilings, walls or floors.



Keep the Cart away from water.

- Do not use it when wet.
- Do not place the Cart in close proximity to flammable liquids or gases.



This cart is intended for use only with loading as indicated. Use with loads greater than indicated may result in instability causing possible injury.



The cart power cord acts as the connect/disconnect device switching power off and on.



CAUTION: Changes or Modifications not expressly approved by Ergotron could void the user's authority to operate the equipment.

Cart Use Safety

There are specific risks associated with the use of Cart when moving or stationary (for charging or storage). You must be aware of, and avoid these risks when the Cart is located in close proximity to children.



WARNING: Failure to observe the following Cart Use Safety notices may result in serious personal injury or equipment damage.

Only Adults should move this cart.

- Do not allow anyone to sit, stand, or climb on the Cart.
- Do not lift the Cart from the bottom.
- Do not block the fans and vent openings. To prevent overheating, leave at least 127 mm (5-inch) clearance around fans and vents.

The Cart is designed to be used indoors only.

- Do not use the Cart to transport or store equipment other than what has been noted in this guide.
- Do not use the Cart to store liquids or cleaning supplies.
- Do not place heavy objects on the Cart surface or shelf.
 - The maximum weight capacity of the top surface is 11.4 kg (25 lb).
 - The maximum weight capacity of the shelf is 16 kg (35.2 lb).

Moving the Cart

• Before moving the Cart:

1. Disconnect the power cable from the wall.
2. Make sure the cable is wrapped and secure.
3. Close and lock the doors.
4. Remove items from the top work surface.
5. Unlock the casters.

• Push (do not pull) the Cart for optimum maneuverability and to prevent muscle strain.

• Do not move the Cart across rough, uneven or irregular surfaces such as gravel.

Parking the Cart

Observe these safety alerts for times when the cart is stationary:

- Do not park the Cart in areas of heavy traffic.
- Do not run cables through doorways, holes in ceilings, walls, or floors.
- Do not run cables across hallways, classrooms, or other areas where they will be walked on.
- Do not leave Cart unattended in areas where children have access.
- Keep Cart doors closed and locked whenever it is unattended or parked for charging or storage.
- Keep Cart casters locked whenever it is unattended.

Specifications

This device complies with Part 15 of the FCC Rules. Operation is subject to the following two conditions:
1) This device may not cause harmful interference.
2) This device must accept any interference received, including interference that may cause undesired operation.
CAN ICES3(A)/NMB-3(A).
Changes or modifications not expressly approved by the Ergotron could void the user's authority to operate the equipment.

この装置は、クラスA情報技術装置です。この装置を家庭環境で使用する
と電波妨害を引き起こすことがあります。この場合には使用者が適切な
対策を講ずるよう要求されることがあります。

VCCI-A

Cart dimensions

23"W x 18.4"D x 39.3"H (58.4 x 46.7 x 100 cm)

Cart weight (w/o equipment)

32 Unit Cart 100 lbs (45.4 kg)

Rated weight capacity

Top Work Surface 25 lb (11.3 kg)
Bottom Shelf (32 Unit Carts, only) 25 lb (11.3 kg)

LED status indicators (ISI)

Lights indicate charge status .
32 Unit Cart 32 LED lights

Cooling/ventilation

One 5-volt DC continuous operation fan in each module.

External power outlet(s)

One or two outlets, depending on region
100-120 V~, 3A, 50/60 Hz or
220-240 V~, 1.5A, 50/60 Hz

Shipping dimensions

46.1 x 29.9 x 22.8 in (117 x 76 x 58 cm)

Shipping weight

32 Unit Cart 147 lb (67 kg)

Power system

100-120 V~, 12A, 50/60 Hz or
220-240 V~, 5.5A, 50/60 Hz
Depending on region and model of cart.

Tip Test/Angle: 10 degrees

Environmental

Temperature range:
Operating 0° to 40°C (32° to 104°F)
Storage -40° to 60°C (-40° to 140°F)
Relative humidity (maximum):
Operating 10%–90% (non condensing)
Storage 5%–95% (non condensing)
Altitude (maximum): 2000 m (6,562 ft)

Compatibility:

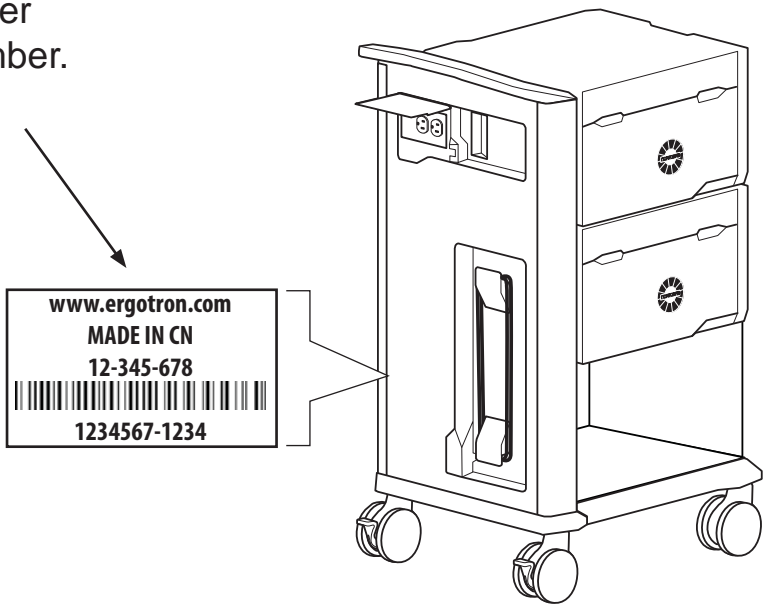
Made for
Samsung Galaxy Tab Active 8.0" only.

Service and Warranty

For local customer care phone numbers visit: <http://contact.ergotron.com>



NOTE: When contacting customer service, reference the serial number.



ENGLISH

Americas Sales and Corporate Headquarters

1181 Trapp Rd.
St. Paul, MN USA
(800) 888-8458
+1-651-681-7600
www.ergotron.com
sales@ergotron.com

APAC Sales

Tokyo, Japan
www.ergotron.com
apaccustomerservice@ergotron.com

EMEA Sales

Amersfoort, The Netherlands
+31 33 45 45 600
www.ergotron.com
info.eu@ergotron.com

Worldwide OEM Sales

www.ergotron.com
info.oem@ergotron.com

ERGOTRON®

© 2015 Ergotron, Inc.
All rights reserved.

While Ergotron, Inc. makes every effort to provide accurate and complete information on the installation and use of its products, it will not be held liable for any editorial errors or omissions (including those made in the process of translation from English to another language), or for incidental, special or consequential damages of any nature resulting from furnishing this instruction and performance of equipment in connection with this instruction. Ergotron, Inc. reserves the right to make changes in the product design and/or product documentation without notification to its users. For the most current product information, or to know if this document is available in languages other than those herein, please contact Ergotron. No part of this publication may be reproduced, stored in a retrieval system, or transmitted in any form or by any means, electronic, mechanical, photocopying, recording or otherwise without the prior written consent of Ergotron, Inc., 1181 Trapp Road, Eagan, Minnesota, 55121, USA. Patents Pending and Patented U.S. & Foreign. Ergotron is a registered trademark of Ergotron, Inc.