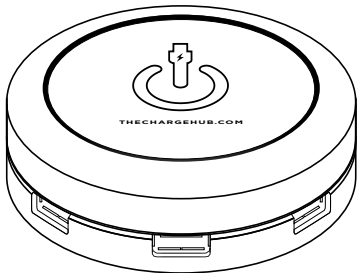


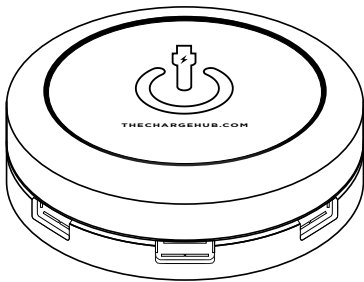
# User Manual



For Square & Round Models



# User Manual



7-Port USB Charging Station

# Table of Contents

---

General Safety Information .....	2
Care and Maintenance.....	3
Introduction.....	4
What's Included .....	5
Components.....	6
ChargeHub™ Setup.....	7-13
Overdraw Protection .....	14
Certification.....	15
Notice to International Users.....	16
DesignStudio™ .....	17
Recommended Accessories.....	18
ChargeHub™ Technical Specifications .....	19
ChargeHub™ Limited Warranty .....	20-25
Export Law Assurances .....	26
Copyright Notice.....	27



# General Safety Information

---

**FOR THE SAFE AND SUCCESSFUL OPERATION OF THIS PRODUCT, PLEASE READ AND FOLLOW THE INFORMATION CONTAINED IN THIS USER MANUAL BEFORE USE.**



Do not open ChargeHub™ as contents may cause electric shock.



For proper operation, use only approved ChargeHub™-branded electronics and components as well as specified compatible electronic devices.



The majority of states have laws prohibiting the use of mobile devices while driving. ChargeHub™ does not condone such usage and strongly recommends against it, regardless of local law. Any use of a mobile device while driving is at the users sole risk and ChargeHub™ assumes no liability of any kind therefore. Please drive safely.

# Care and Maintenance

---

- Please keep the ChargeHub™ and all accessories out of reach of small children.
- Do not use third party power supplies or non-approved adapters with the ChargeHub™.
- Do not attempt to open the outer casing of the product.
- Do not clean the ChargeHub™ with harsh chemicals and keep the ChargeHub™ away from liquids.
- Do not expose the ChargeHub™ to extreme temperatures.
- Do not paint or apply coatings to the ChargeHub™, as you might affect moving parts or damage internal components.



# Introduction

---

ChargeHub™ is designed for use with small electronic devices such as cell phones, tablets, MP3 players, gaming devices, Bluetooth® headsets, navigation units, video/digital cameras, mobile hotspots, portable power chargers, etc. It allows users to charge up to 7 USB devices simultaneously. Charge time may vary based on the particular devices under charge and battery charge limitations.

ChargeHub™ works by using standard USB cables to connect to your devices. Adapters for most consumer electronics manufacturers worldwide are available for purchase under the CableLinx™ brand.

For up-to-date compatibility charts, product assistance, or to purchase additional CableLinx™ USB cables, please visit our website:

[www.thechargehub.com](http://www.thechargehub.com)

**Note: The ChargeHub™ may not be compatible with all USB chargeable devices. This model is not designed for charging notebook computers or other high current devices. (See Technical Specifications Table on page 19)**

# What's Included

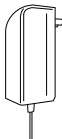
---

The ChargeHub™ package contains the following:

- (1) ChargeHub™ USB Charging Station
- (1) 48 Watt Power Supply
- (1) User Manual
- (1) Clear Lens with Removable Film
- (1) Accessory Product Insert Card
- (1) CableLinx™ Micro to USB Charge Cable\*



**\*Included to ensure optimal charge on recently released and to-be-released phones.**



Power Supply



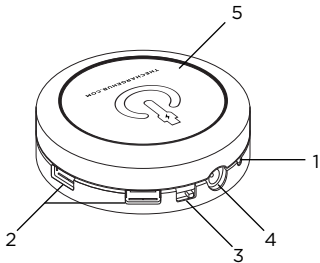
For Square & Round Models



# Components

---

1. LED Power Indicator Light
2. USB Inputs
3. Adjustable Underglow Switch
4. Power Input
5. Customizable Insert






# ChargeHub™ Setup (Wall Outlet)

---

Plug power supply into wall.



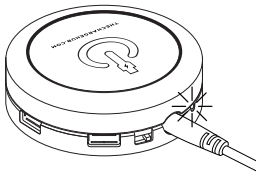
Plug power supply into ChargeHub™.



## ChargeHub™ Setup (Wall Outlet) cont'd

---

Power indicator light will illuminate.



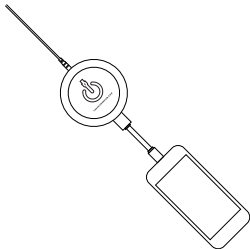
Plug USB cable into ChargeHub™  
(sold separately).



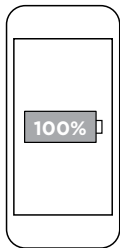
# ChargeHub™ Setup (Wall Outlet) cont'd

---

Plug your device(s) into ChargeHub™.



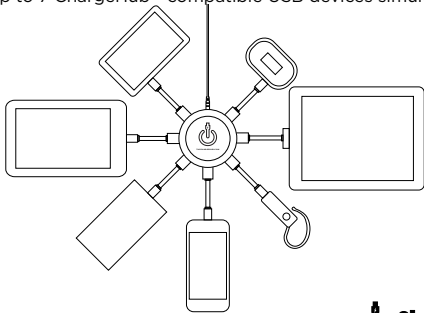
Enjoy your fully charged device.



## ChargeHub™ Setup (Wall Outlet) cont'd

---

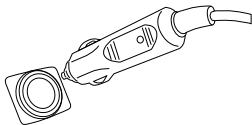
Charge up to 7 ChargeHub™ compatible USB devices simultaneously.



# ChargeHub™ Setup (Vehicle)

---

Plug Vehicle Power Cable (sold separately) into 12V power socket.



Note: When the ChargeHub™ is connected to a 12V power socket, the total power reduces approximately 30%.

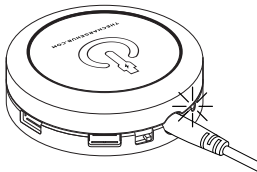
Plug Vehicle Power Cable into ChargeHub™.



## ChargeHub™ Setup (Vehicle) cont'd

---

Power indicator light will illuminate.



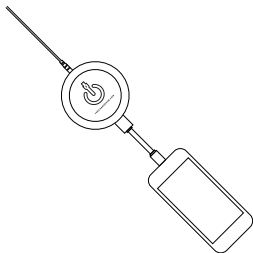
Plug USB cable into ChargeHub™  
(sold separately).



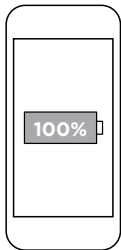
## ChargeHub™ Setup (Vehicle) cont'd

---

Plug your device(s) into ChargeHub™



Enjoy your fully charged device.



# Overdraw Protection

---

When multiple devices are connected, the ChargeHub™ may at times reach its maximum charge capacity. Once this occurs, the unit will start blinking and connected devices should be temporarily disconnected one by one until the blinking stops. Once the connected devices consume less power and the blinking stops, the user should wait a short period of time and begin to reconnect the devices one by one to resume charging.



# Certification

---

## **Certification**

ChargeHub™ is both UL/cUL and FCC certified for safety and reliability under the United States and Canadian standards.

**Unauthorized changes or modifications to this device may impair the user's ability to operate this device and will void the warranty.**

## **UL/cUL and FCC Notice to Users**

Users are not permitted to make changes or modify this device or any of its companion products or components in any way. Changes or modifications are considered a safety hazard/risk and will void the warranty.



# Notice to International Users

---

Prior to traveling outside of North America, please make sure to have a compatible plug adapter to use in the country being traveled to. International Travel Kits can be purchased by visiting our website at:

[www.thechargehub.com](http://www.thechargehub.com)

# DesignStudio™

---

Use our FREE online DesignStudio™ ([www.thechargehub.com/designstudio](http://www.thechargehub.com/designstudio)) to customize your ChargeHub™ with any photo, text, logo or graphic.  
(Removable clear lens located underneath stock insert)

## IT'S AS EASY AS:

1



**UPLOAD**

2



**PERSONALIZE**

3



**PRINT**



**ChargeHub™**

## Recommended Accessories (sold separately)

---

- CableLinx™ USB Cables
- Vehicle Power Cable
- International Travel Kit

It is critical to use ChargeHub™-branded power supplies and approved adapters, only. Use of non-approved ChargeHub™ products may cause safety hazards and damage your personal electronic devices under charge. ChargeHub™ is not responsible for devices damaged while using non-approved ChargeHub™ products and/or accessories. Using non-ChargeHub™ branded accessories (e.g. power supplies) will void your warranty. For a list of approved ChargeHub™ accessories, visit our website at:

[www.thechargehub.com](http://www.thechargehub.com)

# ChargeHub™ Technical Specifications

---

Specifications	Typical	Units
Input Voltage	24	VDC
Total Power	44	Watts
Max Output Voltage	5	VDC
Max Current Per Port	2.4	Amps
Max Total Current	8.8	Amps
Efficiency	88	%
PC Board Dimensions	3.12 x 3.12 x .50	Inches
Barrel Connector Dimensions	2.5ID, 5.5OD	mm



**ChargeHub™**

# ChargeHub™ Limited Warranty

---

Subject to the exclusions contained below, Limitless Innovations, Inc. warrants ChargeHub™-branded or certified accessories, sold for use with this product(s), to be free from defects in materials and workmanship under normal consumer usage for a period of one (1) year from the date of original purchase. This Limited 1 Year Warranty is a consumer's exclusive remedy and is subject to the following exclusions:

# ChargeHub™ Limited Warranty cont'd

---

## **Exclusions:**

**Normal Wear and Tear.** Periodic maintenance, repair and replacement of parts due to normal wear and tear.

**Abuse and Misuse.** Defects or damage that result from: (a) improper operation, storage, misuse or abuse, accident or neglect, such as physical damage (cracks, scratches, etc.) to the surface of the product resulting from misuse; (b) contact with liquid, water, rain, extreme humidity or heavy perspiration, sand, dirt or the like, extreme heat, or food; (c) use of this product(s) for commercial purposes or subjecting the product(s) to abnormal usage or conditions; or (d) other acts which are not the fault of ChargeHub™.

**Use of Non-ChargeHub™ Products and Accessories.** Defects or damage that result from the use of non-ChargeHub™ branded or certified products, accessories, software or other peripheral equipment.



**ChargeHub™**

# ChargeHub™ Limited Warranty cont'd

---

**Unauthorized Service or Modification.** Defects or damages resulting from service, testing, adjustment, installation, maintenance, alteration, or modification in any way by someone other than ChargeHub™, or it's authorized service centers.

**Altered Products.** Products or accessories with (a) serial numbers or date tags have been removed, altered, or obliterated; (b) broken seals or that show evidence or tampering; (c) mismatched board serial numbers; or (d) non-conforming or non-ChargeHub™ housings, or components.

**Communication Services.** Defects, damage, or the failure of products, accessories or software due to any communication service or signal you may subscribe to or use with the products, accessories, or software.



# ChargeHub™ Limited Warranty cont'd

---

## **Who is Covered?**

This warranty extends only to the first consumer purchaser and is not transferable.

## **What Will ChargeHub™ Do?**

If Limitless Innovations, Inc. deems the claim to be warrantable, it will, at its sole option, repair, replace or refund the purchase price of any ChargeHub™ products, accessories or software. Product replacement will be with a functionally equivalent reconditioned / refurbished / pre-owned or new product, accessory or part.

For additional information, visit us at:

[www.thechargehub.com](http://www.thechargehub.com)



**ChargeHub™**

## ChargeHub™ Limited Warranty cont'd

---

You will receive instructions on how to ship any products or accessories at your expense, to a ChargeHub™ authorized repair center. To obtain service, you must include: (a) a copy of your receipt, bill of sale or other comparable proof of purchase; (b) a written description of the problem; (c) the name of your service provider, if applicable; (d) the name and location of the installation facility (if applicable) and (e) your mailing address, email address and telephone number.

# ChargeHub™ Limited Warranty cont'd

---

## **What Other Limitations Are There?**

ANY WARRANTY CLAIM SHALL BE LIMITED TO LIMITLESS INNOVATIONS, INC.'S COST OF MATERIAL ON THE PRODUCT DETERMINED TO HAVE A MANUFACTURER'S DEFECT. IN NO EVENT SHALL LIMITLESS INNOVATIONS, INC. BE LIABLE TO ANY PARTY FOR ANY LABOR COSTS OR ANY OTHER DIRECT, INDIRECT, CONSEQUENTIAL, INCIDENTAL OR SPECIAL DAMAGES, WHETHER IN CONTRACT OR TORT AND EXPRESSLY DISCLAIMS LIABILITY FOR ANY DAMAGES OF ANY KIND ARISING UNDER ANY THEORY OF LAW WHATSOEVER. THE PERFORMANCE OF THE PRODUCT DEPENDS ON THE PURCHASER'S ADHERENCE TO MANUFACTURER PRODUCT INSTRUCTIONS AND LIMITLESS INNOVATIONS, INC. WILL NOT BE RESPONSIBLE TO PURCHASER FOR ANY DEVIATIONS THEREFROM. LIMITLESS INNOVATIONS, INC. MAKES NO WARRANTY OF ANY KIND, EXPRESS OR IMPLIED, INCLUDING BUT NOT LIMITED TO, ANY WARRANTY OF MERCHANTABILITY OR WARRANTY OF FITNESS FOR A PARTICULAR PURPOSE.



# Export Law Assurances

---

This product is controlled under the export regulations of the United States of America. The Government of the United States of America may restrict the exportation or re-exportation of this product to certain destinations. For further information contact the U.S. Department of Commerce and International Trade Commission.

# Copyright Notice

---

All ChargeHub™ products and information shared in this manual are protected by copyright. Copying, reproducing, reverse engineering or distributing any information of ChargeHub™ related products hardware or software without a formal and written authorization and license from Limitless Innovations, Inc. is prohibited and may result in legal action to the full extent of the law.



**ChargeHub™**



All rights reserved. ChargeHub™ is a registered trademark of Limitless Innovations, Inc. Design and specifications subject to change without notice. All other trademarks included herein are property of their respective owners. Cable adapters sold separately. Electronic devices not included.

Innovated & Assembled in USA | Manufactured in China

Patent: [thechargehub.com](http://thechargehub.com)

Phone: (855) 843-4828 | Email: [sales@limitlessinnovations.com](mailto:sales@limitlessinnovations.com)

Website: [thechargehub.com](http://thechargehub.com)

© Limitless Innovations, Inc.