

## Uncompressed Video HDMI/DVI over Cat5e/6 KVM Extender - 330ft (100m)

SV565UTPHDU / SV565UTPDUV

- DE: Bedienungsanleitung - [de.startech.com](http://de.startech.com)
- FR: Guide de l'utilisateur - [fr.startech.com](http://fr.startech.com)
- ES: Guía del usuario - [es.startech.com](http://es.startech.com)
- IT: Guida per l'uso - [it.startech.com](http://it.startech.com)
- NL: Gebruiksaanwijzing - [nl.startech.com](http://nl.startech.com)
- PT: Guia do usuário - [pt.startech.com](http://pt.startech.com)

For complete instruction manual, please visit:  
<http://www.StarTech.com/SV565UTPHDU> or <http://www.StarTech.com/SV565UTPDUV>



\*actual product may vary from photos

### Packaging Contents

- 1 x Local Extender Unit
- 1 x Remote Extender Unit
- 2 x Mounting Brackets
- 1 x HDMI Cable
- 1 x USB Cable
- 2 x Universal Power Adapters
- 6 x Power Cords (2 sets, NA/EU/UK)
- 1 x Quick Start Guide

### System Requirements

- A USB-compatible computer with an HDMI / DVI output
  - USB 1.1 or 2.0 Keyboard / Mouse
  - An HDMI / DVI display
  - A minimum of Cat 5e UTP cable with two Cat 5e RJ45 connectors (if using surface cabling)
- OR**
- A minimum of Cat 5e UTP cabling with two information outlets and two Cat 5e patch cords with Cat 5e RJ45 connectors (if using premise cabling).

### Cabling

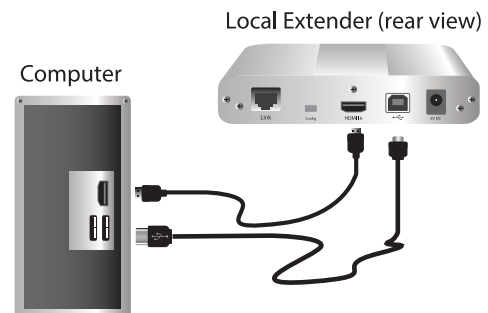
Solid core Category 6 STP cable with Category 6 RJ45 connectors is recommended for best performance. Using Cat 5e or unshielded Cat 6 cabling may leave your signal more susceptible to interference and noise which may result in poor video performance or reduced extension distance.

Cable Type	Maximum Distance		Notes
	Uncoiled	Coiled	
Solid Core Cat 5e UTP	100m (330 ft)	70m (229 ft)	High susceptibility to electrical interference
Solid Core Cat 5e STP	100m (330 ft)	80m (262 ft)	Moderate susceptibility to electrical interference
Solid Core Cat 6 UTP	100m (330 ft)	100m (330 ft)	High susceptibility to electrical interference
Solid Core Cat 6 STP	100m (330 ft)	100m (330 ft)	Recommended
Solid Core Cat 7 STP	100m (330 ft)	100m (330 ft)	Recommended

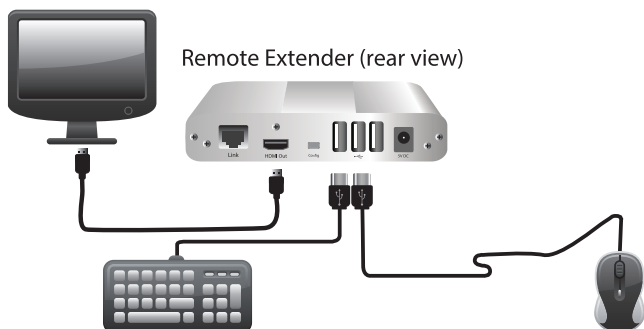
### Installation

\*SV565UTPHDU model shown in illustrations

1. Using the included HDMI or DVI and USB cables, connect the Local Extender to a computer.




2. Connect the Remote Extender to a monitor or TV with a high quality HDMI or DVI cable (not included). Connect your USB devices (e.g. keyboard and mouse) to the Remote Extender.




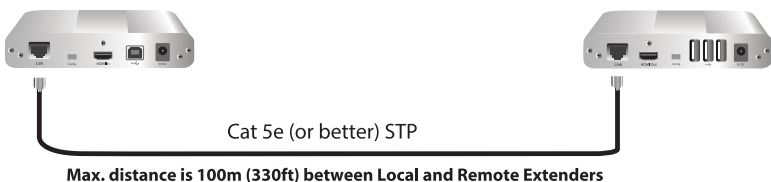
Remote Extender (rear view)

4. Power the Local Extender with the included 5V AC adapter.



3. Directly connect the Local Extender to the Remote Extender with a Cat 5e or better cable (not included).

5. Power the Remote Extender with the included 5V AC adapter.



## FCC Compliance Statement

This equipment has been tested and found to comply with the limits for a Class B digital device, pursuant to part 15 of the FCC Rules. These limits are designed to provide reasonable protection against harmful interference in a residential installation. This equipment generates, uses and can radiate radio frequency energy and, if not installed and used in accordance with the instructions, may cause harmful interference to radio communications. However, there is no guarantee that interference will not occur in a particular installation. If this equipment does cause harmful interference to radio or television reception, which can be determined by turning the equipment off and on, the user is encouraged to try to correct the interference by one or more of the following measures:

- Reorient or relocate the receiving antenna.
- Increase the separation between the equipment and receiver.
- Connect the equipment into an outlet on a circuit different from that to which the receiver is connected.
- Consult the dealer or an experienced radio/TV technician for help.

## Use of Trademarks, Registered Trademarks, and other Protected Names and Symbols

This manual may make reference to trademarks, registered trademarks, and other protected names and/or symbols of third-party companies not related in any way to StarTech.com. Where they occur these references are for illustrative purposes only and do not represent an endorsement of a product or service by StarTech.com, or an endorsement of the product(s) to which this manual applies by the third-party company in question. Regardless of any direct acknowledgement elsewhere in the body of this document, StarTech.com hereby acknowledges that all trademarks, registered trademarks, service marks, and other protected names and/or symbols contained in this manual and related documents are the property of their respective holders.

## Technical Support

StarTech.com's lifetime technical support is an integral part of our commitment to provide industry-leading solutions. If you ever need help with your product, visit [www.startech.com/support](http://www.startech.com/support) and access our comprehensive selection of online tools, documentation, and downloads.

For the latest drivers/software, please visit [www.startech.com/downloads](http://www.startech.com/downloads)

## Warranty Information

This product is backed by a two year warranty.

In addition, StarTech.com warrants its products against defects in materials and workmanship for the periods noted, following the initial date of purchase. During this period, the products may be returned for repair, or replacement with equivalent products at our discretion. The warranty covers parts and labor costs only. StarTech.com does not warrant its products from defects or damages arising from misuse, abuse, alteration, or normal wear and tear.

## Limitation of Liability

In no event shall the liability of StarTech.com Ltd. and StarTech.com USA LLP (or their officers, directors, employees or agents) for any damages (whether direct or indirect, special, punitive, incidental, consequential, or otherwise), loss of profits, loss of business, or any pecuniary loss, arising out of or related to the use of the product exceed the actual price paid for the product. Some states do not allow the exclusion or limitation of incidental or consequential damages. If such laws apply, the limitations or exclusions contained in this statement may not apply to you.

### StarTech.com Ltd.

45 Artisans Crescent  
London, Ontario  
N5V 5E9  
Canada

### StarTech.com LLP

4490 South Hamilton  
Road  
Groveport, Ohio  
43125  
U.S.A.

### StarTech.com Ltd.

Unit B, Pinnacle 15  
Gowerton Road  
Brackmills,  
Northampton  
NN4 7BW  
United Kingdom

### StarTech.com Ltd.

Siriusdreef 17-27  
2132 WT Hoofddorp  
The Netherlands

FR: [startech.com/fr](http://startech.com/fr)  
DE: [startech.com/de](http://startech.com/de)  
ES: [startech.com/es](http://startech.com/es)  
NL: [startech.com/nl](http://startech.com/nl)  
IT: [startech.com/it](http://startech.com/it)  
JP: [startech.com/jp](http://startech.com/jp)