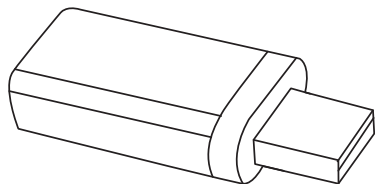




Quick Start Guide

ChargeDr™

Model 4100700



System Requirements:

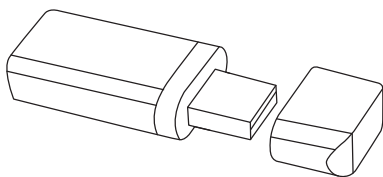
- Available USB port (manufacturer-provided 30-Pin, Lightning or Micro USB cable required but not included)

Packaging Contents:

- ChargeDr™ USB Charge Booster
- Quick Start Guide

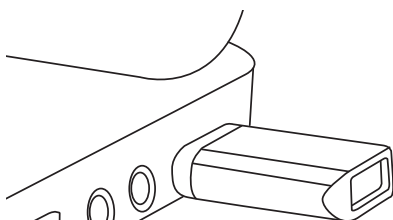
1

Remove cap from ChargeDr.



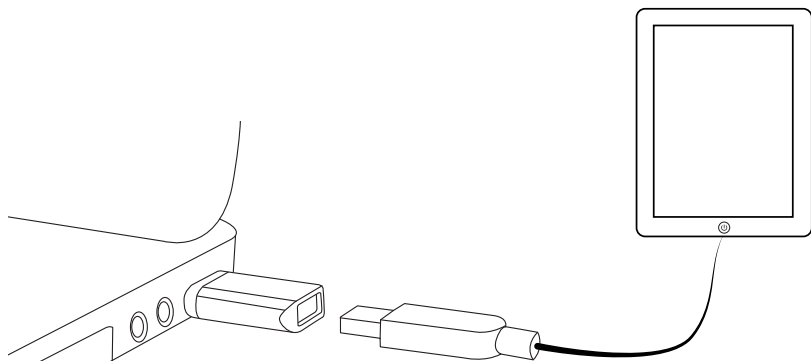
2

Plug ChargeDr into USB port.



3

Plug manufacturer-provided cable into USB port of ChargeDr.



Warranty Period: Limited one-year warranty on parts and labor from the date of purchase, proof of purchase required. For warranty details, please visit www.digitalinnovations.com/warranty.html.

Register Your Product and receive Technical Support at digitalinnovations.com