



UDRC13 ACCESSORY CAMERA Owner's Manual

**Compatible with
UDR444 Wireless
Video Surveillance System**

If any items are missing or damaged, contact our Customer Care Line immediately. Never use damaged products!
Need help? Get answers 24/7 at our website: www.uniden.com.

CUSTOMER CARE

At Uniden®, we care about you!

If you need assistance, please do NOT return this product to your place of purchase. Our customer care specialists are available to serve you.

Quickly find answers to your questions by:

Reading your owner's manual, included with this product.


Visiting our customer support website at www.uniden.com.

Calling our customer care specialists at 1-817-858-2900 or 1-800-658-8068.

Uniden surveillance products are not manufactured and/or sold with the intent to be used for illegal purposes. Uniden expects customers' use of these products to be in compliance with all local, state, and federal law. For further information on video surveillance and audio recording legal requirements, please consult your local, state, and federal law.

© 2013. All rights allowed by law are hereby reserved.

IMPORTANT SAFETY PRECAUTIONS

 **This manual contains important information about this product's operation. If you are installing this product for others, you must leave this manual or a copy with the end user.**

When using your equipment, always follow basic safety precautions to reduce the risk of fire, electric shock and injury to persons, including the following:

- The UDRC13 camera is NOT weatherproof. It is an indoor camera
- To avoid any risk of electric shock from lightning, avoid handling any electronic devices (except battery-powered ones) during an electrical storm.
- Use only the power cord indicated in this manual.
- Never tug or pull on any power cord; be sure to leave some slack in the cord when placing your equipment, and always use the plug to unplug cord from the wall outlet.
- Never leave power cords where they can become crushed, cut, or frayed; when running power cords, avoid letting them rub against any sharp edges or lie across any high traffic areas where people might trip over them.
- Do not use the device if the adapter cords or plugs have been damaged, the monitor has been exposed to liquids, or the monitor/camera has been dropped or is damaged.



WARNING TO PARENTS AND OTHER USERS

Failure to follow these warnings and the assembly instructions could result in serious injury or death. This product is not designed or intended for use as a medical monitor, nor should this product be used as a substitution for medical or

parental supervision. Always be sure that both the transmitter and receiver are working properly, and are within range of each other.

- **STRANGULATION HAZARD.** Keep the adapter cords out of the reach of children.
- **WARNING: KEEP OUT OF THE REACH OF CHILDREN.**
This product is not a toy and is not intended for use by any children under the age of 13. If you are between the ages of 13 and 18, review these terms, conditions and safety warnings with your parents or guardian to make sure that you and your parent or guardian understand these terms, conditions, and safety warnings.
- Allow for proper ventilation when units are in use. Do not cover the camera or receiver with any object such as a blanket. Do not place it in a drawer or in any location which would muffle the sound or interfere with the normal flow of air.

SAVE THESE INSTRUCTIONS!

FOR BEST RESULTS

To avoid damage to your equipment, follow these simple precautions:

- Do not drop, puncture or disassemble any part of the equipment. There are no user-serviceable parts inside.
- Do not expose the equipment to high temperatures, and avoid leaving the equipment in direct sunlight for more than a few minutes. Heat can damage the case or electrical parts.
- Do not place heavy items on top of the equipment or expose the equipment to heavy pressure.
- Remove the power adapter during long periods between usages.
- Clean only with a dry cloth.

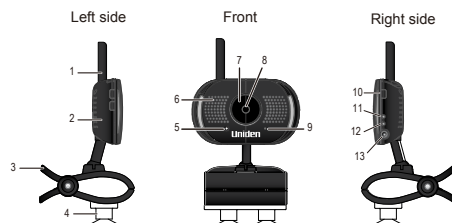
Failure to follow the instructions in this operating manual will void the warranty. Uniden assumes no liability for damages to property or injury to persons caused by improper handling or failure to comply with these safety instructions.

WHAT'S IN THE BOX

- Digital Wireless Camera (1)
- AC Adapter for Camera (1)
- Camera Stand with mount screws (1 set)
- Owner's Manual (1)

✂ If any items are missing or damaged, contact our Customer Care Line immediately!

PARTS OF THE CAMERA



Item	What it is
1	Camera Antenna: Sends & receives signals to or from the monitor.
2	PAIR: Pairs the camera to the monitor.
3	Clip: This fastener can attach the camera to shelves or ledges.
4	Suction base: Attach to mount the camera on glass surfaces.
5	Light sensor: Measures light intensity on the camera side.
6	Speaker: Produces the sound transmitted from the monitor.
7	IR LEDs (Covered): Infrared LEDs provide viewing in no/low light conditions.
8	Lens: Camera lens.
9	Microphone: Receives sounds for the area near the camera, and transmits sound from the camera to the monitor.

Item	What it is
10	POWER: Turns the camera ON or OFF.
11	Charging LED: Red = Charging Green = Fully charged Off = Camera and power adapter are disconnected or power adapter is disconnected from power source.
12	Power LED: Green = Camera is turned on. Green (Blinking) = Battery is low.
13	DC 5V Power: Connects the DC 5V power adaptor to the camera.

PAIR CAMERA TO MONITOR

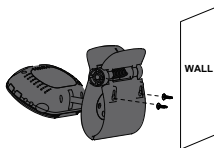
Refer to the UDR444 Wireless Video Surveillance System Owner's Manual for pairing and other operation instructions.

MOUNT THE CAMERA

WALL MOUNT

The UDRC13 clip has two slots that fit over screws to mount the unit on the wall.

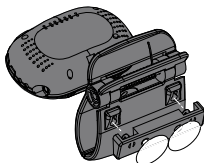
1. Mark the position of the screw holes on the wall.
2. Drill holes and insert the anchors and screws provided.
Be sure to leave room for the stand to fit over the screw heads.
3. Place the stand over the installed screws and push it downwards, locking it into place.



4. Adjust the camera as needed.

Suction Mount

1. Insert the suction base into the base clip as shown:

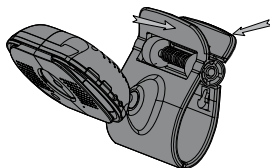


2. Firmly press the camera with the suction base attached onto glass or metallic surfaces.
3. Adjust the camera as needed.

Clip-Mount

Clip the UBR243 on the crib, ledges, and shelves.

1. Press the mounting clip as shown.



2. Place the unit over the mounting surface and release.
3. Adjust the camera as needed.

Connect Power

1. Insert the AC adapter power plug into the camera's DC adaptor input jack.
2. Plug the other end into a 120 volt AC (standard indoor) power outlet or surge protector.
3. Press **POWER** and make sure the blue power LED turns on. If it doesn't, try reconnecting the AC adapter, making sure the power outlet isn't controlled by a wall switch.

PRODUCT SPECIFICATION

GENERAL

Operating frequency range	2.400 ~ 2.4835GHz
TX power	15dBm (typical)
Spread spectrum	FHSS
Modulation type	GFSK
Data Rate	2 Mbps
Communication range	500 ft Line of Sight

CAMERA

Image Sensor Type - 1/6" Color CMOS

Effective Pixel	640 x 480
Image Processing	MJPEG
Lens	3.0mm / F2.8
Exposure	Auto
White Balance	Auto
Power Requirement	5.0VDC +/-5%
Power Consumption	150mA Max (IR OFF) 730mA Max (IR ON) 440mA Max (Charging)
Operating Temperature Range	14°F ~ -40°F (-10°C ~ -40°C)
Operating Humidity Range	Within 80% RH
RoHS Compliance	Yes
Housing Material	Plastic

RECYCLING AND DISPOSAL INFORMATION

- Do not dispose of electronic devices or any of their components (especially batteries and LCD displays) in your municipal trash collection.

- Consult your local waste management authority or a recycling organization like Earth911.com to find an electronics recycling facility in your area.
- If you are unable to locate proper recycling facilities in your area, please return this product to Uniden for recycling.

FCC COMPLIANCE INFORMATION

PART 15 COMPLIANCE STATEMENT

This device complies with Part 15 of the FCC Rules. Operation is subjected to the following two conditions: (1) this device may not cause harmful interference, and (2) this device must accept any interference received, including interference that may cause undesired operation.

This equipment has been tested and found to comply with limits for a Class B digital device, pursuant to Part 15 of the FCC rules and ETSI (EN) 300328. These limits are designed to provide reasonable protection against harmful interference in residential installations. This equipment generates, uses, and can radiate radio frequency energy, and if not installed and used in accordance with the instructions, may cause harmful interference to radio communications.

However, there is no guarantee that interference will not occur in a particular installation. If this equipment does cause interference to radio or television equipment reception, which can be determined by turning the equipment off and on, the user is encouraged to try to correct the interference by one or more of the following measures:

- Reorient or relocate the receiving antenna.
- Move the equipment away from the monitor.
- Plug the equipment into an outlet on a circuit different from that to which the monitor is connected.
- Consult the dealer or an experienced radio/television technician for additional suggestions.

⚠ CAUTION! Any changes or modifications to this equipment not expressly approved by the party responsible for compliance could void your authority to operate the equipment.

RF EXPOSURE INFORMATION

The antenna used for this transmitter must be installed to provide a separation distance of at least 20 cm (7.9") from all persons and must not be collocated or operating in conjunction with any other antenna or transmitter.

IC COMPLIANCE INFORMATION

RADIO EQUIPMENT NOTICE

The term "IC:" before the radio certification number only signifies that Industry Canada technical specifications were met. Operation is subject to the following two conditions: (1) this device may not cause interference, and (2) this device must accept any interference, including interference that may cause undesired operation of the device. "Privacy of communications may not be ensured when using this device".

CE COMPLIANCE INFORMATION

Products with CE Marking comply with EMC Directive (2004/108/EC); Low Voltage Directive (73/23/EEC); R&TTE(1999/5/EC) issued by the Commission of the European Community. Compliance with these directives implies conformity to the following European Norms:

- EMC: EN 301 489
- LVD: EN 60950
- Radio: EN 300 328

ONE-YEAR LIMITED WARRANTY

⚠ Important: Evidence of original purchase is required for warranty service.

WARRANTOR: UNIDEN AMERICA CORPORATION ("Uniden")
ELEMENTS OF WARRANTY: Uniden warrants, for one year, to the

original retail owner, this Uniden Product to be free from defects in materials & craftsmanship with only the limitations or exclusions set out below.

WARRANTY DURATION: This warranty to the original user shall terminate & be of no further effect 12 months after the date of original retail sale. The warranty is invalid if the Product is (A) damaged or not maintained as reasonable or necessary, (B) modified, altered, or used as part of any conversion kits, subassemblies, or any configurations not sold by Uniden, (C) improperly installed, (D) serviced or repaired by someone other than an authorized Uniden service center for a defect or malfunction covered by this warranty, (E) used in any conjunction with equipment or parts or as part of any system not manufactured by Uniden, or (F) installed or programmed by anyone other than as detailed by the owner's manual for this product.

STATEMENT OF REMEDY: In the event that the product does not conform to this warranty at any time while this warranty is in effect, warrantor will either, at its option, repair or replace the defective unit & return it to you without charge for parts, service, or any other cost (except shipping & handling) incurred by warrantor or its representatives in connection with the performance of this warranty. Warrantor, at its option, may replace the unit with a new or refurbished unit.

THE LIMITED WARRANTY SET FORTH ABOVE IS THE SOLE & ENTIRE WARRANTY PERTAINING TO THE PRODUCT & IS IN LIEU OF & EXCLUDES ALL OTHER WARRANTIES OF ANY NATURE WHATSOEVER, WHETHER EXPRESS, IMPLIED OR ARISING BY OPERATION OF LAW, INCLUDING, BUT NOT LIMITED TO ANY IMPLIED WARRANTIES OF MERCHANTABILITY OR FITNESS FOR A PARTICULAR PURPOSE. THIS WARRANTY DOES NOT COVER OR PROVIDE FOR

THE REIMBURSEMENT OR PAYMENT OF
INCIDENTAL OR CONSEQUENTIAL DAMAGES.

Some states do not allow this exclusion or limitation of incidental or consequential damages so the above limitation or exclusion may not apply to you.

LEGAL REMEDIES: This warranty gives you specific legal rights, & you may also have other rights which vary from state to state. This warranty is void outside the United States of America & Canada.

PROCEDURE FOR OBTAINING PERFORMANCE
OF WARRANTY:

If, after following the instructions in the owner's manual you are certain that the Product is defective, pack the Product carefully (preferably in its original packaging). Disconnect the battery from the Product & separately secure the battery in its own separate packaging within the shipping carton. The Product should include all parts & accessories originally packaged with the Product. Include evidence of original purchase & a note describing the defect that has caused you to return it. The Product should be shipped freight prepaid, by traceable means, to warrantor at:

Uniden America Service
4700 Amon Carter Blvd.
Fort Worth, TX 76155

