



Customer Support is available:
 Monday - Friday 9AM to 5PM PT
 www.h2oaudio.com

P. 800-708-6080 or 858-623-0339
 F. 858-225-0815
 E. support@h2oaudio.com

INTERVAL™
 Waterproof Headphone System
 Designed for the iPod shuffle® 4th Gen



Introduction

The H2O Audio Interval Waterproof Headphone System is a swim specific music solution for the iPod shuffle (4th Gen). The integrated waterproof case easily attaches to any swim goggle providing a low profile, tangle free, music experience.

Includes:

- 5 pair of blue elastomer earplugs: XS, SM, MD (installed), LG, and XL

The insides of the blue elastomer earplugs are labeled to aid in identification. Flip them inside out to identify sizes.

Using Your Interval the First Time

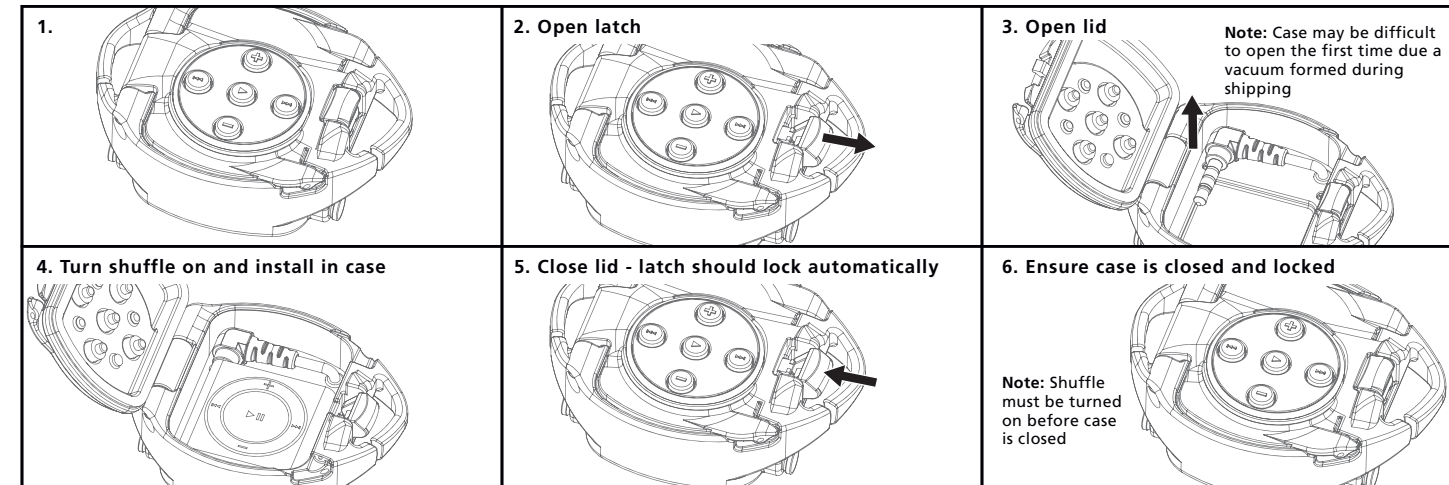
Before using your Interval Waterproof Headphone System the first time, it is highly recommended that you become familiar with opening and closing the case to ensure the case is sealed properly during use.

1. Open the case and verify the seal area is clean and free of debris or damage.
2. Close and lock the case without the shuffle inside.
3. Submerge the system in water and soak for 30 min.
4. Manipulate the push button controls during submersion.
5. Remove from water and dry exterior so water does not fall inside when opened.
6. Open the case and ensure there is no water inside.

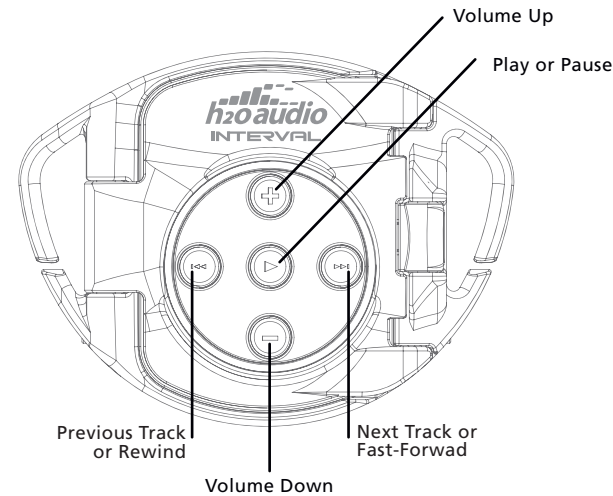
Do not use your Interval if water is found inside the case.

Please contact H2O Audio Customer Support immediately.

Installing the iPod shuffle (4th Gen) into Your Interval



Controlling Your iPod shuffle



Safety Information

Please read this manual carefully. If you have any questions please contact H2O Audio Customer Service prior to use.

Improper use of this system may cause the user to make mistakes or decisions that may lead to serious injury or death.

Always make sure to have the audio player volume turned to zero and the headphones turned away from the ears when turning on the audio player. If the volume level is not zero when the audio player is turned on, it may cause ear injury due to a sudden burst of volume. The volume should be slowly increased with an audio track playing to set the speaker volume to comfortable output levels prior to positioning the headphones next to the ears. Hearing experts advise against continuously loud and extended play. If you experience ringing in your ears, reduce volume or discontinue use.

It can be potentially dangerous to use headphones while engaging in activities that require your full attention. You should exercise extreme caution or discontinue use in potentially hazardous situations. Do not use headphones while driving, cycling, or operating any motorized vehicle. It may create a traffic hazard and is illegal in some areas. Those users that elect to utilize this system at, or near, the water's surface, must maintain safety awareness of moving water crafts.

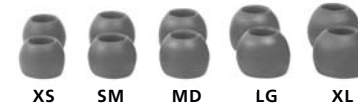
WARNING: Contains small parts which may be a choking hazard. Not suitable for children under 3 years old.

Achieving the Best Fit

To get the best performance out of your Interval Waterproof Headphone System it helps to take the time to ensure a proper fit. We encourage you to experiment with different earplug sizes and the angle of insertion until you find the combination that sounds and fits best.

Here are a few tips we've discovered through feedback from our customers:

- Push the earplugs into your ear canals far enough to establish a secure fit but not so far they become uncomfortable.
 - A tighter seal may be achieved by pulling your upper ear back while inserting the earplugs.
 - You may find it preferable to use different size earplugs for each ear.
- For optimal in water performance, the earplugs should completely seal your ear canals:
- Insert earplugs before your ears get wet to achieve the best watertight seal.
 - Larger size earplugs may be preferable during active and/or in water use as they may offer more contact with the ear and a tighter seal.
 - Wrapping the headphone cables around your swim goggle straps before placing them in your ears can help secure a better fit.
 - The headphones may stay in place more easily if they are tucked underneath a swim cap.



H2O Audio is always developing new earplugs to ensure the best fit for all our customers. For more information on available earplugs styles and sizes please visit www.H2OAudio.com.

1 Year Limited Warranty

H2O Audio's 1 year limited warranty covers defects in materials and/or workmanship of all H2O Audio branded product 1 year from the date of original purchase. This warranty does not apply to any products which have been neglected, altered, abused, used for a purpose other than the one for which they were manufactured, repaired by customer or any party without H2O Audio's written authorization, or used in any manner inconsistent with H2O Audio's instructions. Please refer to the care and maintenance instructions for more details. Product Manuals are available for download on the H2O Audio website as well as packaged with the product.

Products must be purchased from an Authorized Dealer. This limited warranty is not valid for product purchased through an unauthorized source. For a directory of H2O Audio Authorized Dealers, please visit the store locator section on the company website. If you have questions as to whether or not a dealer is authorized, please contact Customer Support.

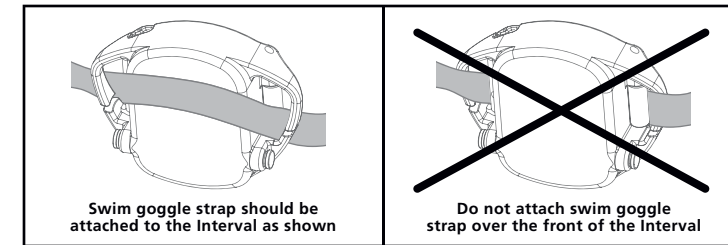
H2O Audio will, at its sole discretion and without charging the customer, repair or replace any product components that fail in normal use during the limited warranty period. The customer will be responsible for the cost of shipping the product to H2O Audio. H2O Audio will pay the cost of returning the repaired or replacement product to the customer. IN NO EVENT WILL H2O AUDIO'S LIABILITY TO CUSTOMER EXCEED THE PURCHASE PRICE OF THE SPECIFIC PRODUCT SUBJECT TO THE WARRANTY CLAIM.

The warranty is valid only for the original owner who purchases the product from an Authorized Dealer. Transfers are not qualified for warranty protection.

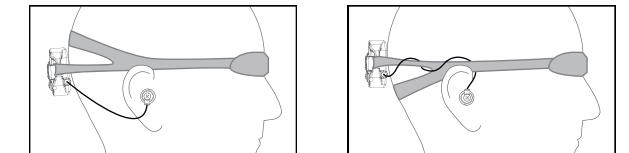
H2O Audio reserves the right to replace any out-of-stock, discontinued, or limited edition product with a comparable product. Discontinued products may not be available for warranty replacement.

Wearing Your Interval

The Interval Waterproof Headphone System is designed to be worn on the back of the head, attached to a swim goggle strap. The case can be installed on the top or bottom goggle strap and can be worn high or low on the head depending on preference.



Headphone cord can hang below or over the ear and may be tucked under a swim cap.



TO THE EXTENT PERMITTED BY LAW, THIS WARRANTY IS THE SOLE AND EXCLUSIVE REMEDY AND IS IN LIEU OF ANY OTHER WARRANTIES, EXPRESS OR IMPLIED, INCLUDING, BUT NOT LIMITED TO, THE IMPLIED WARRANTIES OF MERCHANTABILITY AND FITNESS FOR A PARTICULAR PURPOSE. IN NO EVENT SHALL H2O AUDIO BE LIABLE FOR ANY INDIRECT, PUNITIVE, INCIDENTAL OR CONSEQUENTIAL DAMAGES, PERSONAL PROPERTY CLAIMS REGARDING THIRD PARTY PRODUCTS, OR SPECIAL DAMAGES, REGARDLESS OF WHETHER A CLAIM FOR SUCH DAMAGES IS BASED ON WARRANTY, CONTRACT, NEGLIGENCE OR OTHERWISE. SOME STATES DO NOT ALLOW A LIMITATION ON THE DURATION OF IMPLIED WARRANTIES OR THE EXCLUSION OR LIMITATION OF INCIDENTAL OR CONSEQUENTIAL DAMAGES, SO THE ABOVE LIMITATIONS OR EXCLUSIONS MAY NOT APPLY TO YOU.

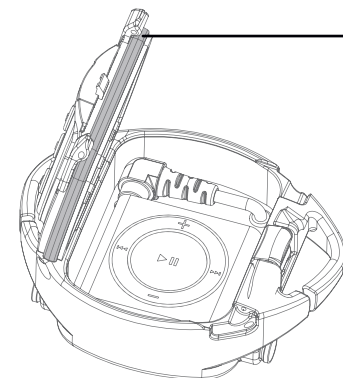
Return Authorization

Prior to any return, a Return Authorization (RA) number must be obtained. To receive an RA number, go online to www.h2oaudio.com/ra and follow the instructions on how to return a product. Proof of purchase from an Authorized Dealer will be required.

Copyright Notice: This owner's manual is copyrighted, all rights reserved. It may not, in whole or in part, be copied, photocopied, reproduced, translated, or formed into any electronic format without prior consent in writing. H2O Audio is a registered trademark of H2O Audio, Inc. Apple, iPod and iPod shuffle are trademarks of Apple Inc., registered in the U.S. and other countries. H2O Audio products are protected by US Patents 6396769, 6614722, 6954405, 7263032, 7535799 and Others Pending.

Checking the Waterproof Seal

The Interval Waterproof Headphone System features a removable waterproof seal that forms a waterproof barrier between the base and lid of the case. It is extremely important that special attention is paid to ensure the seal is completely seated in the groove of the lid. If the seal is loose, out of alignment, twisted or pinched in any way, it will compromise the waterproof integrity of the case and should not be used. Any debris such as hair or sand will keep it from forming a watertight barrier and should be cleaned off before use.



Waterproof Seal

Caution: If the seal comes out of alignment, carefully place it in the groove, ensuring all 4 corners are correctly installed. Compress the lid into the base and then re-open it to make sure the seal is fitted correctly into the groove. The seal should appear straight and uniform along the edge and should not fall out easily.

If you have any concerns please contact H2O Audio Customer Support.

Maintaining Your Interval

Your H2O Audio Interval Waterproof Headphone System is completely waterproof. After in-water use, you can rinse off your Interval with clean water and let it air dry for your next use.

FAQs

1. What happens if my headphones fall out of my ears while in the water?

The Interval Waterproof Headphone System is 100% waterproof and can be exposed or submerged in water for an unlimited amount of time. If the headphones come out of your ears and fall into the water, simply shake or blow off any water that remains in the earplug to ensure the best sound experience.

Check This Out...

Pair with the H2O Audio Hat or Visor for a complete running solution.

www.H2OAudio.com

