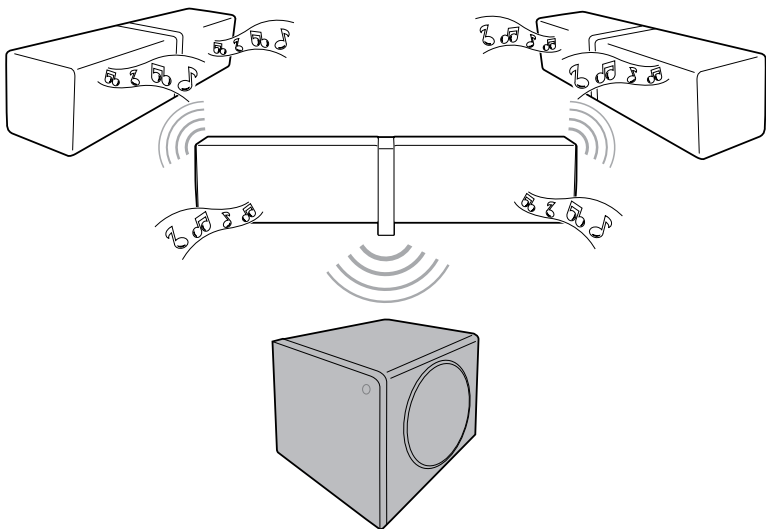




Ziisound DSx

Model No./型号: MF8125

Congratulations on purchasing the ZiiSound DSx Wireless Subwoofer, a perfect complement to the ZiiSound series of wireless speaker systems featuring SLAM (Symmetrically Loaded Acoustic Module) Technology. Experience a whole new definition of freedom in placement for that perfect acoustic projection with our wireless systems.



Additional ZiiSound D5x, D3x or DSx shown here and throughout the user manual are for illustration purposes only. Sold separately. Not included.



For detailed product information, instructions or
to find out more about our speakers, visit
www.creative.com/speakers

Safety Instruction

Please read the following before using the Creative Products:

- Use a mains plug that is appropriate for your country or region.
- To be completely disconnected from the power input, the mains plug has to be disconnected /detached from the mains.
- Disconnect the mains plug when the device is expected to be unused for several days.

Additional guidelines for wireless devices

- The short wave radio frequency signals of a wireless device may impair the operation of other electronic and medical devices
- Switch off the device where it is prohibited. Do not use the device in medical facilities, aircraft, refueling points, close to automatic doors, automatic fire alarms or other automatically controlled devices
- Keep this device at least 20 cm from pacemakers and other medical devices. Radio waves may impair the operation of pacemakers and other medical devices

Technical Specifications

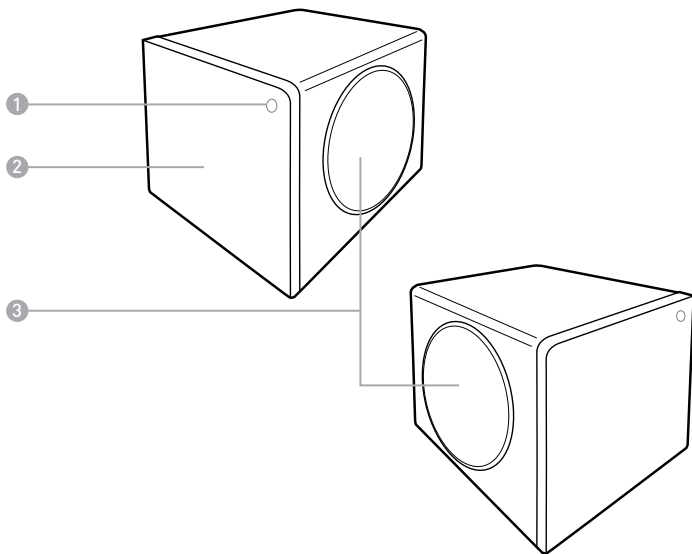
- Input Rating: 100-240V~ 50/60Hz 300mA
- Operating Frequency : 5725 – 5850 MHz
- Supported Speaker models : ZiiSound D5x , ZiiSound D3x
- Operating Range: Up to 30 meters (Measured in open space. Walls and structures may affect range of device.)
- Device Operating Temperature : 0°C to 50°C

Note: Compliance markings are located at the back of this product.

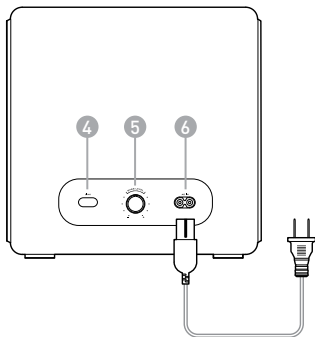
Compatibility Disclaimer

- Every electronic device is subjected to radio frequency (RF) interference from external sources. These include the connection between linked ZiiSound D5x, D3x and wireless subwoofer.
- Creative will not be liable for any loss of data or leakage resulting from the use of these devices.


1 Product Overview / Connectivity Diagram



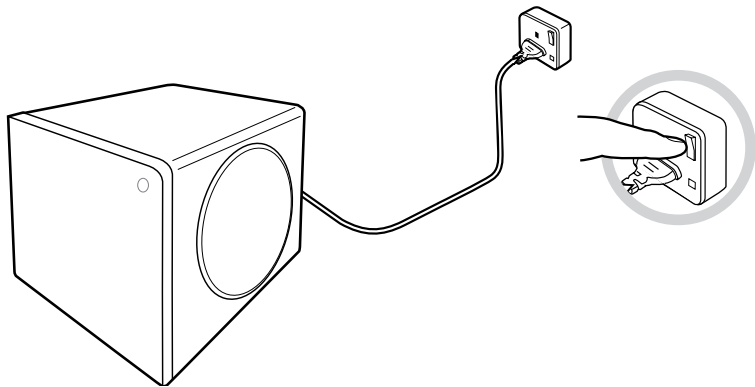
①	ZiiSound DSx LED Status Indicator	LED lights up to indicate active wireless link status
②	SLAM™ Master driver	Do not poke objects into these areas
③	SLAM™ Pressure drivers	Do not poke objects into these areas



4	LINK Button	For various actions to LINK and connect to ZiiSoundD5x or D3x
5	Bass Level Control	To Increase or decrease the bass level
6	AC IN	Attach supplied AC cord into AC IN, then into mains

LED Status	Subwoofer Status
OFF	Standby (Mains Powered ON, not connected to any speaker)
 Rapid blinking LED	LINK discoverable mode
LED blinks twice and goes off	Restored to Factory default setting
LED stays ON	Linked to speaker

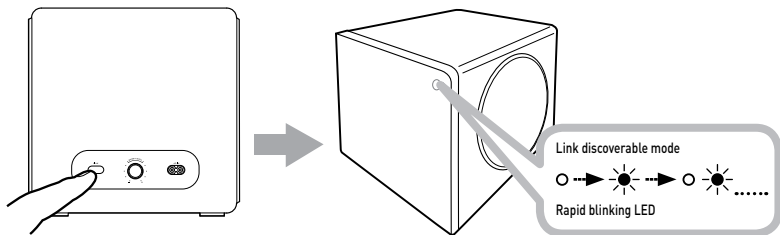
2 To Power ON the ZiiSound DSx



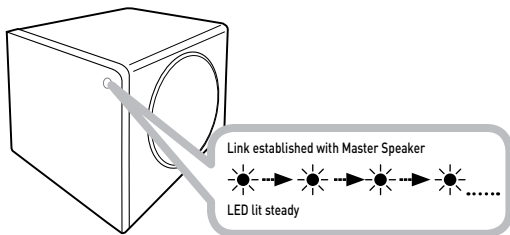
Plug in the AC cord into the AC IN and switch on the mains. The ZiiSound DSx is powered ON and in standby mode.

3 To link up with the ZiiSound D5x or D3x

To link to the ZiiSound D5x or D3x master speaker unit, the ZiiSound DSx needs to be in LINK Discoverable mode for the master speaker unit to establish a link to ZiiSound DSx. To activate LINK discoverable mode, follow the instructions below.



- A** With the Subwoofer mains powered ON, Press and hold the Link button for 4 seconds and release when the LED blinks once. The Subwoofer is now ready to receive connection from a master speaker unit.

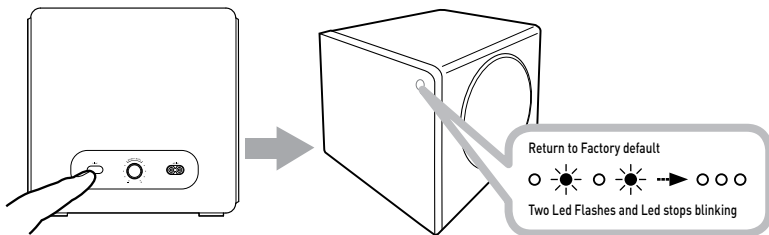


- B** When the Wireless Subwoofer is successfully linked up, the Led Status indicator will be lit steady.

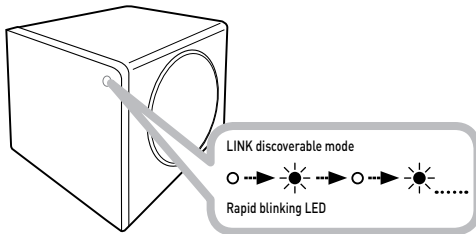
Note: At any one time, the ZiiSound DSx can only remember one device in its memory bank.

4 To de-link the ZiiSound DSx from any master speaker unit

To de-link the ZiiSound DSx from any master speaker unit for linking to another master speaker unit, perform the following instructions below.



- A** With the Subwoofer is powered ON, press and hold the Link button for 10 Seconds until 2 flashes of LED is seen and the LED stops blinking. Subwoofer is cleared of memory and in standby mode.



- B** Press and hold the Link button for 4 seconds and release when the LED blinks once. The Subwoofer is now ready to receive connection from a master speaker unit.

5 Return to factory default setting / Clear Link system

Follow these steps to return to factory setting to clear link system memory when a change in speaker configuration is required (For example, linking additional D5x or DSx)

Action	LED	Status
Press and hold the LINK button for 10 seconds when the subwoofer is powered ON	Two Led Flashes and Led stops blinking	Wireless subwoofer is cleared of link system memory and in standby mode. Ready for next user action

6 Frequently Asked Questions (FAQ)

Perform the following trouble-shooting steps before sending it for servicing.
For more information, please refer to support.creative.com

The ZiiSound DSx cannot be Powered ON. What should I do?

- Make sure that the power cords are firmly connected to the unit and that the power outlet is turned on.
- Press the LINK Button at the rear of the Subwoofer. The LED status indicator should blink. This indicates that the Subwoofer is powered ON and in standby.

There's no wireless link between the ZiiSound DSx and ZiiSound D5x or D3x. What should I do?

- Check to see if there is a broken link in the ecosystem. A broken link in the ecosystem will stop the link from functioning until the link is restored.
- Perform [Steps 3. To link up with the ZiiSound D5x or D3x](#) to put the wireless Subwoofer into LINK Discoverable mode and refer to the ZiiSound D5x or D3x user manual for further linking instructions. Upon successful link, the LED status indicator on the DSx will be lit up steady.

I am having difficulty in linking up the ZiiSound DSx with the ZiiSound D5x or D3x.

- Ensure that you have the master speaker defined
- Make sure that your Master speaker LINK discoverable mode is enabled
- Position them within 1 meter or closer to each other if you experience linking difficulties
- Ensure that both, your ZiiSound DSx and your ZiiSound D5x or D3x are not connected to any other devices
- Should the problem persist, return the ZiiSound DSx, D5x or D3x to factory default setting by referring to [section 5, Reset to factory setting](#)

What's the optimal operating distance between ZiiSound D5x or D3x with the ZiiSound DSx?

- The optimal operating distance is within 30 meters. They work best when there are no obstructions (e.g. walls, large metal structures or other electronic devices). If they are too far apart, you may hear some cracking sounds

My ZiiSound DSx does not go into power standby mode.

- The ZiiSound DSx can only go into standby mode when the master speaker unit is in standby mode or when it is not linked with any master speaker unit. Control of the ZiiSound DSx is given to the master speaker when both units are linked up.

Regulatory Information

The following sections contain notices for various countries:

CAUTION: This product is intended for use with FCC/CE certified computer equipment. Please check the equipment operating/installation manual and/or with the equipment manufacturer to verify/confirm if your equipment is suitable prior to the installation or use of the product.

Federal Communication Commission (FCC) Interference Statement

Notice of USA

FCC Part 15: This equipment has been tested and found to comply with the limits for a Class B digital device, pursuant to Part 15 of the FCC Rules. These limits are designed to provide reasonable protection against harmful interference in a residential installation. This equipment generates, uses and can radiate radio frequency energy and, if not installed and used in accordance with the instructions, may cause harmful interference to radio communications. However, there is no guarantee that interference will not occur in a particular installation. If this equipment does cause harmful interference to radio or television reception, which can be determined by turning the equipment off and on, the user is encouraged to try to correct the interference by one or more of the following measures:

- Reorient or relocate the receiving antenna.
- Increase the separation between the equipment and receiver.
- Connect the equipment into an outlet on a circuit different from that to which the receiver is connected.
- Consult the dealer or an experienced radio/TV technician for help.

California Proposition 65 Statement

WARNING: Handling this product may expose you to chemicals known to the State of California to cause cancer and birth defects or other reproductive harm.

Wash hands after handling.

Explanatory Note: California Safe Drinking Water and Toxic Enforcement Act of 1986 (Proposition 65) requires special product labeling for products containing certain chemicals known to the State of California to cause cancer, birth defects or other reproductive harm. Creative has chosen to provide a warning based on its knowledge about the presence of one or more listed chemicals without

This device complies with part 15 of the FCC Rules. Operation is subject to the following two conditions:

1. This device may not cause harmful interference, and
2. This device must accept any interference received, including interference that may cause undesired operation.

CAUTION: To comply with the limits of the Class B digital device, pursuant to Part 15 of the FCC Rules, this device must be installed with computer equipment certified to comply with Class B limits.

All cables used to connect to the computer and peripherals must be shielded and grounded. Operation with non-certified computers or non-shielded cables may result in interference to radio or television reception.

MODIFICATION: Any changes or modifications not expressly approved by the grantee of this device could void the user's authority to operate the device.

Federal Communication Commission (FCC) Radiation Exposure Statement

(For Speaker MF8125)

This equipment complies with FCC radiation exposure limits set forth for an uncontrolled environment. This equipment should be installed and operated with minimum distance 20cm between the radiator & your body. This transmitter must not be co-located or operating in conjunction with any other antenna or transmitter.

*Note: (For BT-D5 Bluetooth Transmitter MZ0450)

Power is so low that no RF exposure calculation is needed.

attempting to evaluate the level of exposure. With Creative's products, the exposure may be below the Proposition 65 level of concern, or could even be zero. However, out of an abundance of caution, Creative has elected to place the Proposition 65 warning on its products.

Déclaration de la Proposition 65 de la Californie

AVERTISSEMENT: La manipulation de ce produit peut vous exposer à des produits chimiques qui sont reconnus par l'État de la Californie comme pouvant provoquer le cancer, des anomalies congénitales ou d'autres effets nuisibles à la reproduction.

Veillez vous laver les mains après l'avoir manipuler.

Note explicative: La Proposition 65 [California Safe Drinking Water and Toxic Enforcement Act of 1986] de la Californie sur les matières dangereuses et l'eau potable exige un étiquetage spécial pour les produits contenant certains produits chimiques qui sont reconnus par l'État de la Californie comme pouvant provoquer le cancer, des anomalies congénitales ou d'autres effets nuisibles à la reproduction. Creative a choisi d'inclure une mise en garde s'appuyant sur sa connaissance de la présence d'un ou de plusieurs de ces produits chimiques sans essayer d'en évaluer le niveau d'exposition. Pour les produits de Creative, le niveau d'exposition peut être inférieur au niveau critique établi par la Proposition 65 ou même être nul. Néanmoins, par souci extrême de prudence, Creative a choisi de placer l'avertissement de la Proposition 65 sur ses produits.

Notice for Canada

This Class B digital apparatus complies with Canadian ICES-003 and RSS-210.

Cet appareil numérique de classe B est conforme aux normes canadiennes NMB-003 et CNR-210.

This device complies with Industry Canada licence-exempt RSS standard.

Operation is subject to the following two conditions:

- (1) This device may not cause harmful interference, and
- (2) this device must accept any interference received, including interference that may cause undesirable operation.

Cet appareil est conforme avec Industrie Canada RSS standard exempts de licence.

Son Fonctionnement est soumis aux deux conditions suivantes :

- (1) Le matériel ne peut être source D'interférences et
- (2) Doit accepter toutes les interférences reçues, Y compris celles pouvant provoquer un fonctionnement indésirable.

CANADIAN CLASS B STATEMENT: This digital device does not exceed the Class B limits for radio noise emissions from digital apparatus as set out in the interference-causing equipment standard entitled "Digital Apparatus," ICES-003 of the Department of Communications.

Cet appareil numérique respecte les limites de bruits radioélectriques applicables aux appareils numériques de Classe B prescrites dans la norme sur le matériel brouilleur: "Appareils Numériques," NMB-003 édictée par le ministre des Communications.

MODIFICATION: Any changes or modifications not expressly approved by the grantee of this device could void the user's authority to operate the device.

Toute modification non approuvée explicitement par le fournisseur de licence de l'appareil peut entraîner l'annulation du droit de l'utilisateur à utiliser l'appareil.

DECLARATION OF CONFORMITY

Manufacturer / Importer's Name :

Creative Labs, Inc.

Manufacturer / Importer's Address :

**1901 McCarthy Boulevard Milpitas,
CA. 95035 United States
Tel: (408) 428-6600**

declares under its sole responsibility that the product

Trade Name : **ZiiSound**

Model Numbers : **MF8125**

has been tested accordingly to the FCC/CISPR22 requirement for class B devices and found compliant with the following standards:

EMI/EMC: ANSI C63.4, FCC Part 15 Subpart B & C
Complies with Canadian ICES-003 Class B & RSS-210 Standards

This device complies with part 15 of the FCC Rules. Operation is subject to the following two conditions:

1. This device may not cause harmful interference, and
2. This device must accept any interference received, including interference that may cause undesirable operation.

Ce matériel est conforme à la section 15 des règles FCC. Son Fonctionnement est soumis aux deux conditions suivantes:

1. Le matériel ne peut être source D'interférences et
2. Doit accepter toutes les interférences reçues, Y compris celles pouvant provoquer un fonctionnement indésirable.

**Compliance Manager
Creative Labs, Inc.
June 1, 2011**

Notice for Taiwan

敬告使用者:

1. 本產品使用時,不致造成違反低功率電波輻射性電機管理辦法之控制、調整及開關之使用方法。
2. 本產品不得任意調整更改各項零件或對於發射之功率影響之作為,若有操作問題請與本公司人員聯繫;並由本公司 負起監督及維修之責任。
3. 根據交通部低功率電波輻射性電機管理辦法規定:

第十二條

經型式認證合格之低功率射頻電機,非經許可,公司、商號或使用者均不得擅自變更頻率、加大功率或變更原設計之特性及功能。

第十四條

低功率射頻電機之使用不得影響飛航安全及干擾合法通信;經發現有干擾現象時,應立即停用,並改善至無干擾時方得繼續使用。

前項合法通信,指依電信法規定作業之無線電通信。

低功率射頻電機須忍受合法通信或工業、科學及醫療用電波輻射性電機設備之干擾。

Notice for Korea

Safety information

B급 기기 (가정용 방송통신기자재)

Class B Equipment

[For Home Use Broadcasting & Communication Equipment]

이 기기는 가정용(B급) 전자파적합기기로서 주로 가정에서 사용하는 것을 목적으로 하며, 모든 지역에서 사용할 수 있습니다.

This equipment is home use [Class B] electromagnetic wave suitability equipment and to be used mainly at home and it can be used in all areas.

Notice for Singapore

Complies with
IDA Standards
DB00148

Notice for Australia/New Zealand



N136

This product complies with the requirements of the ACMA Radiocommunications [Electromagnetic Compatibility] Standard 2008.



© 2011 Creative Technology Ltd. All rights reserved. Creative, the Creative logo, SLAM™, Zii and ZiiSound are trademarks or registered trademarks of Creative Technology Ltd in the United States and/or other countries. All other trademarks are the property of their respective owners and are hereby recognized as such. All specifications are subject to change without notice. Use of this product is subject to a limited warranty. Actual contents may differ slightly from those pictured.

PN 02MF812500001 Rev B