

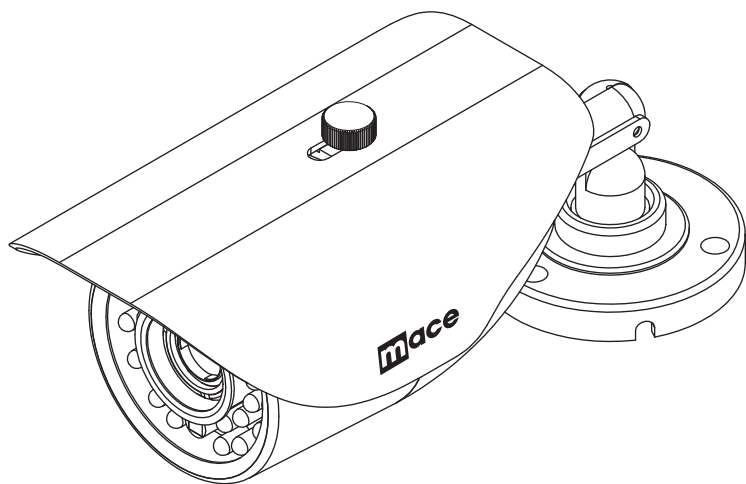


SECURITY PRODUCTS

## User Guide

# MaceView™ IR Vandal-Resistant Bullet Camera

Thank you for purchasing a MaceView™ MVC-IRVB-49 Camera. Please read the instructions completely before installation. Please consult a legal expert on the proper use of this equipment in accordance with the law.



MVC-IRVB-49



## FCC STATEMENT

### WARNING

This device complies with Part 15 of the FCC Rules. Operation is subject to the following two conditions:

- (1) This device may not cause harmful interference.
- (2) This device must accept any interference received including interference that may cause undesired operation.

\* Federal Communications Commission (FCC) Statement

### WARNING

This Equipment has been tested and found to comply with the limits for a Class B digital device, pursuant to Part 15 of the FCC rules. These limits are designed to provide reasonable protection against harmful interference in a residential installation. This equipment generates uses and can radiate radio frequency energy and, if not installed and used in accordance with the instructions, may cause harmful interference to radio communications. However, there is no guarantee that interference will not occur in a particular installation. If this equipment does cause harmful interference to radio or television reception, which can be determined by turning the equipment off and on, the user is encouraged to try to correct the interference by one or more of the following measures:

- Reorient or relocate the receiving antenna.
- Increase the separation between the equipment and receiver.
- Connect the equipment into an outlet on a circuit different from that to which the receiver is connected.
- Consult the dealer or an experienced radio/TV technician for help.

\* You are cautioned that changes or modifications not expressly approved by the party responsible for compliance could void your authority to operate the equipment.

## SAFETY PRECAUTIONS

### Please read before using



The lightning flash with arrowhead symbol, within an equilateral triangle, is intended to alert the user to the presence of insulated dangerous voltage within the product's enclosure that may be sufficient magnitude to constitute risk of electrical shock.



The exclamation point within an equilateral triangle is intended to alert the user to the presence of important operation and maintenance (servicing) instructions in the literature accompanying the appliance.

- Users should not attempt to disassemble the camera. There are no user serviceable parts inside. Ask qualified service personnel for servicing.
- Do not use strong solvents or detergents. Use a dry cloth on the camera when it is dirty.
- Before operating, please check proper temperature, humidity and power source ratings.
- Do not aim the camera at bright objects or place it in direct sunlight. This may result in blooming or smearing.

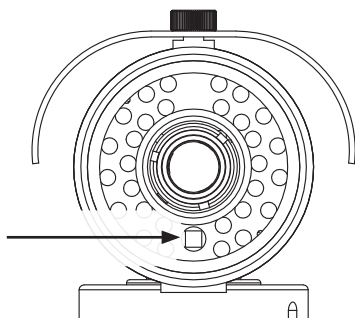
## FUNCTIONS

The camera includes auto white balance mode (AWB) and color temperature.

The range is 2400°K~9600°K

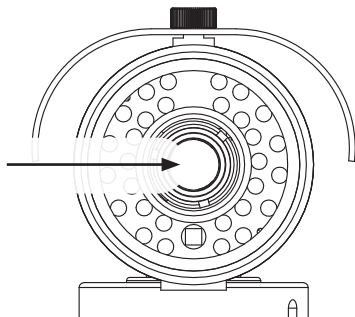
### SENSOR

Auto Cell Device Sensor, the IR LED automatically turns on when exterior illumination drops below pre-set levels. IR LED will not activate when exterior illumination is above pre-set levels, to reduce power consumption. Illumination is 2.6 lux (LED on) / 2.7 lux (LED off)



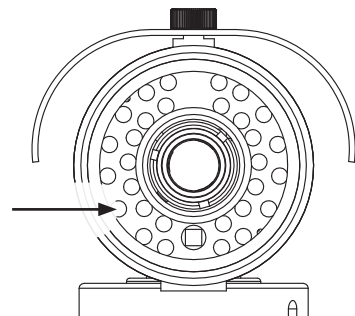
### LENS

Super sensitivity sensor lens



### IR LED

Super-powered LED IR light



## POWER AND VIDEO OUTPUT JACK

DC JACK is for power in. 12vdc required. (not supplied)

## ZOOM

Adjust varifocal lens if object is out of focus.

## FOCUS

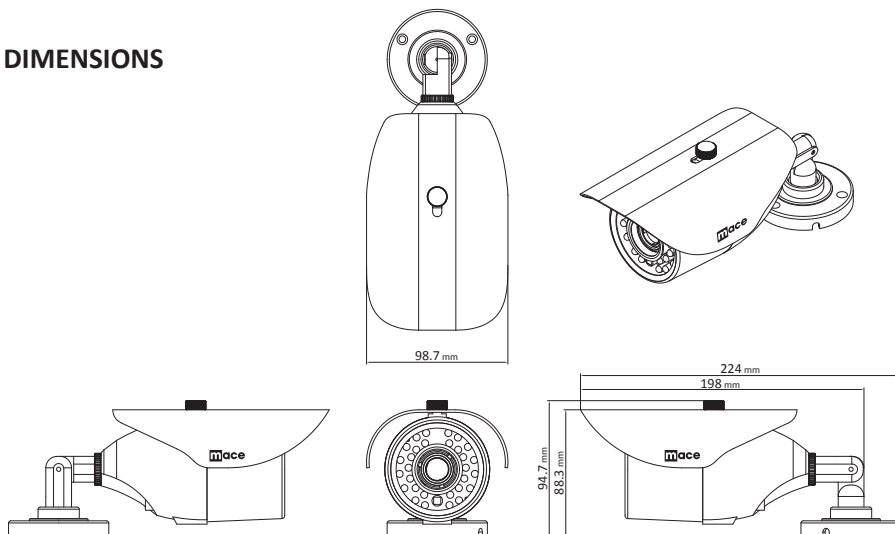
Focus adjustment available if object is out of focus.

## INSTALLATION

1. Attach camera to bracket.
2. Connect the 75 $\Omega$  coaxial cable to device video input.
3. Connect power cable.
4. Adjust camera to cover the desired field of view

Note: The camera is supplied with the focus pre-set, however, lens focus may be adjusted if needed.

## DIMENSIONS



## SPECIFICATIONS | MVC-IRVB-49

<b>Image Sensor</b>	1/3" SONY CCD
<b>Effective Pixels</b>	NTSC: 768(H) x 494(V) ; PAL: 752(H) x 582(V)
<b>Resolution</b>	480 TV lines (Color)
<b>Scanning System</b>	NTSC: 525 lines / 60 fields; PAL: 625 lines / 50 fields
<b>S/N Ratio</b>	More than 48 dB (AGC OFF)
<b>Electronic Shutter</b>	Auto 1/60 (1/50) ~ 1/100,000 sec.
<b>Minimum Illumination</b>	0.3 lux color / f2.0 (50 IRE) (0.0 lux / IR ON)
<b>Video Output</b>	1.0 Vp-p / 75Ω Composite, BNC
<b>Lens</b>	Varifocal Lens: 4 ~ 9 mm
<b>IR Distance</b>	20m (28pcs IR LED)
<b>IR Trigger</b>	3.1 lux / 3.7 lux IR ON / OFF
<b>Power Source</b>	DC12V ±10%, 2.1 mm DC Jack Input
<b>Power Consumption</b>	5W / 420mA (max)
<b>Weight</b>	0.76 kg (NW) / 0.84 kg (GW)
<b>Operating Temperature</b>	14°F to 122°F (-10°C to 50°C)
<b>Storage Temperature</b>	-4°F to 158°F (-20°C to 70°C)
<b>Weather Resistant</b>	IP66
<b>Regulatory Compliance</b>	CE, FCC
<b>Dimensions</b>	98.7 (W) x 94.7 (H) x 224 (L) mm



