

# USBDOCK2

## Instruction Manual

# USB Docking Station

**Universal USB 2.0  
Laptop Docking Station  
with Audio and Ethernet**

**StarTech.com**   
*Making hard-to-find easy!*<sup>®</sup>

## **FCC Compliance Statement**

This equipment has been tested and found to comply with the limits for a Class B digital device, pursuant to part 15 of the FCC Rules. These limits are designed to provide reasonable protection against harmful interference in a residential installation. This equipment generates, uses and can radiate radio frequency energy and, if not installed and used in accordance with the instructions, may cause harmful interference to radio communications. However, there is no guarantee that interference will not occur in a particular installation. If this equipment does cause harmful interference to radio or television reception, which can be determined by turning the equipment off and on, the user is encouraged to try to correct the interference by one or more of the following measures:

- Reorient or relocate the receiving antenna.
- Increase the separation between the equipment and receiver.
- Connect the equipment into an outlet on a circuit different from that to which the receiver is connected.
- Consult the dealer or an experienced radio/TV technician for help.

## **Use of Trademarks, Registered Trademarks, and other Protected Names and Symbols**

This manual may make reference to trademarks, registered trademarks, and other protected names and/or symbols of third-party companies not related in any way to StarTech.com. Where they occur these references are for illustrative purposes only and do not represent an endorsement of a product or service by StarTech.com, or an endorsement of the product(s) to which this manual applies by the third-party company in question. Regardless of any direct acknowledgement elsewhere in the body of this document, StarTech.com hereby acknowledges that all trademarks, registered trademarks, service marks, and other protected names and/or symbols contained in this manual and related documents are the property of their respective holders.

# Table of Contents

<b>Introduction .....</b>	<b>1</b>
Packaging Contents.....	1
System Requirements .....	1
Rear View .....	2
Side View 1.....	2
Side View 2.....	2
<b>Installation.....</b>	<b>3</b>
Hardware Installation.....	3
Verify Installation .....	3
<b>Specifications.....</b>	<b>4</b>
<b>Technical Support.....</b>	<b>5</b>
<b>Warranty Information .....</b>	<b>5</b>

## Introduction

The StarTech.com USB 2.0 Laptop Docking Station / Port Replicator with Audio can be used to expand the I/O capabilities of a laptop / notebook, or netbook through a single USB connection. The USBDOCK2 offers several commonly used interface ports, such as 10/100Mbps RJ45 Ethernet, 3.5mm mini-jack audio connectors for headphones and microphones and four additional USB 2.0 ports. The USBDOCK2 makes it easy to plug and unplug your devices when moving your laptop around. Simply plug in one cable to connect to multiple peripherals at your desk or work station. The docking station is also small enough to carry around in your bag, to give you expanded capabilities while on the road. Backed by a StarTech.com 1 year warranty and free lifetime technical support.


## Packaging Contents

- 1 x USB 2.0 Docking Station
- 1 x USB cable
- 1 x Universal Power Adapter
- 3 x Power Adapter Plug (NA/UK/EU)
- 1 x Installation CD
- 1 x Instruction Manual

## System Requirements

- USB enabled computer system with available USB port
- Microsoft® Windows® XP/Server 2003/Vista/Server 2008 R2/7 (32/64-bit), or Apple® Mac OS® 10.4~10.6 or Linux®


## Rear View



## Side View 1



## Side View 2



# Installation

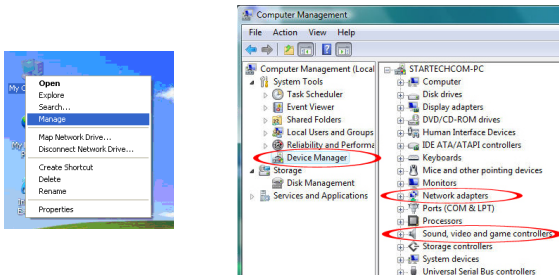
## Hardware Installation

1. Insert the included Installation CD into the computer's CD/DVD drive.
2. Make sure no other devices are connected to the docking station.
3. Connect the included USB cable from the USB type B "Up" port on the docking station to an available USB port on the computer system.
4. Windows will automatically detect the docking station and begin installing the drivers.
5. If the Found New Hardware prompt appears, select the option to "Install Automatically". Windows will search the CD for the drivers.

**OPTIONAL:** If the USB ports on the host computer are under powered, or connecting high-powered USB peripherals into the USB hub, the external power adapter may be required.

## Verify Installation

From the main desktop, right-click on "My Computer" ("Computer" in Vista/7), then select Manage. In the new Computer Management window, select Device Manager from the left window panel.



Under the "Network Adapters" and "Sound, video and game controllers" category should be a USB Ethernet Adapter and USB Audio device respectively.

# Specifications

<b>Bus Interface</b>	USB 2.0
<b>Chipset ID</b>	<b>Ethernet:</b> Moschip MCS7830 <b>Audio:</b> C-Media CM108
<b>Connectors</b>	1 x RJ45 Ethernet female 2 x 3.5mm mini-jack female 4 x USB type A female 1 x USB type B female 1 x DC Power
<b>LEDs</b>	1 x RJ45 Link 1 x RJ45 Speed/Activity
<b>Maximum Data Transfer Rate</b>	<b>USB 2.0:</b> 480 Mbps
<b>Power Adapter</b>	5VDC, 3000mA, center positive
<b>Operating Temperature</b>	0°C ~ 40°C (32°F ~ 104°F)
<b>Storage Temperature</b>	-10°C ~ 80°C (14°F ~ 176°F)
<b>Humidity</b>	0 ~ 90% RH
<b>Dimensions</b>	183.0mm x 70.0mm x 25.0mm
<b>Weight</b>	185 g
<b>Compatible Operating Systems</b>	Windows XP/Server 2003/Vista/ Server 2008 R2/7 (32/64-bit), Mac OS 10.4~10.6, Linux

## Technical Support

StarTech.com's lifetime technical support is an integral part of our commitment to provide industry-leading solutions. If you ever need help with your product, visit [www.startech.com/support](http://www.startech.com/support) and access our comprehensive selection of online tools, documentation, and downloads.

## Warranty Information

This product is backed by a one year warranty.

In addition, StarTech.com warrants its products against defects in materials and workmanship for the periods noted, following the initial date of purchase. During this period, the products may be returned for repair, or replacement with equivalent products at our discretion. The warranty covers parts and labor costs only. StarTech.com does not warrant its products from defects or damages arising from misuse, abuse, alteration, or normal wear and tear.

### Limitation of Liability

In no event shall the liability of StarTech.com Ltd. and StarTech.com USA LLP (or their officers, directors, employees or agents) for any damages (whether direct or indirect, special, punitive, incidental, consequential, or otherwise), loss of profits, loss of business, or any pecuniary loss, arising out of or related to the use of the product exceed the actual price paid for the product. Some states do not allow the exclusion or limitation of incidental or consequential damages. If such laws apply, the limitations or exclusions contained in this statement may not apply to you.



StarTech.com has been making “hard-to-find easy” since 1985, providing high quality solutions to a diverse IT and A/V customer base that spans many channels, including government, education and industrial facilities to name just a few. We offer an unmatched selection of computer parts, cables, A/V products, KVM and Server Management solutions, serving a worldwide market through our locations in the United States, Canada, the United Kingdom and Taiwan.

Visit **[www.startech.com](http://www.startech.com)** today for complete information about all our products and to access exclusive interactive tools such as the Cable Finder, Parts Finder and the KVM Reference Guide.