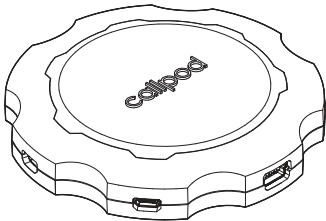


# User Manual

chargepod<sup>®</sup> and device adapters



chargepod<sup>®</sup>



# Table of Contents

---

General Safety Information.....	2
Care and Maintenance.....	3
Certification.....	4
Introduction.....	5
Components.....	6
Technical Specifications.....	7
Chargepod Setup.....	8
Copyright Notice.....	15
Approved Accessories.....	16
Notice to International Users.....	17
Callpod Limited Warranty.....	18
Exclusions.....	19
Who Is Covered?.....	21
What Will Callpod Do?.....	21
What Other Limitations Are There?.....	23
Product Registration.....	25
Export Law Assurances.....	26

# General Safety Information

---

**FOR THE SAFE AND SUCCESSFUL OPERATION AND USE OF THIS PRODUCT, PLEASE READ AND FOLLOW THE INFORMATION CONTAINED IN THIS USER MANUAL BEFORE USE**



Do not open Chargepod® as contents may cause electric shock.



Only use approved Callpod®-branded accessories and components as well as specified compatible electronic devices to ensure proper operation.



Use Chargepod responsibly while driving.

# Care and Maintenance

---

- Please keep the Chargepod and all accessories out of the reach of small children.
- Make sure not to use other manufacturers power supplies or adapters with the Chargepod.
- Do not attempt to open the outer casing of product.
- Do not clean the Chargepod with harsh chemicals and keep it away from liquids.
- Do not expose the Chargepod to extreme temperatures.
- Do not paint or apply coatings to the Chargepod, as you might affect moving parts or damage internal components.

# Certification

---

## **Certification**

Chargepod is cULus, CE and FCC certified for safety and reliability under US and European standards.

**Unauthorized changes or modifications to this device may impair the user's ability to operate this device and will void the warranty.**

# Introduction

---

Chargepod is designed for use with small electronic devices such as cell phones, Bluetooth® headsets, PDA's, and MP3 players. It allows users to charge up to six devices at the same time. Charge time may vary based on the particular devices under charge and battery charge status. Typically, this unit can charge six devices, as defined, in approximately three hours (average).

NOTE: This model is not designed for charging notebook computers or other high current devices. (See Technical Specifications Table on page 8)

Chargepod works by using manufacturer-specific adapters to connect to your devices. Adapters for most consumer electronics manufacturers worldwide are available for purchase under the Callpod® brand.

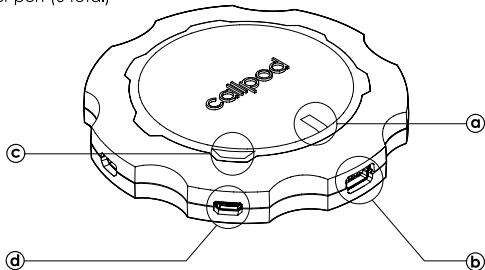
For up-to-date compatibility charts, product assistance, or to purchase additional adapters, please visit our website:

[www.callpod.com](http://www.callpod.com)

# Components

---

- Ⓐ Power Indicator (green LED)
- Ⓑ Mini USB port (for power cable)
- Ⓒ Device Indicator (blue LED, 6 total)
- Ⓓ Device adapter port (6 total)



# Technical Specifications

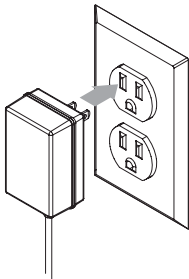
---

Specifications	Typical & Units
Input Power	110-240 AC Volts
Input Frequency	50-60 Hz
Input Supply	5.7/6.0 Volts
Single Port Current Limit	500 mA
Total Current Limit	3.0 Amps
Operating Temperature	0 to 50 °C
Weight	35 grams
Dimensions	Ø 2.7 [68.6] inches [mm]

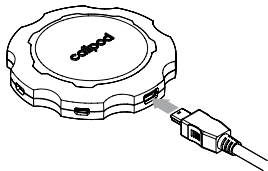
# Chargepod Setup (Wall Outlet)

---

Plug AC/DC wall adapter into wall.



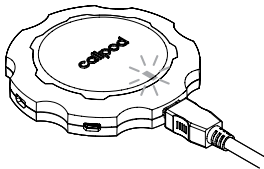
Plug the adapter into the Chargepod.



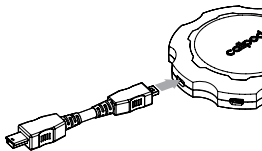
# Chargepod Setup (Wall Outlet)

---

Power indicator will illuminate.



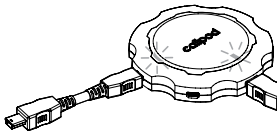
Plug manufacturer-specific Callpod® power adapters (6 included) into Chargepod.



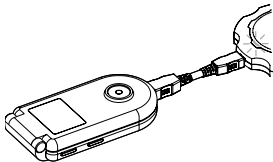
# Chargepod Setup (Wall Outlet)

---

Device indicator will illuminate.



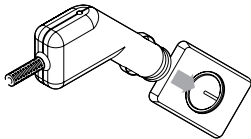
Plug your device(s) into Callpod® power adapter(s).



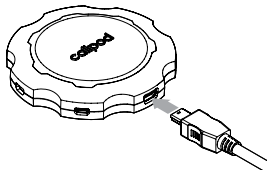
# Chargepod Setup (Automobile)

---

Plug car adapter into cigarette  
lighter power outlet.



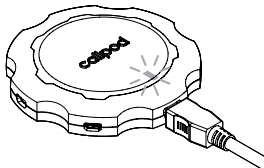
Plug car adapter into Chargepod.



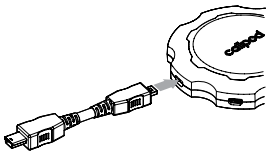
# Chargepod Setup (Automobile)

---

Power indicator will illuminate.



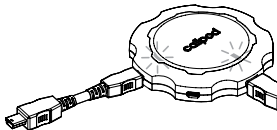
Plug manufacturer-specific Callpod<sup>®</sup> power adapters (6 included) into chargepod.



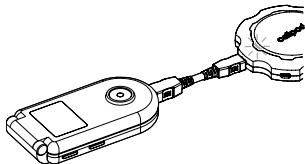
# Chargepod Setup (Automobile)

---

Device indicator will illuminate.



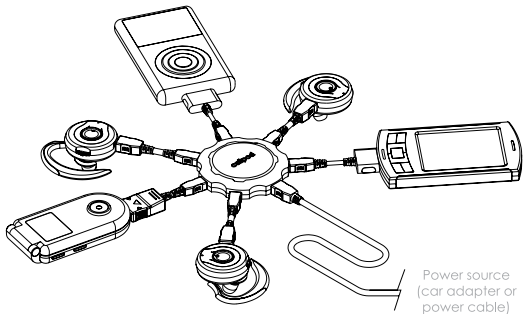
Plug your device into Callpod® power adapter(s).



# Chargepod Setup

---

Connect up to six Chargepod-compatible devices as shown.



# Copyright Notice

---

All Callpod® products and information shared in this manual are protected by copyright. Copying, reproducing, reverse engineering or distributing any information of Callpod-related products hardware or software without a formal and written authorization and license from Callpod, Inc. is prohibited and may result in legal action.

# Approved Accessories

---

It is critical to use Callpod®-branded adapters and power supplies only. Use of non-approved products may cause safety hazards and damage your personal electronic devices under charge. Callpod is not responsible for devices damaged while using non-approved products and or accessories. The use of non-Callpod-branded accessories (e.g. power adapters and power cables) with your Chargepod will void your warranty. For a list of approved Callpod accessories, please visit us at:

[www.callpod.com](http://www.callpod.com)

# Notice to International Users

---

Prior to traveling outside of the United States of America, please make sure to have a compatible plug adapter to use in the country being traveled to. For a list of universal outlet adapters for recommendation and purchase, please visit us at:

[www.callpod.com](http://www.callpod.com)

# Callpod Limited Warranty

---

Subject to the exclusions contained below, Callpod, Inc. warrants Callpod®-branded products to be free from defects in materials and workmanship under normal consumer usage for the period(s) outlined below. This limited one-year warranty is a consumer's exclusive remedy and applies as follows to new Callpod products and accessories purchased by consumers. This warranty is limited to one-year from the time of purchase by the original consumer (i.e. first purchase date).

# Callpod Limited Warranty

---

## EXCLUSIONS

**Normal Wear and Tear.** Periodic maintenance, repair and replacement of parts due to normal wear and tear are excluded from coverage.

**Abuse & Misuse.** Defects or damage that result from: (a) improper operation, storage, misuse or abuse, accident or neglect, such as physical damage (cracks, scratches, etc.) to the surface of the product resulting from misuse; (b) contact with liquid, water, rain, extreme humidity or heavy perspiration, sand, dirt, extreme heat, or food; (c) use of this product(s) for commercial purposes or subjecting the product(s) to abnormal usage or conditions; or (d) other defects or damage from acts that are not the fault of Callpod®, are excluded from coverage.

**Use of Non-Callpod Products and Accessories.** Defects or damage that result from the use of non-Callpod-branded or certified products, accessories, software or other peripheral equipment are excluded from coverage.

# Callpod Limited Warranty

---

**Unauthorized Service or Modification.** Defects or damages resulting from service, testing, adjustment, installation, maintenance, alteration, or modification in any way by someone other than a Callpod® representative or someone from an authorized service center, are excluded from coverage.

**Altered Products.** Products or accessories with (a) serial numbers or date tags that have been removed, altered, or obliterated; (b) broken seals or seals that show evidence of tampering; (c) mismatched serial numbers; or (d) nonconforming or non-Callpod housings or components, are excluded from coverage.

**Communication Services.** Defects, damage, or the failure of products, accessories or software due to any communication service or signal you may subscribe to or use with the products, accessories, or software is excluded from coverage.

# Callpod Limited Warranty

---

## **Who is Covered?**

This warranty extends only to the first consumer purchaser and is not transferable.

## **What Will Callpod® Do?**

Under this warranty, Callpod, at its sole discretion, will at no charge either repair, replace or refund the purchase price of any covered product, accessory or software. We may use functionally equivalent reconditioned/refurbished/pre-owned or new products, accessories or parts.

For additional information, please visit us at:

[www.callpod.com](http://www.callpod.com)

# Callpod Limited Warranty

---

You will receive instructions on how to ship any products or accessories at your expense, to a Callpod<sup>®</sup> authorized repair center. To obtain service, you must include: (a) a copy of your receipt, bill of sale or other comparable proof of purchase; (b) a written description of the problem; (c) the name of your service provider, if applicable; (d) the name and location of the installation facility if applicable and (e) your mailing address and telephone number.

# Callpod Limited Warranty

---

## **What Other Limitations Are There?**

ANY IMPLIED WARRANTIES, INCLUDING WITHOUT LIMITATION THE IMPLIED WARRANTIES OF MERCHANTABILITY AND FITNESS FOR A PARTICULAR PURPOSE, SHALL BE LIMITED TO THE DURATION OF THIS LIMITED WARRANTY, OTHERWISE THE REPAIR REPLACEMENT, OR REFUND AS PROVIDED UNDER THIS EXPRESS LIMITED WARRANTY IS THE EXCLUSIVE REMEDY OF THE CONSUMER, AND IS PROVIDED IN LIEU OF ALL OTHER WARRANTIES, EXPRESS OR IMPLIED. IN NO EVENT SHALL CALLPOD BE LIABLE, WHETHER IN CONTRACT OR TORT (INCLUDING NEGLIGENCE) FOR DAMAGES IN EXCESS OF THE PURCHASE PRICE OF THE PRODUCT, ACCESSORY OR SOFTWARE, OR FOR ANY INDIRECT, INCIDENTAL, SPECIAL OR CONSEQUENTIAL DAMAGES OF ANY KIND, OR LOSS OF REVENUE OR PROFITS, LOSS OF BUSINESS, LOSS OF INFORMATION OR DATA, SOFTWARE OR APPLICATIONS OR OTHER FINANCIAL LOSS ARISING OUT OF OR IN CONNECTION WITH THE ABILITY OR INABILITY TO USE THE PRODUCTS, ACCESSORIES OR SOFTWARE TO THE FULL EXTENT THESE DAMAGES MAY BE DISCLAIMED BY LAW.

# Callpod Limited Warranty

---

**Some states and jurisdictions do not allow the limitation or exclusion of incidental or consequential damages, or limitations on the length of an implied warranty, so the above limitations or exclusions may not apply to you. This warranty may give you specific legal rights, and you may also have other rights that vary from state to state or from one jurisdiction to another.**

# Product Registration

---

Register products online at:

[www.callpod.com/product/registration](http://www.callpod.com/product/registration)

or by phone: 1-800-951-CPOD

Product registration is an important step towards enjoying your new Callpod® product. Registering helps us facilitate warranty service and permits us to contact you should your product require an update or other service. Registration is not required for warranty coverage. Your serial number can be found on the back cover of this manual.

Please retain your original dated sales receipt for your records. For warranty service of your product you will need to provide, at a minimum, a copy of your dated sales receipt with the specified product to confirm warranty status.

# Export Law Assurances

---

This product is controlled under the export regulations of the United States of America. The Government of the United States of America may restrict the exportation or re-exportation of this product to certain destinations. For further information contact the U.S. Department of Commerce and International Trade Commission.