


DATA SHEET

FortiSwitch™ Secure Access

Available in:



Appliance



Security, Performance, and Manageability

The FortiSwitch™ Secure Access Family delivers outstanding security, performance, and manageability. Secure, simple, and scalable, FortiSwitch is the right choice for threat-conscious businesses of all sizes.

Tightly integrated into the Fortinet Security Fabric via FortiLink, FortiSwitch can be managed directly from the familiar FortiGate interface. This single pane of glass management provides complete visibility and control of users and devices on the network regardless of how they connect. This makes the FortiSwitch ideal for SD-Branch deployments with applications that range from desktop to data center aggregation, enabling businesses to converge their security and network access.

Security Fabric Integration through FortiLink

FortiLink is an innovative proprietary management protocol that allows our FortiGate Next Generation Firewall to seamlessly manage any FortiSwitch. FortiLink enables the FortiSwitch to become a logical extension of the FortiGate, integrating it directly into the Fortinet Security Fabric. This management option reduces complexity and decreases management costs as network security and access layer functions are enabled and managed through a single console. FortiLink integration enables centralized policy management, including role-based access and control, making it easy to implement and manage. This control and manageability make FortiSwitch ideal for SD-Branch deployments.



Highlights

- Designed for installations from desktops to wiring closets
- Ideal for SD-Branch deployments
- Centralized security and access management from FortiGate interfaces with FortiLink
- Optimal for converged network environments; enabling voice, data, and wireless traffic to be delivered across a single network
- Supports non-FortiLink deployments through onboard GUI, API, or command line configuration
- Up to 48 ports in a compact 1 RU form factor
- Stackable up to 300 switches per FortiGate, depending on model
- Supports Wire-speed switching and Store and Forward forwarding mode

HIGHLIGHTS

Entry

100 Series

- Entry level switch
- 8-48 GE ports, PoE+ capable
- Desktop to wiring closet
- 2-4 GE SFP uplink ports
- 4× 10GE SFP+ uplink ports

Mid-Range

200 Series

- Mid-level switch
- 24-48 GE ports, PoE+ capable
- Typical wiring closet switch
- 4 GE SFP uplink ports

Premium

400 Series

- Enterprise switch
- 24-48 GE and Multi-Gig port options, PoE+ and UPOE options
- Larger wiring closet or high throughput requirements
- 4× 10 GE SFP+ uplink ports

Aggregation

500 Series

- Aggregation switch
- 24-48 GE ports, PoE+ capable
- Larger wiring closet or high throughput requirements
- 4× 10 GE SFP+ and 2× 40 GE QSFP uplink ports

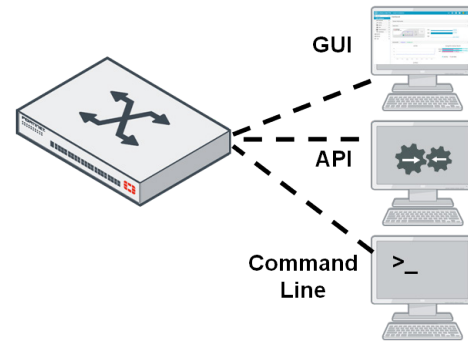
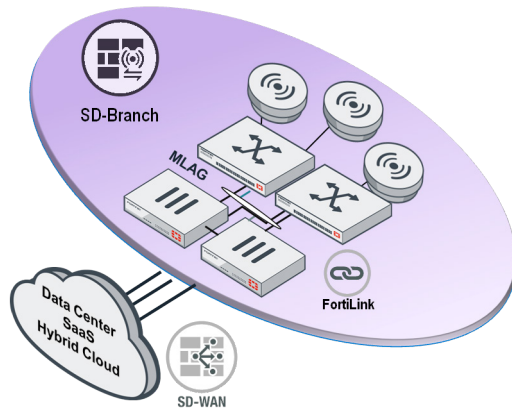
DEPLOYMENT

FortiLink

- FortiGate managed
- Security Fabric enabled
- Most common deployment model

Standalone

- Industry standard deployment model
- Common in non-FortiGate environments



Cloud Management for both deployment options available through FortiCloud



PRODUCT OFFERINGS

Model Numbers

FS-108E, FS-108E-POE, FS-108E-FPOE, FS-108F, FS-108F-POE, FS-108F-FPOE, FS-124E, FS-124E-POE, FS-124E-FPOE, FS-148E, FS-148E-POE, FS-124F, FS-124F-POE, FS-124F-FPOE, FS-148F, FS-148F-POE, FS-148F-FPOE, FS-224D-FPOE, FS-224E, FS-224E-POE, FS-248D, FS-248E-POE, FS-248E-FPOE, FS-424E-FIBER, FS-M426E-FPOE, FS-424E, FS-424E-POE, FS-424E-FPOE, FS-448E, FS-448E-POE, FS-448E-FPOE, FS-524-D, FS-524D-FPOE, FS-548D, FS-548D-FPOE

FEATURES

FORTISWITCH FORTILINK MODE (WITH FORTIGATE)	FORTISWITCH FORTILINK MODE (WITH FORTIGATE)
Management and Configuration	Security and Visibility
Auto Discovery of Multiple Switches	802.1X Authentication (Port-based, MAC-based, MAB)
8 to 300 Managed Switches depending on FortiGate model	Syslog Collection
FortiLink Stacking (Auto Inter-Switch Links)	DHCP Snooping
Software Upgrade of Switches	Device Detection
Centralized VLAN Configuration	MAC Black/White Listing (FortiGate)
Switch POE Control	Policy Control of Users and Devices (FortiGate)
Link Aggregation Configuration	Block Intra-VLAN Traffic
Spanning Tree	Network Device Detection
LLDP/MED	Host Quarantine on Switch Port
IGMP Snooping	Integrated FortiGate Network Access Control (NAC) function
L3 Routing and Services (FortiGate)	FortiGuard IoT identification
Policy-Based Routing (FortiGate)	FortiSwitch recommendations in Security Rating
Virtual Domain (FortiGate)	Switch Controller traffic collector
Automated detection and recommendations	UTM Features
Dynamic Port Profiles for FortiSwitch ports	Firewall (FortiGate)
Provision firmware upon authorization	IPC, AV, Application Control, Botnet (FortiGate)
High Availability	
Support FortiLink FortiGate in HA Cluster	
LAG support for FortiLink Connection	
Active-Active Split LAG from FortiGate to FortiSwitches for Advanced Redundancy	



FEATURES

FORTISWITCH
Layer 2
Jumbo Frames
Auto-negotiation for Port Speed and Duplex
MDI/MDIX Auto-crossover
IEEE 802.1D MAC Bridging/STP
IEEE 802.1w Rapid Spanning Tree Protocol (RSTP)
IEEE 802.1s Multiple Spanning Tree Protocol (MSTP)
STP Root Guard
STP BPDU Guard
Edge Port / Port Fast
IEEE 802.1Q VLAN Tagging
Private VLAN
IEEE 802.3ad Link Aggregation with LACP
Unicast/Multicast traffic balance over trunking port (dst-ip, dst-mac, src-dst-ip, src-dst-mac, src-ip, src-mac)
IEEE 802.1AX Link Aggregation
Spanning Tree Instances (MSTP/CST)
IEEE 802.3x Flow Control and Back-pressure
IEEE 802.3 10Base-T
IEEE 802.3u 100Base-TX
IEEE 802.3z 1000Base-SX/LX
IEEE 802.3ab 1000Base-T
IEEE 802.3ae 10 Gigabit Ethernet
IEEE 802.3az Energy Efficient Ethernet
IEEE 802.3bz Multi Gigabit Ethernet
IEEE 802.3 CSMA/CD Access Method and Physical Layer Specifications
Storm Control
MAC, IP, Ethertype-based VLANs
Virtual-Wire
Split Port (QSFP+ breakout to 4×10G SFP+ or 4×1G SFP)
Time-Domain Reflectometry (TDR) Support
LAG min/max bundle
Rapid PVST interoperation
Ingress Pause Metering
Loop Guard
Per-port storm control
Priority-based Flow Control (802.1Qbb)
IEEE 802.1ad QinQ
VLAN Mapping
IEEE 802.3ba, 802.3bj, and 802.3bm 40 and 100 Gigabit Ethernet
Auto topology
Services
IGMP proxy / querier
MLD Snooping
MLD proxy / querier
IGMP Snooping

FORTISWITCH
Layer 3
Static Routing (Hardware-based)
Dynamic Routing Protocols: OSPFv2, RIPv2, VRRP, BGP, ISIS *
Multicast Protocols: PIM-SSM *
ECMP
Bidirectional Forwarding Detection (BFD)
DHCP Relay
IP conflict detection and notification
DHCP server
Unicast Reverse Path Forwarding - uRPF
IPv6 route filtering
Filtering routemaps based on routing protocol
Security and Visibility
Port Mirroring
Admin Authentication Via RFC 2865 RADIUS
IEEE 802.1X Authentication Port-based
IEEE 802.1X Authentication MAC-based
IEEE 802.1X Guest and Fallback VLAN
IEEE 802.1X MAC Access Bypass (MAB)
IEEE 802.1X Dynamic VLAN Assignment
Radius CoA (Change of Authority)
Radius Accounting
MAC-IP Binding
sFlow
ACL
IEEE 802.1ab Link Layer Discovery Protocol (LLDP)
IEEE 802.1ab LLDP-MED
IEEE 802.1ae MAC Security (MAC Sec)
DHCP-Snooping
Dynamic ARP Inspection
Sticky MAC and MAC Limit
IEEE 802.1X open auth
IEEE 802.1X EAP pass-through
Flow Export (NetFlow and IPFIX)
ACL Multistage
ACL Multiple Ingress
ACL Schedule
IP source guard
IPv6 RA Guard
LLDP-MED ELIN support
Per-port and per-VLAN MAC learning limit
Assign VLANs via Radius attributes (RFC 4675)

*Requires 'Advanced Features' License.

Refer to the FortiSwitch Feature Matrix for details about the features supported by each FortiSwitch model.



FEATURES

FORTISWITCH
High Availability
Multi-Chassis Link Aggregation (MCLAG)
Quality of Service
IEEE 802.1p Based Priority Queuing
IP TOS/DSCP Based Priority Queuing
IEEE 1588 PTP (Transparent Clock)
Explicit Congestion Notification
Egress priority tagging
Percentage Rate Control
Management
IPv4 and IPv6 Management
Telnet / SSH
HTTP / HTTPS
SNMP v1/v2c/v3
SNTP
Standard CLI and Web GUI Interface
Software download/upload: TFTP/FTP/GUI
Managed from FortiGate
Support for HTTP REST APIs for Configuration and Monitoring
Dual Firmware Support
RMON Group 1
Packet Capture
SPAN, RSPAN, and ERSPAN
Link Monitor
POE Control Modes
System Temperature and Alert
Syslog UDP/TCP
Provide warning if L2 table is getting full
Display Average Bandwidth and Allow Sorting on Physical Port / Interface Traffic
System alias command
SNMP v3 traps

Refer to the FortiSwitch Feature Matrix for details about the features supported by each FortiSwitch model.



FEATURES

ALL FORTISWITCH MODELS

RFC and MIB Support*

BFD

- RFC 5880: Bidirectional Forwarding Detection (BFD)
- RFC 5881: Bidirectional Forwarding Detection (BFD) for IPv4 and IPv6 (Single Hop)
- RFC 5882: Generic Application of Bidirectional Forwarding Detection (BFD)

BGP

- RFC 1771: A Border Gateway Protocol 4 (BGP-4)
- RFC 1965: Autonomous System Confederations for BGP
- RFC 1997: BGP Communities Attribute
- RFC 2545: Use of BGP-4 Multiprotocol Extensions for IPv6 Inter-Domain Routing
- RFC 2796: BGP Route Reflection - An Alternative to Full Mesh IBGP
- RFC 2842: Capabilities Advertisement with BGP-4
- RFC 2858: Multiprotocol Extensions for BGP-4
- RFC 4271: BGP-4
- RFC 6286: Autonomous-System-Wide Unique BGP Identifier for BGP-4
- RFC 6608: Subcodes for BGP Finite State Machine Error
- RFC 6793: BGP Support for Four-Octet Autonomous System (AS) Number Space
- RFC 7606: Revised Error Handling for BGP UPDATE Messages
- RFC 7607: Codification of AS 0 Processing
- RFC 7705: Autonomous System Migration Mechanisms and Their Effects on the BGP AS_PATH Attribute
- RFC 8212: Default External BGP (EBGP) Route Propagation Behavior without Policies
- RFC 8654: Extended Message Support for BGP

DHCP

- RFC 2131: Dynamic Host Configuration Protocol
- RFC 3046: DHCP Relay Agent Information Option
- RFC 7513: Source Address Validation Improvement (SAVI) Solution for DHCP

IP/IPv4

- RFC 2697: A Single Rate Three Color Marker
- RFC 3168: The Addition of Explicit Congestion Notification (ECN) to IP
- RFC 5227: IPv4 Address Conflict Detection
- RFC 5517: Cisco Systems' Private VLANs: Scalable Security in a Multi-Client Environment
- RFC 7039: Source Address Validation Improvement (SAVI) Framework

IP Multicast

- RFC 2362: Protocol Independent Multicast-Sparse Mode (PIM-SM): Protocol Specification
- RFC 2710: Multicast Listener Discovery (MLD) for IPv6 (MLDv1)
- RFC 4541: Considerations for Internet Group Management Protocol (IGMP) and Multicast Listener Discovery (MLD) Snooping Switches
- RFC 4605: Internet Group Management Protocol (IGMP)/Multicast Listener Discovery (MLD)-Based Multicast Forwarding ("IGMP/MLD Proxying")
- RFC 4607: Source-Specific Multicast for IP

IPv6

- RFC 2464: Transmission of IPv6 Packets over Ethernet Networks: Transmission of IPv6 Packets over Ethernet Networks
- RFC 2474: Definition of the Differentiated Services Field (DS Field) in the and IPv6 Headers (DSCP)
- RFC 2893: Transition Mechanisms for IPv6 Hosts and Routers
- RFC 4213: Basic Transition Mechanisms for IPv6 Hosts and Router
- RFC 4291: IP Version 6 Addressing Architecture
- RFC 4443: Internet Control Message Protocol (ICMPv6) for the Internet Protocol Version 6 (IPv6) Specification
- RFC 4861: Neighbor Discovery for IP version 6 (IPv6)
- RFC 4862: IPv6 Stateless Address Auto configuration
- RFC 5095: Deprecation of Type 0 Routing Headers in IPv6
- RFC 6724: Default Address Selection for Internet Protocol version 6 (IPv6)
- RFC 7113: IPv6 RA Guard
- RFC 8200: Internet Protocol, Version 6 (IPv6) Specification
- RFC 8201: Path MTU Discovery for IP version 6

IS-IS

- RFC 1195: Use of OSI IS-IS for Routing in TCP/IP and Dual Environments
- RFC 5308: Routing IPv6 with IS-IS

MIB

- RFC 1213: MIB II parts that apply to FortiSwitch 100 units
- RFC 1354: IP Forwarding Table MIB
- RFC 1493: Bridge MIB
- RFC 1573: SNMP MIB II
- RFC 1643: Ethernet-like Interface MIB

* RFC and MIB supported by FortiSwitch Operating System. Check FortiSwitch Feature Matrix for model specific support.



FEATURES

ALL FORTISWITCH MODELS

RFC AND MIB Support*

MIB

RFC 1724: RIPv2-MIB
 RFC 1850: OSPF Version 2 Management Information Base
 RFC 2233: The Interfaces Group MIB using SMIv2
 RFC 2618: Radius-Auth-Client-MIB
 RFC 2620: Radius-Acc-Client-MIB
 RFC 2665: Definitions of Managed Objects for the Ethernet-like Interface Types
 RFC 2674: Definitions of Managed Objects for Bridges with Traffic Classes, Multicast Filtering and Virtual LAN extensions
 RFC 2787: Definitions of Managed Objects for the Virtual Router Redundancy Protocol
 RFC 2819: Remote Network Monitoring Management Information Base
 RFC 2863: The Interfaces Group MIB
 RFC 2932: IPv4 Multicast Routing MIB
 RFC 2934: Protocol Independent Multicast MIB for IPv4
 RFC 3289: Management Information Base for the Differentiated Services Architecture
 RFC 3433: Entity Sensor Management Information Base
 RFC 3621: Power Ethernet MIB
 RFC 6933: Entity MIB (Version 4)

OSPF

RFC 1583: OSPF version 2
 RFC 1765: OSPF Database Overflow
 RFC 2328: OSPF version 2
 RFC 2370: The OSPF Opaque LSA Option
 RFC 2740: OSPF for IPv6
 RFC 3101: The OSPF Not-So-Stubby Area (NSSA) Option
 RFC 3137: OSPF Stub Router Advertisement
 RFC 3623: OSPF Graceful Restart
 RFC 5340: OSPF for IPv6 (OSPFv3)
 RFC 5709: OSPFv2 HMAC-SHA Cryptographic Authentication
 RFC 6549: OSPFv2 Multi-Instance Extensions
 RFC 6845: OSPF Hybrid Broadcast and Point-to-Multipoint Interface Type
 RFC 6860: Hiding Transit-Only Networks in OSPF
 RFC 7474: Security Extension for OSPFv2 When Using Manual Key Management
 RFC 7503: OSPF for IPv6
 RFC 8042: CCITT Draft Recommendation T.4
 RFC 8362: OSPFv3 Link State Advertisement (LSA) Extensibility

OTHER

RFC 2030: SNTP
 RFC 3176: InMon Corporation's sFlow: A Method for Monitoring Traffic in Switched and Routed Networks
 RFC 3768: VRRP
 RFC 3954: Cisco Systems NetFlow Services Export Version 9
 RFC 5101: Specification of the IP Flow Information Export (IPFIX) Protocol for the Exchange of Flow Information
 RFC 5798: VRRPv3 (IPv4 and IPv6)

RADIUS

RFC 2865: Admin Authentication Using RADIUS
 RFC 2866: RADIUS Accounting
 RFC 4675: RADIUS Attributes for Virtual LAN and Priority Support
 RFC 5176: Dynamic Authorization Extensions to Remote Authentication Dial In User Service (RADIUS)

RIP

RFC 1058: Routing Information Protocol
 RFC 2080: RIPng for IPv6
 RFC 2082: RIP-2 MD5 Authentication
 RFC 2453: RIPv2
 RFC 4822: RIPv2 Cryptographic Authentication

SNMP

RFC 1157: SNMPv1/v2c
 RFC 2571: Architecture for Describing SNMP
 RFC 2572: SNMP Message Processing and Dispatching
 RFC 2573: SNMP Applications
 RFC 2576: Coexistence between SNMP versions

* RFC and MIB supported by FortiSwitch Operating System. Check FortiSwitch Feature Matrix for model specific support.



SPECIFICATIONS



	FORTISWITCH 108E	FORTISWITCH 108E-POE	FORTISWITCH 108E-FPOE
Hardware Specifications			
Total Network Interfaces	7x GE RJ45, 1x GE/PoE-PD RJ45, and 2x GE SFP	8x GE RJ45 and 2x GE SFP	8x GE RJ45 and 2x GE SFP
Dedicated Management 10/100 Port	0	0	0
RJ-45 Serial Console Port	1	1	1
Form Factor	Desktop	1 RU Rack Mount	1 RU Rack Mount
Power over Ethernet (PoE) Ports	0	4 (802.3af/at)	8 (802.3af/at)
PoE Power Budget	0	65 W	130 W
Mean Time Between Failures	> 10 years	> 10 years	> 10 years
System Specifications			
Switching Capacity (Duplex)	20 Gbps	20 Gbps	20 Gbps
Packets Per Second (Duplex)	30 Mpps	30 Mpps	30 Mpps
MAC Address Storage	8 K	8 K	8 K
Network Latency	4µs	4µs	4µs
VLANs Supported	4 K	4 K	4 K
Link Aggregation Group Size	8	8	8
Total Link Aggregation Groups	8	8	8
Packet Buffers	512 KB	512 KB	512 KB
DRAM	256 MB DDR3	256 MB DDR3	256 MB DDR3
FLASH	32 MB	32 MB	32 MB
ACL	640	640	640
Spanning Tree Instances	16	16	16
Dimensions			
Height x Depth x Width (inches)	1.5 x 6.3 x 8.7	1.7 x 8.2 x 13	1.7 x 8.2 x 13
Height x Depth x Width (mm)	38 x 160 x 220	44 x 209 x 330	44 x 209 x 330
Weight	2.2 lbs (1 kg)	4.3 lbs (1.95 kg)	4.5 lbs (2.04 kg)
Environment			
Power Required	100–240V AC, 50/60 Hz / PoE-PSE(af)	100–240V AC, 50/60 Hz	100–240V AC, 50/60 Hz
Power Supply	AC & PoE-PD Built in	AC Built in	AC Built in
Redundant Power	—	—	—
Power Consumption* (Average / Maximum)	5.54 W / 6.26 W	70.19 W / 71.10 W	135.19 W / 136.10 W
Heat Dissipation	18.9 BTU/h	17.7 BTU/h	17.7 BTU/h
Operating Temperature	32–113°F (0–45°C)	32–113°F (0–45°C)	32–113°F (0–45°C)
Storage Temperature	-40–158°F (-40–70°C)	-40–158°F (-40–70°C)	-40–158°F (-40–70°C)
Humidity	10–90% non-condensing	10–90% non-condensing	10–90% non-condensing
Air-Flow Direction	side-to-back	side-to-back	side-to-back
Certification and Compliance			
	FCC, CE, RCM, VCCI, BSMI, UL, CB, RoHS2		
Warranty			
Fortinet Warranty	Limited lifetime** warranty on all models		

* POE models power consumption is similar to non-POE model if POE is not in use

** Fortinet Warranty Policy: <http://www.fortinet.com/doc/legal/EULA.pdf>



FortiSwitch 108E



FortiSwitch 108E-POE



FortiSwitch 108E-FPOE



SPECIFICATIONS



	FORTISWITCH 108F	FORTISWITCH 108F-POE	FORTISWITCH 108F-FPOE
Hardware Specifications			
Total Network Interfaces	7x GE RJ45, 1x GE/PoE-PD RJ45, and 2x GE SFP	8x GE RJ45 and 2x GE SFP	8x GE RJ45 and 2x GE SFP
Dedicated Management 10/100 Port	0	0	0
RJ-45 Serial Console Port	1	1	1
Form Factor	Desktop	Desktop / 19" rack bracket	Desktop / 19" rack bracket
Power over Ethernet (PoE) Ports	0	8 (802.3af/at)	8 (802.3af/at)
PoE Power Budget	0	65 W	130 W
Mean Time Between Failures	> 10 years	> 10 years	> 10 years
System Specifications			
Switching Capacity (Duplex)	20 Gbps	20 Gbps	20 Gbps
Packets Per Second (Duplex)	30 Mpps	30 Mpps	30 Mpps
MAC Address Storage	8 K	8 K	8 K
Network Latency	4 μs	4 μs	4 μs
VLANs Supported	4 K	4 K	4 K
Link Aggregation Group Size	8	8	8
Total Link Aggregation Groups	8	8	8
Packet Buffers	512 KB	512 KB	512 KB
DRAM	256 MB DDR3	256 MB DDR3	256 MB DDR3
FLASH	32 MB	32 MB	32 MB
ACL	768	768	768
Spanning Tree Instances	16	16	16
Dimensions			
Height x Depth x Width (inches)	1.18 × 4.72 × 7.09	1.73 × 8.23 × 9.85	1.73 × 8.23 × 9.85
Height x Depth x Width (mm)	30 × 120 × 180	44 × 209 × 250	44 × 209 × 250
Weight	1.36 lbs (0.62 kg)	3.75 lbs (1.70 kg)	4.05 lbs (1.84 kg)
Environment			
Power Required	100–240V AC, 50/60 Hz / PoE-PSE(af)	100–240V AC, 50/60 Hz	100–240V AC, 50/60 Hz
Power Supply	12V/1A DC power adapter included, PoE-PD Built in	AC built in	AC built in
Redundant Power	No	No	No
Power Consumption	6.2 W	74.4 W	139.2 W
Heat Dissipation	21.142 BTU/h	34.12 BTU/h	34.56 BTU/h
Operating Temperature	32–113°F (0–45°C)	32–113°F (0–45°C)	32–113°F (0–45°C)
Storage Temperature	-49–158°F (-40–70°C)	-40–158°F (-40–70°C)	-40–158°F (-40–70°C)
Humidity	5–95% non-condensing	5–95% non-condensing	5–95% non-condensing
Air-Flow Direction	side-to-back	side-to-back	side-to-back
Certification and Compliance			
FCC, CE, RCM, VCCI, BSMI, UL, CB, RoHS2			
Warranty			
Fortinet Warranty Limited lifetime* warranty on all models			

* Fortinet Warranty Policy: <http://www.fortinet.com/doc/legal/EULA.pdf>



FortiSwitch 108F



FortiSwitch 108F-FPOE



FortiSwitch 108F-POE



SPECIFICATIONS



	FORTISWITCH 124E	FORTISWITCH 124E-POE	FORTISWITCH 124E-FPOE
Hardware Specifications			
Total Network Interfaces	24x GE RJ45 and 4x GE SFP	24x GE RJ45 and 4x GE SFP	24x GE RJ45 and 4x GE SFP
Dedicated Management 10/100 Port	0	0	0
RJ-45 Serial Console Port	1	1	1
Form Factor	1 RU Rack Mount	1 RU Rack Mount	1 RU Rack Mount
Power over Ethernet (PoE) Ports	0	12 (802.3af/at)	24 (802.3af/at)
PoE Power Budget	0	185 W	370 W
Mean Time Between Failures	> 10 years	> 10 years	> 10 years
System Specifications			
Switching Capacity (Duplex)	56 Gbps	56 Gbps	56 Gbps
Packets Per Second (Duplex)	83 Mpps	83 Mpps	83 Mpps
MAC Address Storage	8 K	8 K	8 K
Network Latency	4µs	4µs	4µs
VLANs Supported	4 K	4 K	4 K
Link Aggregation Group Size	8	8	8
Total Link Aggregation Groups	8	8	8
Packet Buffers	512 KB	512 KB	512 KB
DRAM	256 MB DDR3	256 MB DDR3	256 MB DDR3
FLASH	32 MB	32 MB	32 MB
ACL	640	640	640
Spanning Tree Instances	16	16	16
Dimensions			
Height x Depth x Width (inches)	1.7 x 8.2 x 13	1.7 x 12.2 x 17.3	1.7 x 12.2 x 17.3
Height x Depth x Width (mm)	44 x 209 x 330	44 x 309 x 440	44 x 309 x 440
Weight	4.7 lbs (2.13 kg)	11.1 lbs (5.03 kg)	11.2 lbs (5.03 kg)
Environment			
Power Required	100-240V AC, 50/60 Hz	100-240V AC, 50/60 Hz	100-240V AC, 50/60 Hz
Power Supply	AC Built in	AC Built in	AC Built in
Redundant Power	—	—	—
Power Consumption* (Average / Maximum)	15.83 W / 17.79 W	202.78 W / 205.45 W	387.78 W / 390.45 W
Heat Dissipation	54 BTU/h	60.67 BTU/h	60.67 BTU/h
Operating Temperature	32-113°F (0-45°C)	32-113°F (0-45°C)	32-113°F (0-45°C)
Storage Temperature	-40-158°F (-40-70°C)	-40-158°F (-40-70°C)	-40-158°F (-40-70°C)
Humidity	10-90% non-condensing	10-90% non-condensing	10-90% non-condensing
Air-Flow Direction	side-to-back	side-to-back	side-to-back
Certification and Compliance			
	FCC, CE, RCM, VCCI, BSMI, UL, CB, RoHS2		
Warranty			
Fortinet Warranty	Limited lifetime** warranty on all models		

* POE models power consumption is similar to non-POE model if POE is not in use

** Fortinet Warranty Policy: <http://www.fortinet.com/doc/legal/EULA.pdf>



FortiSwitch 124E



FortiSwitch 124E-FPOE



FortiSwitch 124E-POE



SPECIFICATIONS



	FORTISWITCH 148E	FORTISWITCH 148E-POE
Hardware Specifications		
Total Network Interfaces	48x GE RJ45 and 4x GE SFP	48x GE RJ45 and 4x GE SFP
Dedicated Management 10/100 Port	0	0
RJ-45 Serial Console Port	1	1
Form Factor	1 RU Rack Mount	1 RU Rack Mount
Power over Ethernet (PoE) Ports	0	24 (802.3af/at)
PoE Power Budget	0	370 W
Mean Time Between Failures	> 10 years	> 10 years
System Specifications		
Switching Capacity (Duplex)	104 Gbps	104 Gbps
Packets Per Second (Duplex)	155 Mpps	155 Mpps
MAC Address Storage	16 K	16 K
Network Latency	3860 ns	3860 ns
VLANs Supported	4 K	4 K
Link Aggregation Group Size	8	8
Total Link Aggregation Groups	16	16
Packet Buffers	1.5 MB	1.5 MB
DRAM	256 MB DDR3	256 MB DDR3
FLASH	64 MB	64 MB
ACL	640	640
Spanning Tree Instances	16	16
Dimensions		
Height x Depth x Width (inches)	1.73 × 12.2 × 17.3	1.73 × 13.7 × 17.3
Height x Depth x Width (mm)	44 × 309 × 440	44 × 348 × 440
Weight	8.6 lbs (3.9 kg)	11.5 lbs (5.2 kg)
Environment		
Power Required	100–240V AC, 50/60 Hz	100–240V AC, 50/60 Hz
Power Supply	AC Built in	AC Built in
Redundant Power	No	No
Power Consumption* (Average / Maximum)	19.804 W / 22.137 W	389.742 W / 393.109 W
Heat Dissipation	67.574 BTU/h	78.82 BTU/h
Operating Temperature	32–113°F (0–45°C)	32–113°F (0–45°C)
Storage Temperature	-4–158°F (-20–70°C)	-4–158°F (-20–70°C)
Humidity	10–90% non-condensing	10–90% non-condensing
Air-Flow Direction	side-to-back	side-to-back
Certification and Compliance		
	FCC, CE, RCM, VCCI, BSMI, UL, CB, RoHS2	
Warranty		
Fortinet Warranty	Limited lifetime** warranty on all models	

* POE models power consumption is similar to non-POE model if POE is not in use

** Fortinet Warranty Policy: <http://www.fortinet.com/doc/legal/EULA.pdf>



FortiSwitch 148E



FortiSwitch 148E-POE



SPECIFICATIONS



	FORTISWITCH 124F	FORTISWITCH 124F-POE	FORTISWITCH 124F-FPOE
Hardware Specifications			
Total Network Interfaces	24x GE RJ45 and 4x 10GE SFP+	24x GE RJ45 and 4x 10GE SFP+	24x GE RJ45 and 4x 10GE SFP+
Dedicated Management 10/100 Port	0	0	0
RJ-45 Serial Console Port	1	1	1
Form Factor	1 RU Rack Mount	1 RU Rack Mount	1 RU Rack Mount
Power over Ethernet (PoE) Ports	0	12 (802.3af/at)	24 (802.3af/at)
PoE Power Budget	0	185 W	370 W
Mean Time Between Failures	> 10 years	> 10 years	> 10 years
System Specifications			
Switching Capacity (Duplex)	128 Gbps	128 Gbps	128 Gbps
Packets Per Second (Duplex)	190 Mpps	190 Mpps	190 Mpps
MAC Address Storage	32 K	32 K	32 K
Network Latency	< 1µs	< 1µs	< 1µs
VLANs Supported	4 K	4 K	4 K
Link Aggregation Group Size	8	8	8
Total Link Aggregation Groups	16	16	16
Packet Buffers	2 MB	2 MB	2 MB
DRAM	512 MB DDR3	512 MB DDR3	512 MB DDR3
FLASH	64 MB	64 MB	64 MB
ACL	768	768	768
Spanning Tree Instances	16	16	16
Dimensions			
Height x Depth x Width (inches)	1.73 × 9.06 × 12.99	1.73 × 10.24 × 17.32	1.73 × 10.24 × 17.32
Height x Depth x Width (mm)	44 × 230 × 330	44 × 260 × 440	44 × 260 × 440
Weight	4.48 lbs (2.03 kg)	7.85 lbs (3.56 kg)	8.42 lbs (3.82 kg)
Environment			
Power Required	100–240V AC, 50–60 Hz	100–240V AC, 50–60 Hz	100–240V AC, 50–60 Hz
Power Supply	AC built in	AC built in	AC built in
Redundant Power	No	No	No
Power Consumption* (Average / Maximum)	24.8 W / 26.3 W	235.9 W / 237.4 W	449.8 W / 451.3 W
Heat Dissipation	89.683 BTU/h	102.982 BTU/h	118.327 BTU/h
Operating Temperature	32–113°F (0–45°C)	32–113°F (0–45°C)	32–113°F (0–45°C)
Storage Temperature	-4–158°F (-20–70°C)	-4–158°F (-20–70°C)	-4–158°F (-20–70°C)
Humidity	10–90% non-condensing	10–90% non-condensing	10–90% non-condensing
Air-Flow Direction	side-to-back	side-to-back	side-to-back
Certification and Compliance			
FCC, CE, RCM, VCCI, BSMI, UL, CB, RoHS2			
Warranty			
Fortinet Warranty	Limited lifetime** warranty on all models		

* POE models power consumption is similar to non-POE model if POE is not in use

** Fortinet Warranty Policy: <http://www.fortinet.com/doc/legal/EULA.pdf>



FortiSwitch 124F



FortiSwitch 124F-FPOE



FortiSwitch 124F-POE



SPECIFICATIONS

	FORTISWITCH 148F	FORTISWITCH 148F-POE	FORTISWITCH 148F-FPOE
Hardware Specifications			
Total Network Interfaces	48x GE RJ45 and 4x 10GE SFP+	48x GE RJ45 and 4x 10GE SFP+	48x GE RJ45 and 4x 10GE SFP+
Dedicated Management 10/100 Port	0	0	0
RJ-45 Serial Console Port	1	1	1
Form Factor	1 RU Rack Mount	1 RU Rack Mount	1 RU Rack Mount
Power over Ethernet (PoE) Ports	0	24 (802.3af/at)	48 (802.3af/at)
PoE Power Budget	0	370 W	740 W
Mean Time Between Failures	> 10 years	> 10 years	> 10 years
System Specifications			
Switching Capacity (Duplex)	176 Gbps	176 Gbps	176 Gbps
Packets Per Second (Duplex)	260 Mpps	260 Mpps	260 Mpps
MAC Address Storage	32 K	32 K	32 K
Network Latency	< 1μs	< 1μs	< 1μs
VLANs Supported	4 K	4 K	4 K
Link Aggregation Group Size	8	8	8
Total Link Aggregation Groups	16	16	16
Packet Buffers	2 MB	2 MB	2 MB
DRAM	512 MB DDR3	512 MB DDR3	512 MB DDR3
FLASH	64 MB	64 MB	64 MB
ACL	768	768	768
Spanning Tree Instances	16	16	16
Dimensions			
Height x Depth x Width (inches)	1.73 × 10.24 × 17.32	1.73 × 12.20 × 17.32	1.73 × 12.20 × 17.32
Height x Depth x Width (mm)	44 × 260 × 440	44 × 310 × 440	44 × 310 × 440
Weight	7.63 lbs (3.46 kg)	10.32 lbs (4.68 kg)	10.32 lbs (4.68 kg)
Environment			
Power Required	100–240V AC, 50–60 Hz	100–240V AC, 50–60 Hz	100–240V AC, 50–60 Hz
Power Supply	AC built in	AC built in	AC built in
Redundant Power	No	No	No
Power Consumption* (Average / Maximum)	55.8 W / 57 W	474.8 W / 476.3 W	893.5 W / 895.7 W
Heat Dissipation	194.37 BTU/h	195.73 BTU/h	198.46 BTU/h
Operating Temperature	32–113°F (0–45°C)	32–113°F (0–45°C)	32–113°F (0–45°C)
Storage Temperature	-4–158°F (-20–70°C)	-4–158°F (-20–70°C)	-4–158°F (-20–70°C)
Humidity	10–90% non-condensing	10–90% non-condensing	10–90% non-condensing
Air-Flow Direction	side-to-back	side-to-back	side-to-back
Certification and Compliance			
FCC, CE, RCM, VCCI, BSMI, UL, CB, RoHS2			
Warranty			
Fortinet Warranty		Limited lifetime** warranty on all models	

* POE models power consumption is similar to non-POE model if POE is not in use

** Fortinet Warranty Policy: <http://www.fortinet.com/doc/legal/EULA.pdf>



FortiSwitch 148F



FortiSwitch 148F-FPOE



FortiSwitch 148F-POE



SPECIFICATIONS



	FORTISWITCH 224D-FPOE	FORTISWITCH 224E	FORTISWITCH 224E-POE
Hardware Specifications			
Total Network Interfaces	24x GE RJ45 ports and 4x GE SFP ports	24x GE RJ45 ports and 4x GE SFP ports	24x GE RJ45 ports and 4x GE SFP ports
Dedicated Management 10/100 Port	1	1	1
RJ-45 Serial Console Port	1	1	1
Form Factor	1 RU Rack Mount	1 RU Rack Mount	1 RU Rack Mount
Power over Ethernet (PoE) Ports	24 (802.3af/802.3at)	NA	12 (802.3af/802.3at)
PoE Power Budget	370 W	NA	180 W
Mean Time Between Failures	> 10 years	> 10 years	> 10 years
System Specifications			
Switching Capacity (Duplex)	56 Gbps	56 Gbps	56 Gbps
Packets Per Second (Duplex)	83 Mpps	83 Mpps	83 Mpps
MAC Address Storage	16 K	16 K	16 K
Network Latency	< 1µs	< 1µs	< 1µs
VLANs Supported	4 K	4 K	4 K
Link Aggregation Group Size	8	8	8
Total Link Aggregation Groups	Up to number of ports	Up to number of ports	Up to number of ports
Packet Buffers	1.5 MB	1.5 MB	1.5 MB
DRAM	512 MB DDR3	512 MB DDR3	512 MB DDR3
FLASH	128 MB	128 MB	128 MB
ACL	512	512	512
Spanning Tree Instances	16	16	16
Route Entries	64	64	64
Host Entries	1k	1k	1k
Dimensions			
Height x Depth x Width (inches)	1.73 × 12.2 × 17.5	1.73 × 9 × 12.99	1.73 × 9 × 12.99
Height x Depth x Width (mm)	44 × 310 × 440	44 × 230 × 330	44 × 230 × 330
Weight	10.64 lbs (4.83 kg)	4.78 lbs (2.17 kg)	5.37 lbs (2.44 kg)
Environment			
Power Required	100–240V AC, 50/60 Hz	100–240V AC, 50/60 Hz	100–240V AC, 50/60 Hz
Power Supply	AC built in	AC built in	AC built in
Redundant Power	Optional FRPS-740	Redundant AC	Optional FRPS-740
Power Consumption* (Average / Maximum)	380 W / 397 W	17.2 W / 17.3 W	220.18 W / 223.57 W
Heat Dissipation	85 BTU/h	59.095 BTU/h	74.29554 BTU/h
Operating Temperature	32–122°F (0–50°C)	32–122°F (0–50°C)	32–122°F (0–50°C)
Storage Temperature	-4–158°F (-20–70°C)	-4–158°F (-20–70°C)	-4–158°F (-20–70°C)
Humidity	10–90% non-condensing	10–90% non-condensing	10–90% non-condensing
Air-Flow Direction	side-to-back	side-to-back	side-to-back

FCC, CE, RCM, VCCI, BSMI, UL, CB, RoHS2

Warranty

Fortinet Warranty

Limited lifetime** warranty on all models

* POE models power consumption is similar to non-POE model if POE is not in use

** Fortinet Warranty Policy: <http://www.fortinet.com/doc/legal/EULA.pdf>



FortiSwitch 224D-FPOE



FortiSwitch 224E-POE



FortiSwitch 224E



SPECIFICATIONS

	FORTISWITCH 248D	FORTISWITCH 248E-POE	FORTISWITCH 248E-FPOE
Hardware Specifications			
Total Network Interfaces	48x GE RJ45 ports and 4x GE SFP ports	48x GE RJ45 ports and 4x GE SFP ports	48x GE RJ45 ports and 4x GE SFP ports
Dedicated Management 10/100 Port	1	1	1
RJ-45 Serial Console Port	1	1	1
Form Factor	1 RU Rack Mount	1 RU Rack Mount	1 RU Rack Mount
Power over Ethernet (PoE) Ports	—	24 (802.3af/802.3at)	48 (802.3af/802.3at)
PoE Power Budget	N/A	370 W	740 W
Mean Time Between Failures	> 10 years	> 10 years	> 10 years
System Specifications			
Switching Capacity (Duplex)	104 Gbps	104 Gbps	104 Gbps
Packets Per Second (Duplex)	155 Mpps	155 Mpps	155 Mpps
MAC Address Storage	16 K	16 K	16 K
Network Latency	< 1µs	< 1µs	< 1µs
VLANs Supported	4 K	4 K	4 K
Link Aggregation Group Size	8	8	8
Total Link Aggregation Groups	Up to number of ports	Up to number of ports	Up to number of ports
Packet Buffers	1.5 MB	1.5 MB	1.5 MB
DRAM	512 MB DDR3	512 MB DDR3	512 MB DDR3
FLASH	128 MB	128 MB	128 MB
ACL	512	512	512
Spanning Tree Instances	16	16	16
Route Entries	64	64	64
Host Entries	1k	1k	1k
Dimensions			
Height x Depth x Width (inches)	1.73 × 9.68 × 17.3	1.73 × 16.1 × 17.3	1.73 × 16.1 × 17.3
Height x Depth x Width (mm)	44 × 246 × 440	44 × 410 × 440	44 × 410 × 440
Weight	7.81 lbs (3.54 kg)	12.12 lbs (5.5 kg)	13.44 lbs (6.1 kg)
Environment			
Power Required	100–240V AC, 50/60 Hz	100–240V AC, 50/60 Hz	100–240V AC, 50/60 Hz
Power Supply	AC built in	AC built in	AC built in
Redundant Power	—	Optional FRPS-740	Optional FRPS-740
Power Consumption* (Average / Maximum)	38.66 W / 3919 W	457.46 W / 466.47 W	842 W / 855.02 W
Heat Dissipation	134 BTU/h	17714268 BTU/h	162.87865 BTU/h
Operating Temperature	32–122°F (0–50°C)	32–122°F (0–50°C)	32–122°F (0–50°C)
Storage Temperature	-4–158°F (-20–70°C)	-4–158°F (-20–70°C)	-4–158°F (-20–70°C)
Humidity	10–90% non-condensing	10–90% non-condensing	10–90% non-condensing
Air-Flow Direction	side-to-back	side-to-back	side-to-back
Certification and Compliance			
FCC, CE, RCM, VCCI, BSMI, UL, CB, RoHS2			
Warranty			
Fortinet Warranty Limited lifetime** warranty on all models			

* POE models power consumption is similar to non-POE model if POE is not in use

** Fortinet Warranty Policy: <http://www.fortinet.com/doc/legal/EULA.pdf>



FortiSwitch 248D



FortiSwitch 248E-FPOE



FortiSwitch 248E-POE



SPECIFICATIONS



	FORTISWITCH-424E-FIBER	FORTISWITCH-M426E-FPOE
Hardware Specifications		
Total Network Interfaces	24x GE SFP and 4x 10GE SFP+ ports Note: SFP+ ports are compatible with 1 GE SFP	16x GE RJ45, 8x 2.5 GE RJ45 ports, 2x 5 GE RJ45, and 4x 10 GE SFP+ ports Note: SFP+ ports are compatible with 1 GE SFP
Dedicated Management 10/100 Port	1	1
RJ-45 Serial Console Port	1	1
Form Factor	1 RU Rack Mount	1 RU Rack Mount
Power over Ethernet (PoE) Ports	N/A	24 (16x 802.3af/at, 8x 802.3af/at/bt Type 3)
PoE Power Budget	N/A	420 W
Mean Time Between Failures	> 10 years	> 10 years
System Specifications		
Switching Capacity (Duplex)	128 Gbps	172 Gbps
Packets Per Second (Duplex)	204 Mpps	255 Mpps
MAC Address Storage	32 K	16 K
Network Latency	< 1µs	< 1µs
VLANs Supported	4 K	4 K
Link Aggregation Group Size	8	8
Total Link Aggregation Groups	Up to number of ports	Up to number of ports
Packet Buffers	4 MB	2 MB
DRAM	1 GB DDR4	1 GB DDR4
FLASH	256 MB	256 MB
ACL	1.5k	1k
Spanning Tree Instances	16	16
Route Entries	16k	1k
Host Entries	16k	2k
Dimensions		
Height x Depth x Width (inches)	1.75 x 7.87 x 17.3	1.73 x 16.14 x 17.3
Height x Depth x Width (mm)	44 x 200 x 440	44 x 410 x 440
Weight	5.62 lbs (2.55 kg)	13.00 lbs (5.9 kg)
Environment		
Power Required	100–240V AC, 50/60 Hz	100–240V AC, 50/60 Hz
Power Supply	AC built in	AC built in
Redundant Power	Redundant AC	Redundant AC
Power Consumption* (Average / Maximum)	36 W / 38 W	441 W / 442 W
Heat Dissipation	132.5 BTU/h	132.734 BTU/h
Operating Temperature	32–113°F (0–45°C)	32–122°F (0–50°C)
Storage Temperature	-4–158°F (-20–70°C)	-4–158°F (-20–70°C)
Humidity	5–95% non-condensing	5–95% non-condensing
Air-Flow Direction	side-to-back	side-to-back
Certification and Compliance		
	FCC, CE, RCM, VCCI, BSMI, UL, CB, RoHS2	
Warranty		
Fortinet Warranty	Limited lifetime** warranty on all models	

* POE models power consumption is similar to non-POE model if POE is not in use
 ** Fortinet Warranty Policy: <http://www.fortinet.com/doc/legal/EULA.pdf>



FortiSwitch 424E-Fiber



FortiSwitch M426E-FPOE



SPECIFICATIONS

	FORTISWITCH 424E	FORTISWITCH 424E-POE	FORTISWITCH 424E-FPOE
Hardware Specifications			
Total Network Interfaces	24x GE RJ45 and 4x10 GE SFP+ ports Note: SFP+ ports are compatible with 1 GE SFP	24x GE RJ45 and 4x10 GE SFP+ ports Note: SFP+ ports are compatible with 1 GE SFP	24x GE RJ45 and 4x10 GE SFP+ ports Note: SFP+ ports are compatible with 1 GE SFP
Dedicated Management 10/100 Port	1	1	1
RJ-45 Serial Console Port	1	1	1
Form Factor	1 RU Rack Mount	1 RU Rack Mount	1 RU Rack Mount
Power over Ethernet (PoE) Ports	—	24 (802.3af/at)	24 (802.3af/at)
PoE Power Budget	N/A	250 W	421 W
Mean Time Between Failures	> 10 years	> 10 years	> 10 years
System Specifications			
Switching Capacity (Duplex)	128 Gbps	128 Gbps	128 Gbps
Packets Per Second (Duplex)	204 Mpps	204 Mpps	204 Mpps
MAC Address Storage	16 K	16 K	16 K
Network Latency	< 1µs	< 1µs	< 1µs
VLANs Supported	4 K	4 K	4 K
Link Aggregation Group Size	8	8	8
Total Link Aggregation Groups	Up to number of ports	Up to number of ports	Up to number of ports
Packet Buffers	2 MB	2 MB	2 MB
DRAM	1 GB DDR4	1 GB DDR4	1 GB DDR4
FLASH	256 MB	256 MB	256 MB
ACL	1k	1k	1k
Spanning Tree Instances	16	16	16
Route Entries	1k	1k	1k
Host Entries	2k	2k	2k
Dimensions			
Height x Depth x Width (inches)	1.75 × 10.23 × 17.3	1.75 × 16.14 × 17.3	1.75 × 16.14 × 17.3
Height x Depth x Width (mm)	44 × 260 × 440	44 × 410 × 440	44 × 410 × 440
Weight	6.83 lbs (3.1 kg)	11.57 lbs (5.25 kg)	12.72 lbs (5.77 kg)
Environment			
Power Required	100–240V AC, 50/60 Hz	100–240V AC, 50/60 Hz	100–240V AC, 50/60 Hz
Power Supply	AC built in	AC built in	AC built in
Redundant Power	Redundant AC	Redundant AC	Redundant AC
Power Consumption* (Average / Maximum)	22.3 W / 23.6 W	281.3 W / 283.5 W	431.2 W / 433.7 W
Heat Dissipation	76.04 BTU/h	102.64 BTU/h	117.2 BTU/h
Operating Temperature	32–113°F (0–45°C)	32–113°F (0–45°C)	32–122°F (0–45°C)
Storage Temperature	-40–158°F (-40–70°C)	-4–158°F (-40–70°C)	-40–158°F (-40–70°C)
Humidity	5–95% non-condensing	5–95% non-condensing	5–95% non-condensing
Air-Flow Direction	side-to-back	side-to-back	side-to-back
Certification and Compliance			
	FCC, CE, RCM, VCCI, BSMI, UL, CB, RoHS2		
Warranty			
Fortinet Warranty	Limited lifetime** warranty on all models		

* POE models power consumption is similar to non-POE model if POE is not in use

** Fortinet Warranty Policy: <http://www.fortinet.com/doc/legal/EULA.pdf>



SPECIFICATIONS



	FORTISWITCH 448E	FORTISWITCH 448E-POE	FORTISWITCH 448E-FPOE
Hardware Specifications			
Total Network Interfaces	48x GE RJ45 and 4x 10GE SFP+ ports Note: SFP+ ports are compatible with 1 GE SFP	48x GE RJ45 and 4x 10GE SFP+ ports Note: SFP+ ports are compatible with 1 GE SFP	48x GE RJ45 and 4x 10GE SFP+ ports Note: SFP+ ports are compatible with 1 GE SFP
Dedicated Management 10/100 Port	1	1	1
RJ-45 Serial Console Port	1	1	1
Form Factor	1 RU Rack Mount	1 RU Rack Mount	1 RU Rack Mount
Power over Ethernet (PoE) Ports	—	48 (802.3af/at)	48 (802.3af/at)
PoE Power Budget	—	421 W	772 W
Mean Time Between Failures	> 10 years	> 10 years	> 10 years
System Specifications			
Switching Capacity (Duplex)	176 Gbps	176 Gbps	176 Gbps
Packets Per Second (Duplex)	262 Mpps	262 Mpps	262 Mpps
MAC Address Storage	32 K	32 K	32 K
Network Latency	<1µs	<1µs	<1µs
VLANs Supported	4 K	4 K	4 K
Link Aggregation Group Size	8	8	8
Total Link Aggregation Groups	Up to number of ports	Up to number of ports	Up to number of ports
Packet Buffers	2 MB	2 MB	2 MB
DRAM	1GB DDR4	1GB DDR4	1GB DDR4
FLASH	256 MB	256 MB	256 MB
ACL	1.5k	1.5k	1.5k
Spanning Tree Instances	16	16	16
Route Entries	16k	16k	16k
Host Entries	16k	16k	16k
Dimensions			
Height x Depth x Width (inches)	1.75 x 12.2 x 17.3	1.73 x 16.1 x 17.3	1.73 x 16.1 x 17.3
Height x Depth x Width (mm)	44 x 310 x 440	44 x 410 x 440	44 x 410 x 440
Weight	9.17 lbs (4.16 kg)	13.8 lbs (6.26 kg)	14.04 lbs (6.37 kg)
Environment			
Power Required	100–240V AC, 50/60 Hz	100–240V AC, 50/60 Hz	100–240V AC, 50/60 Hz
Power Supply	AC built in	AC built in	AC built in
Redundant Power	Redundant AC	Redundant AC	Redundant AC
Power Consumption* (Average / Maximum)	46.5 W / 47.81 W	440.12 W / 442.234 W	921.4 W / 923.6 W
Heat Dissipation	163.032 BTU/h	163.066 BTU/h	163.1 BTU/h
Operating Temperature	32–122°F (0–50°C)	32–122°F (0–50°C)	32–122°F (0–50°C)
Storage Temperature	-4–158°F (-20–70°C)	-4–158°F (-20–70°C)	-4–158°F (-20–70°C)
Humidity	10–90% non condensing	10–90% non condensing	10–90% non condensing
Air-Flow Direction	side-to-back	side-to-back	side-to-back
Certification and Compliance			
	FCC, CE, RCM, VCCI, BSMI, UL, CB, RoHS2		
Warranty			
Fortinet Warranty	Limited lifetime** warranty on all models		

* POE models power consumption is similar to non-POE model if POE is not in use

** Fortinet Warranty Policy: <http://www.fortinet.com/doc/legal/EULA.pdf>



FortiSwitch 448E



FortiSwitch 448E-FPOE



FortiSwitch 448E-POE



SPECIFICATIONS

	FORTISWITCH 524D	FORTISWITCH 524D-FPOE	FORTISWITCH 548D	FORTISWITCH 548D-FPOE
Hardware Specifications				
Total Network Interfaces	24 GE/RJ45 ports, 4× 10 GE SFP+ ports and 2× 40 GE QSFP Note: SFP+ ports are compatible with 1G SFP	24 GE/RJ45 ports, 4× 10 GE SFP+ ports and 2× 40 GE QSFP Note: SFP+ ports are compatible with 1G SFP	48x GE/RJ45 ports, 4× 10 GE SFP+ ports and 2× 40 GE QSFP Note: SFP+ ports are compatible with 1G SFP	48x GE/RJ45 ports, 4× 10 GE SFP+ ports and 2× 40 GE QSFP Note: SFP+ ports are compatible with 1G SFP
Dedicated Management 10/100/1000 Ports	1	1	1	1
RJ-45 Serial Console Port	1	1	1	1
Form Factor	1 RU Rack Mount	1 RU Rack Mount	1 RU Rack Mount	1 RU Rack Mount
Power over Ethernet (PoE) Ports	N/A	24 (802.3af/at)	N/A	48 (802.3af/at)
PoE Power Budget	N/A	400 W	N/A	750 W
Mean Time Between Failures	> 10 years	> 10 years	> 10 years	> 10 years
System Specifications				
Switching Capacity (Duplex)	288 Gbps	288 Gbps	336 Gbps	336 Gbps
Packets Per Second (Duplex)	428 Mpps	428 Mpps	512 Mpps	512 Mpps
MAC Address Storage	96 K	96 K	96 K	96 K
Network Latency	< 2µs	< 2µs	< 2µs	< 2µs
VLANs Supported	4 K	4 K	4 K	4 K
Link Aggregation Group Size	24	24	48	48
Total Link Aggregation Groups	Up to number of ports	Up to number of ports	Up to number of ports	Up to number of ports
Packet Buffers	4 MB	4 MB	4 MB	4 MB
DRAM	2 GB DDR3	2 GB DDR3	2 GB DDR3	2 GB DDR3
FLASH	128 MB	128 MB	128 MB	128 MB
ACL	1k	1k	1k	1k
Spanning Tree Instances	32	32	32	32
Route Entries	16k	16k	16k	16k
Host Entries	24k	24k	24k	24k
Dimensions				
Height x Depth x Width (inches)	1.75 × 13.8 × 17.3	1.75 × 13.8 × 17.3	1.75 × 13.8 × 17.3	1.75 × 13.8 × 17.3
Height x Depth x Width (mm)	44 × 350 × 439	44 × 350 × 439	44 × 350 × 439	44 × 350 × 439
Weight	13.6 lbs (6.2 kg)	15.74 lbs (7.14 kg)	14.1 lbs (6.4 kg)	15.74 lbs (7.14 kg)
Environment				
Power Required	100–240V AC, 50/60 Hz	100–240V AC, 50/60 Hz	100–240V AC, 50/60 Hz	100–240V AC, 50/60 Hz
Power Supply	150 W AC PSU*	600 W AC PSU*	150 W AC PSU*	920 W AC PSU*
Redundant Power	Optional FS-PSU-150* (for 150 W backup only)	Optional FS-PSU-600* (for 600 W for additional PoE)	Optional FS-PSU-150* (for 150 W backup only)	Optional FS-PSU-920* (for 900 W for additional PoE)
Power Consumption** (Average / Maximum)	73 W / 75 W	570 W / 579 W (full PoE load)	74 W / 77 W	925 W / 961 W (full PoE load)
Heat Dissipation	247 BTU/h	296 BTU/h (full PoE loading)	252 BTU/h	318 BTU/h (full PoE loading)
Operating Temperature	32–113°F (0–45°C)	32–113°F (0–45°C)	32–113°F (0–45°C)	32–113°F (0–45°C)
Storage Temperature	-40–158°F (-40–70°C)	-40–158°F (-40–70°C)	-40–158°F (-40–70°C)	-40–158°F (-40–70°C)
Humidity	5–95% non-condensing	5–95% non-condensing	5–95% non-condensing	5–95% non-condensing
Air-Flow Direction	front-to-back	front-to-back	front-to-back	front-to-back
Certification and Compliance				
	FCC, CE, RCM, VCCI, BSMI, UL, CB, RoHS2			
Warranty				
Fortinet Warranty	Limited lifetime*** warranty on all models			

*FS-524D, FS-524D-FPOE, FS-548D, FS-548D-FPOE Power Supply Units are Hot-Swappable. ** POE models power consumption is similar to non-POE model if POE is not in use

*** Fortinet Warranty Policy: <http://www.fortinet.com/doc/legal/EULA.pdf>



FortiSwitch 524D



FortiSwitch 524D-FPOE



FortiSwitch 548D



FortiSwitch 548D-FPOE



ORDER INFORMATION

Product	SKU	Description
FortiSwitch 108E	FS-108E	Layer 2 FortiGate switch controller compatible switch with 8 GE RJ45 + 2 SFP ports, line AC and PSE dual powered. Fanless.
FortiSwitch 108E-POE	FS-108E-POE	Layer 2 FortiGate switch controller compatible PoE+ switch with 8 GE RJ45 + 2 SFP ports, 4 port PoE with maximum 65 W PoE limit. Fanless.
FortiSwitch 108E-FPOE	FS-108E-FPOE	Layer 2 FortiGate switch controller compatible PoE+ switch with 8 GE RJ45 + 2 SFP ports, 8 port PoE with maximum 130 W PoE limit. Fanless.
FortiSwitch 108F	FS-108F	Layer 2 FortiGate switch controller compatible switch with 8 x GE RJ45 ports, 2 x GE SFP, Fanless, 12V/3A power adapter of input voltage 100 – 240VAC, and PSE dual powered.
FortiSwitch 108F-POE	FS-108F-POE	Layer 2 FortiGate switch controller compatible PoE+ switch with 8 x GE RJ45 ports, 2 x GE SFP, Fanless with automatic Max 65W POE output limit.
FortiSwitch 108F-FPOE	FS-108F-FPOE	Layer 2 FortiGate switch controller compatible PoE+ switch with 8 x GE RJ45 ports, 2 x GE SFP, Fanless with automatic Max 130W POE output limit.
FortiSwitch 124E	FS-124E	Layer 2 FortiGate switch controller compatible switch with 24 GE RJ45 + 4 SFP ports. Fanless.
FortiSwitch 124E-POE	FS-124E-POE	Layer 2 FortiGate switch controller compatible PoE+ switch with 24 GE RJ45 + 4 SFP ports, 12 port PoE with maximum 185 W limit.
FortiSwitch 124E-F-POE	FS-124E-FPOE	Layer 2 FortiGate switch controller compatible PoE+ switch with 24 GE RJ45 + 4 SFP ports, 24 port PoE with maximum 370 W limit.
FortiSwitch 148E	FS-148E	Layer 2 FortiGate switch controller compatible switch with 48 GE RJ45 + 4 SFP ports.
FortiSwitch 148E-POE	FS-148E-POE	Layer 2 FortiGate switch controller compatible PoE+ switch with 48 GE RJ45 + 4 SFP ports, 24 port PoE with maximum 370 W limit.
FortiSwitch 124F	FS-124F	Layer 2 FortiGate switch controller compatible switch with 24 GE RJ45 + 4 10G SFP+ ports.
FortiSwitch 124F-POE	FS-124F-POE	Layer 2 FortiGate switch controller compatible PoE+ switch with 24 GE RJ45 + 4 10G SFP+ ports, 12 port PoE with maximum 185 W limit.
FortiSwitch 124F-FPOE	FS-124F-FPOE	Layer 2 FortiGate switch controller compatible PoE+ switch with 24 GE RJ45 + 4 10G SFP+ ports, 24 port PoE with maximum 370 W limit.
FortiSwitch 148F	FS-148F	Layer 2 FortiGate switch controller compatible switch with 48 GE RJ45 + 4 10G SFP+ ports.
FortiSwitch 148F-POE	FS-148F-POE	Layer 2 FortiGate switch controller compatible PoE+ switch with 48 GE RJ45 + 4 10G SFP+ ports, 24 port PoE with maximum 370 W limit.
FortiSwitch 148F-FPOE	FS-148F-FPOE	Layer 2 FortiGate switch controller compatible PoE+ switch with 48 GE RJ45 + 4 10G SFP+ ports, 48 port PoE with maximum 740 W limit.
FortiSwitch 224D-FPOE	FS-224D-FPOE	Layer 2/3 FortiGate switch controller compatible PoE+ switch with 24 GE RJ45 + 4 SFP ports, 24 port PoE with maximum 370 W limit.
FortiSwitch 224E	FS-224E	Layer 2/3 FortiGate switch controller compatible switch with 24 GE RJ45 + 4 SFP ports. Fanless.
FortiSwitch 224E-POE	FS-224E-POE	Layer 2/3 FortiGate switch controller compatible PoE+ switch with 24 GE RJ45 + 4 SFP ports, 12 port PoE with maximum 180 W limit.
FortiSwitch 248D	FS-248D	Layer 2/3 FortiGate switch controller compatible switch with 48 GE RJ45 + 4 SFP ports.
FortiSwitch 248E-POE	FS-248E-POE	Layer 2/3 FortiGate switch controller compatible PoE+ switch with 48 GE RJ45 + 4 SFP ports, 24 port PoE with maximum 370 W limit.
FortiSwitch 248E-FPOE	FS-248E-FPOE	Layer 2/3 FortiGate switch controller compatible PoE+ switch with 48 GE RJ45 + 4 SFP ports, 48 port PoE with maximum 740 W limit.
FortiSwitch 424E-Fiber	FS-424E-Fiber	Layer 2/3 FortiGate switch controller compatible switch with 24x GE SFP and 4x 10 GE SFP+ Uplinks
FortiSwitch M426E-FPOE	FS-M426E-FPOE	Layer 2/3 FortiGate switch controller compatible PoE+/802.3bt Type 3 switch with 16x GE RJ45, 8x 2.5 RJ45, 2x 5 GE RJ45 and 4x 10 GE SFP+, 24 port PoE+ with maximum 420 W limit.
FortiSwitch 424E	FS-424E	Layer 2/3 FortiGate switch controller compatible switch with 24 GE RJ45, 4x 10 GE SFP + ports.
FortiSwitch 424E-POE	FS-424E-POE	Layer 2/3 FortiGate switch controller compatible switch with 24 GE RJ45, 4x 10 GE SFP + ports, 24 port PoE+ with maximum 283.5 W limit.
FortiSwitch 424E-FPOE	FS-424E-FPOE	Layer 2/3 FortiGate switch controller compatible switch with 24 GE RJ45, 4x 10 GE SFP + ports, 24 port PoE+ with maximum 433.7 W limit.
FortiSwitch 448E	FS-448E	Layer 2/3 FortiGate switch controller compatible switch with 48 GE RJ45, 4x 10 GE SFP + ports.
FortiSwitch 448E-POE	FS-448E-POE	Layer 2/3 FortiGate switch controller compatible switch with 48 GE RJ45, 4x 10 GE SFP + ports, 48 port PoE+ with maximum 421 W limit.
FortiSwitch 448E-FPOE	FS-448E-FPOE	Layer 2/3 FortiGate switch controller compatible switch with 48 GE RJ45, 4x 10 GE SFP + ports, 48 port PoE+ with maximum 772 W limit.
FortiSwitch 524D	FS-524D	Layer 2/3 FortiGate switch controller compatible switch with 24 GE RJ45, 4x 10 GE SFP+ and 2x 40 GE QSFP+ ports.
FortiSwitch 524D-FPOE	FS-524D-FPOE	Layer 2/3 FortiGate switch controller compatible PoE+ switch with 24 GE RJ45, 4x 10 GE SFP+, 2x 40 GE QSFP+ ports, 24 port PoE with maximum 400 W limit.
FortiSwitch 548D	FS-548D	Layer 2/3 FortiGate switch controller compatible switch with 48 GE RJ45, 4x 10 GE SFP+ and 2x 40 GE QSFP+ ports.
FortiSwitch 548D-FPOE	FS-548D-FPOE	Layer 2/3 FortiGate switch controller compatible PoE+ switch with 48 GE RJ45, 4x 10 GE SFP+ and 2x 40 GE QSFP+ ports, 48 port PoE with maximum 750 W limit.
FortiSwitch Cloud Management License*	FC-10-WMSC1-190-02-DD	FortiSwitch Cloud Management License subscription 1 Year Contract.



ORDER INFORMATION

Accessories		
FortiSwitch Advanced Features License	FS-SW-LIC-200	SW License for FS-200 Series Switches to activate Advanced Features.
	FS-SW-LIC-400	SW License for FS-400 Series Switches to activate Advanced Features.
	FS-SW-LIC-500	SW License for FS-500 Series Switches to activate Advanced Features.
External Redundant AC Power Supply	FRPS-740	Redundant AC power supply for up to 2 units: FS-224D-FPOE, FS-224E-POE, FS-248E-POE, FS-248E-FPOE.
Redundant AC Power Supply	FS-PSU-150	AC power supply for FS-548D and FS-524D.
	FS-PSU-600	AC power supply for FS-524D-FPOE.**
	FS-PSU-920	AC power supply for FS-548D-FPOE.**

** When managing a FortiSwitch with a FortiGate via FortiGate Cloud, no additional license is necessary. ** Provides additional PoE capacity.
For details of Transceiver modules, see the [Fortinet Transceivers datasheet](#). Note that all PoE FortiSwitches are Alternative-A.



www.fortinet.com

Copyright © 2021 Fortinet, Inc. All rights reserved. Fortinet®, FortiGate®, FortiCare® and FortiGuard®, and certain other marks are registered trademarks of Fortinet, Inc., and other Fortinet names herein may also be registered and/or common law trademarks of Fortinet. All other product or company names may be trademarks of their respective owners. Performance and other metrics contained herein were attained in internal lab tests under ideal conditions, and actual performance and other results may vary. Network variables, different network environments and other conditions may affect performance results. Nothing herein represents any binding commitment by Fortinet, and Fortinet disclaims all warranties, whether express or implied, except to the extent Fortinet enters a binding written contract, signed by Fortinet's General Counsel, with a purchaser that expressly warrants that the identified product will perform according to certain expressly-identified performance metrics and, in such event, only the specific performance metrics expressly identified in such binding written contract shall be binding on Fortinet. For absolute clarity, any such warranty will be limited to performance in the same ideal conditions as in Fortinet's internal lab tests. Fortinet disclaims in full any covenants, representations, and guarantees pursuant hereto, whether express or implied. Fortinet reserves the right to change, modify, transfer, or otherwise revise this publication without notice, and the most current version of the publication shall be applicable.